Купить штабелёр
kupit-shtabeler.ru +7 495 159-44-32 zakaz@kupit-shtabeler.ru
Справочная копия документа изготовителя. Масштаб исходных страниц сохранён.
kupit-shtabeler.ru

HELI

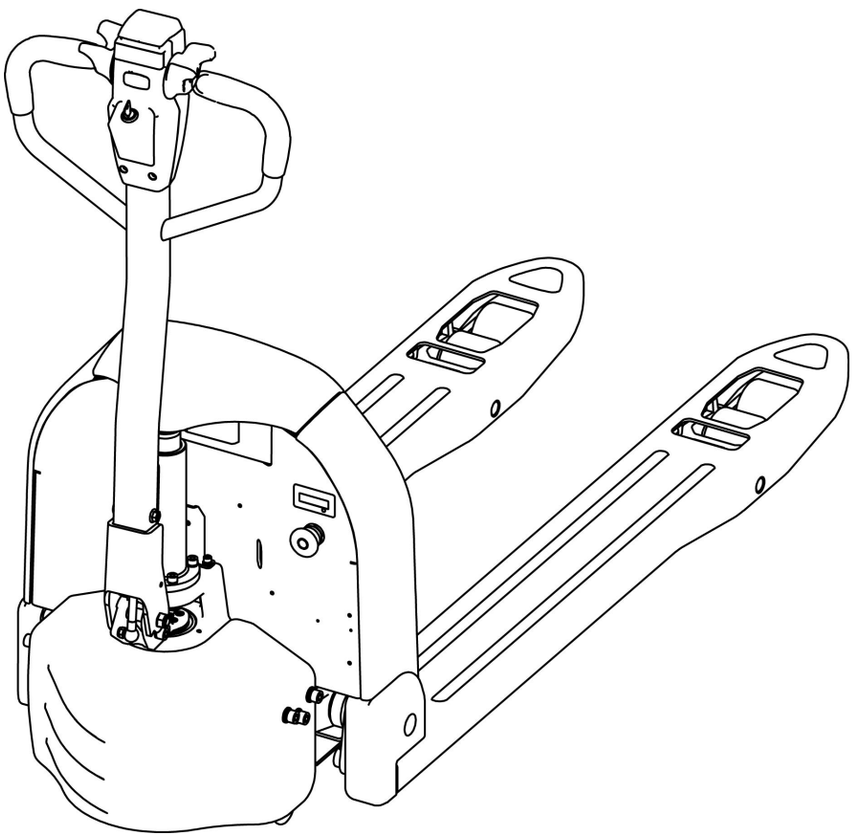

CBD18 20J-Li3

Electric Pallet Truck

步行式电动搬运车

Parts Manual 零件目录

20221123 V02

kupit-shtabeler.ru

PARTS ORDERING INSTRUCTIONS

HOW TO ORDER

When you order, supply the part number, quantity, model and serial numbers of your machine. Supplying this information will assure prompt, efficient handing of your order.

Since your dealer carries many parts in stock and maintains up-to-date prices on all parts, he will be able to process your order immediately. If, for some reason, the part is not in stock, he will order it from the factory. In either event, he maintains a current file of service manuals, which give all available parts ordering or technical information.

WHERE TO ORDER

Always order parts from the dealer who sold you your truck. If it is necessary for the dealer to order parts from the factory, he is able to get prompt service for you. Parts are shipped in accordance with shipping instructions given on the order.

INSTRUCTIONS FOR RETURNING PARTS

Under NO CIRCUMSTANCES will parts be accepted at the factory for credit without prior approval. We cannot accept responsibility for parts returned without authorization.

If you have some parts which must be returned, contact your dealer. If he believes parts should be returned,he will arrange for authorization to return the parts.

CHANGES

When changes are made to the machine, revised pages for this manual will be issued. These pages must be inserted in your parts manual as soon as they are received.

Failure to keep your parts manuals up to date will result in confusion and may cause you to order wrong parts.

零件订购说明

如何订购

当您订购的时候，您需要提供搬运车零件的编号，数量，型号和序列号。提供这些信息能够保证您的订购更加的高效。

因为您的经销商有很多零件的存货，而且需要保持所有零件的价格是最新的，所以他会尽快地处理您的订购需求。假如因为某些原因，存货中没有这个零件，那么他会从公司订货。无论怎么样的情况，他手里都会有一份服务手册文件，它能提供所有可用的零件的订购信息或者技术信息。

订购地点

当您需要订购零件时，请到销售给您搬运车的经销商那里订购。如果经销商有必要从公司订购零件，他能为您提供快捷的服务。根据您的订购信息，零件和它对应的操作说明会一起装好。

零件的退还说明

一般情况下，因为信用的关系，退还的零件没有事先的同意，是不会被公司认可的。我们不会对没有经过授权但退还过来的零件负责。

如果您有一些零件一定要退还，请联系您的经销商。若经销商确认零件可以退还，则其会安排授权要退还的零件。

技术修改

当搬运车技术有修改时，这本手册的修正页会重新发行。当您拿到这些修正页时，您一定要立即把它们插入到您的零件手册中。若没有及时的更新您的零件手册，则可能会导致您订购、维护等方面的错误。

Купить штабелёр
kupit-shtabeler.ru +7 495 159-44-32 zakaz@kupit-shtabeler.ru
Справочная копия документа изготовителя. Масштаб исходных страниц сохранён.

GENERAL INFORMATION

INDEX

This parts manual is arranged for easy identification of parts .The index at the front of the catalog gives location of major groups and assemblies.

PART LIST

The Item, describes the item on the Figure you are looking at. The Part No. is a numerical description of the item and the part ordering number. The Description is a description of the part number in alphabetical form. The Qty is the quantity used on the machine. The Applied Date is a description when the part is applicable.The Remark is the explanation of the part for a supplement such as the model the capability, the characteristic etc.

HOW TO READ PARTS MANUAL

HELP 1:

	Item		Part No	Description	Qty	Applied Date	Remark
A	1		02.XDC.3556	Battery	1		24V/20AH
	1		02.XDC.3557	Battery	1		24V/30AH
	1		02.XDC.3558	Battery	1		24V/40AH
	2		03.0132	Screw M5×8	5		
B	7		03.0245	Nut M12	2		
	8		03.04790	Spring	2		
	9	01	30.01.6685	Wheel Frame	1	-210125	
	9	02	40.11.048	Wheel Frame	1	210125-	
C	6		02.KSCX.0001	Cover	1		
	7		03.0243	Nut M10	2		Cancel
	8		40.11.040	Roller	2		
	9		03.1088	Bolt M10×60	2		
D	3		33.054.0001	Frame(550)	1		
	3		33.054.0002	Frame(685)	1		
	4		03.02393	Screw M6×16	6		
	5		40.18.005	Shaft(550)	1		
	5		40.15.044	Shaft(685)	1		
E	6		33.036.0007	Push Rod Welding	2		For 1800Kg
	7		03.0691	BushingΦ19×Φ16×15	4		
	8		03.0305	Round PinΦ5×30	10		

kupit-shtabeler.ru

A: The part of Index 1 is Optional.
B: The part of Index 9 has an Applicability, because it's our policy to constantly improve our products.
C: The part of Index 7 indicates that the part is cancelled. Note the version number when ordering.
D: The part of Index 3 indicates that the frame welds have different specifications, 550 or 685 indicates the outer width of the forks. Index 5 indicates the parts used for the outer width of the forks.
E: The part of Index 6 indicates that the part is used for model with load capacity of 1800KG.

1. Record by time

- 210125 : Ending on January 25, 2021.
210125- : Beginning on January 25, 2021.

2. Record by serial number

01 : Ending at 01
02 : Starting at 02

kupit-shtabeler.ru

HELP 2：

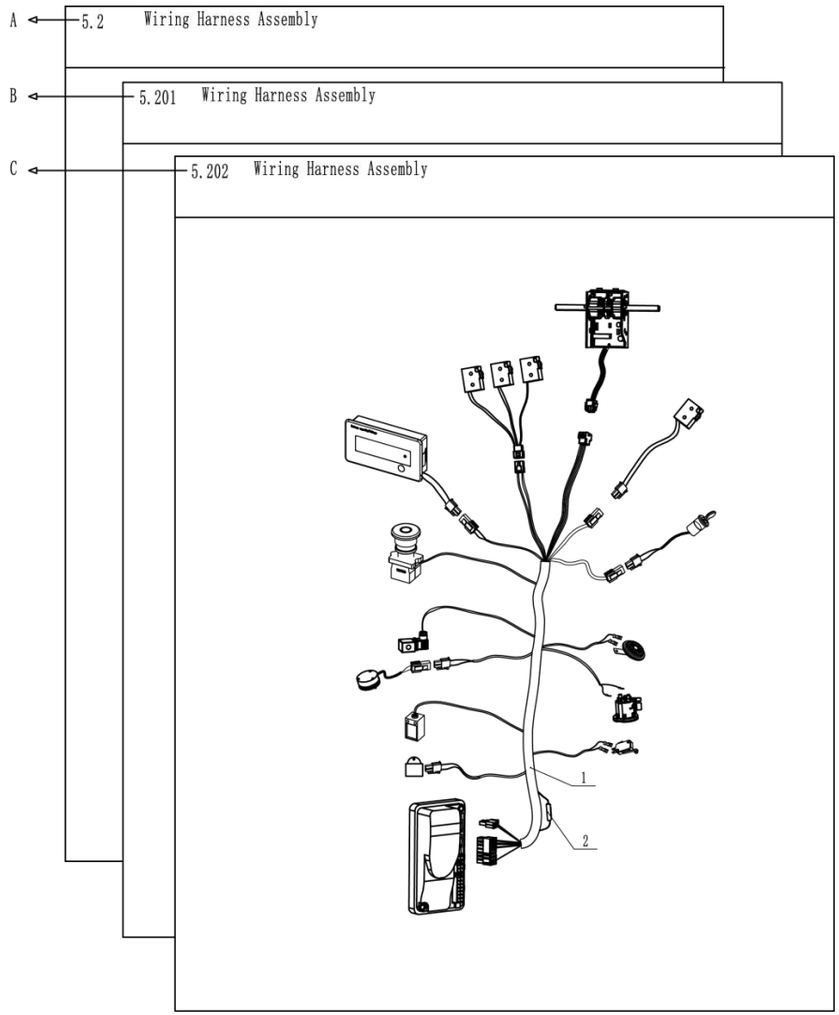

A:Section 5.2 is the original version.
B:Section 5.201 is the version that some parts in the Section 5.2 have been changed.
C:Section 5.202 is the version that some parts in the Section 5.201have been changed.
When you order, Please locate specific parts information of your truck by the Applied Date of parts in each version.

Купить штабелёр
kupit-shtabeler.ru +7 495 159-44-32 zakaz@kupit-shtabeler.ru
Справочная копия документа изготовителя. Масштаб исходных страниц сохранён.

概要

目录

将零件目录分组成几个易识别的部分，并把主要结构和总成放置在索引目录中。

零件明细表

Item 描述的是在插图上，您想要找的项目。**Part No.**是零件的一系列描述和它的订购号码。**Description** 是用文字的形式描述零件的号码。**Qty** 代表的是零件在搬运车上使用的数量。**Applied Date** 表示的是零件适用的时间范围。**Remark** 是用来补充说明零件信息(例如车型、性能和特征等)。

怎么读取零件明目录

帮助 1：

Item 序号		Part No 代码	Description 名称		Qty 数量	Applied Date 适用日期	Remark 备注
1		02.XDC.3556	Battery	锂电池	1		24V/20AH
1		02.XDC.3557	Battery	锂电池	1		24V/30AH
1		02.XDC.3558	Battery	锂电池	1		24V/40AH
2		03.0132	Screw M5×8	螺钉	5		
7		03.0245	Nut M12	螺母	2		
8		03.04790	Spring	弹簧	2		
9	01	30.01.6685	Wheel Frame	轮架	1	-210125	
9	02	40.11.048	Wheel Frame	轮架	1	210125-	
6		02.KSCX.0001	Cover	前盖板	1		
7		03.0243	Nut M10	螺母	2		Cancel/取消
8		40.11.040	Roller	滚子	2		
9		03.1088	Bolt M10×60	螺栓	2		
3		33.054.0001	Frame(550)	车架	1		
3		33.054.0002	Frame(685)	车架	1		
4		03.02393	Screw M6×16	螺钉	6		
5		40.18.005	Shaft(550)	支撑轴	1		
5		40.15.044	Shaft(685)	支撑轴	1		
6		33.036.0007	Push Rod Welding	推杆	2		For 1800Kg
7		03.0691	Bushing Φ19×Φ16×15	复合套	4		
8		03.0305	Round Pin Φ5×30	弹性圆柱销	10		

A

B

C

D

E

kupit-shtabeler.ru

A: 序号 1 表示该零件有几个品种可供您的选择。
B: 序号 9 表示该零件有一个适用的时间范围。这是因为我们在不断地进行产品的升级。
C: 序号 7 表示该零件取消，订购时注意版本号。
D: 序号 3 表示车架焊接体有不同的规格，550 或 685 表示货叉的外宽。序号 5 表示配用于货叉外宽的零部件。
E: 序号 6 表示该零件配用载重 1800KG 车型。
1. 用时间记录
- 210125 : 截止到 2021 年 01 月 25 日
210125- : 起始于 2021 年 01 月 25 日
2. 用序列号记录
01 : 截止序列号 01
02 : 起始序列号 02

kupit-shtabeler.ru

帮助 2：

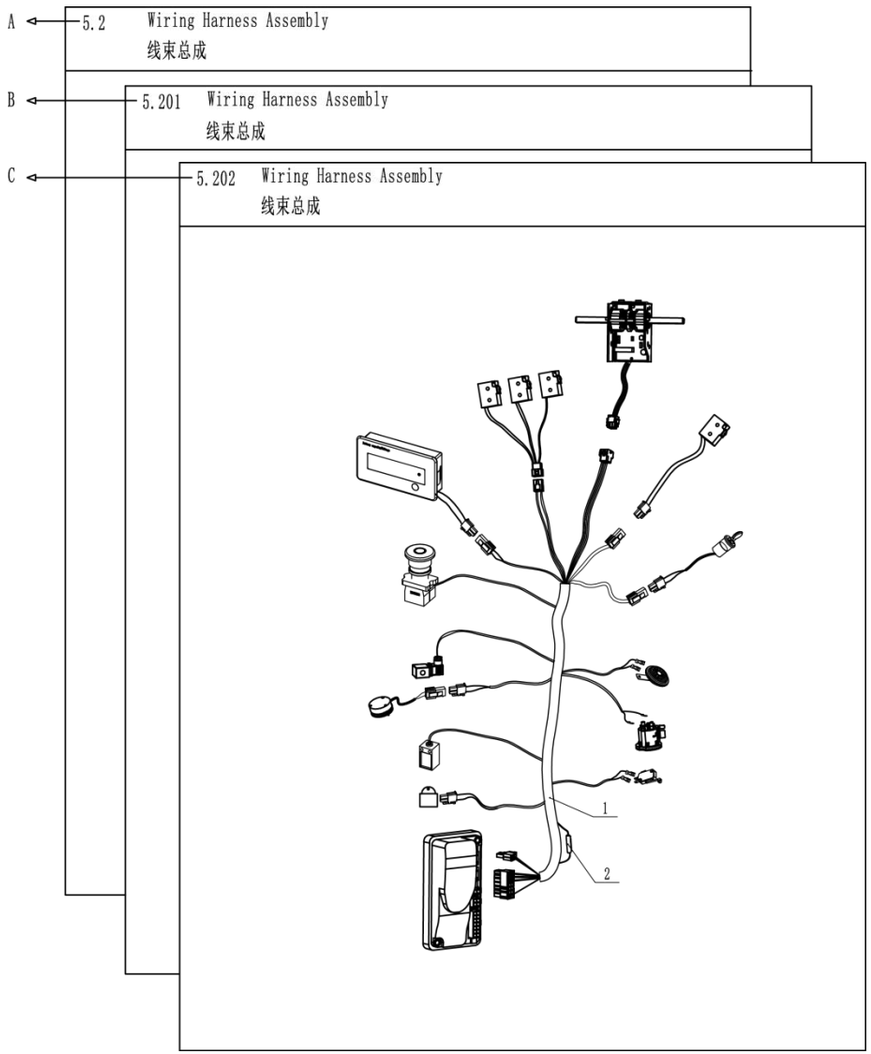

A: 章节 5.2 表示原始版本；
B: 章节 5.201 表示在原始版本（章节 5.2）上零件有所变更；
C: 章节 5.202 表示在变更版本（章节 5.201）上零件有所变更。
当您订购零件时，请根据每个版本中零件的适用时间来判断您所选购车型的零件信息。

Купить штабелёр
kupit-shtabeler.ru +7 495 159-44-32 zakaz@kupit-shtabeler.ru
Справочная копия документа изготовителя. Масштаб исходных страниц сохранён.
kupit-shtabeler.ru

Index 目录

1.Frame System 车架系统

1.1 Frame System 车架系统 1

1.2 Connecting Rod Rocker Assembly(Double Wheel)连杆摇臂组件(双轮) 2

1.3 Connecting Rod Rocker Assembly(Single Wheel)连杆摇臂组件(单轮) 4

2.Driving System 驱动系统

2.101 Driving System 驱动系统 5

2.201 Driving System(Balance Wheel)驱动系统(辅助轮) 6

2.3 Driving Assembly 驱动总成 8

2.4 Balance Wheel Assembly 辅助轮组件 10

3.Operating System 操作系统

3.1 Operating Handle Assembly 操作手柄组件 11

3.201 Handle Head Assembly 手柄头总成 12

3.3 Operating Handle Assembly(Intelligent)操作手柄组件(智能) 14

3.4 Handle Head Assembly(Intelligent)手柄头总成(智能) 15

4.Hydraulic System 液压系统

4.1 Hydraulic System 液压系统 16

Купить штабелёр
kupit-shtabeler.ru +7 495 159-44-32 zakaz@kupit-shtabeler.ru
Справочная копия документа изготовителя. Масштаб исходных страниц сохранён.
kupit-shtabeler.ru

4.2 Power Unit Assembly 动力单元组件 17
4.3 Lifting Cylinder Assembly 油缸组件 18
5.Electric System 电器系统
5.101 Electric Assembly 电器总成 19
5.201 Electric Assembly(Built-in)电器总成(内置) 22
5.301 Wiring Harness Assembly 线束总成 25
5.401 Wiring Harness Assembly 线束总成 26
5.501 Wiring Harness Assembly(For Release Brake)线束总成(带释放制动) 27
5.601 Wiring Harness Assembly(For Release Brake)线束总成(带释放制动) 28
5.701 Wiring Harness Assembly(Intelligent)线束总成(智能) 29
5.801 Wiring Harness Assembly(Intelligent)线束总成(智能) 30
5.901 Wiring Harness Assembly(Intelligent For Release Brake)线束总成(智能 带释放制动) 31
5.1001 Wiring Harness Assembly(Intelligent For Release Brake)线束总成(智能 带释放制动) 32
5.1101 Cable Assembly 电缆总成 33
5.1201 Cable Assembly 电缆总成 34

Купить штабелёр
kupit-shtabeler.ru +7 495 159-44-32 zakaz@kupit-shtabeler.ru
Справочная копия документа изготовителя. Масштаб исходных страниц сохранён.
kupit-shtabeler.ru

修订记录

版　　本	修订人	修订事项
20220518 V01	沈培彦	首次发布；
20221123 V02	刘俊晨	①：新增新代码，保留旧代码； ②：2.101 和 2.201 由五个代码为 30201060021 螺钉 M6×20 改动为两个代码为 30201060023 螺钉 M6×30 和三个代码为 30201060021 螺钉 M6×20； ③：3.201 代码 70103000029 急反开关改为代码 70103000008 急反开关，代码 70103000006 微动开关改为代码 70103000007 反方向开关，新增代码为 70103000006 微动开关，代码 70105000009 钥匙开关总成改为代码 20101040002 钥匙开关总成； ④：5.101 和 5.201 代码 70302000042 控制器(1.8T)分别改为代码 20301025008 控制器（1.8T）（常规手柄）和代码 20301025009 控制器(1.8T)（智能手柄）,代码 70302000006 控制器分别改为代码 20301025008 控制器(常规手柄)和代码 20301025009 控制器(智能手柄),代码 77700000419 保险丝改为代码 70701000002 保险丝; ⑤：线束图 5.301 更换为线束图为 5.401，线束图 5.501 更换为线束图为 5.601， 线束图 5.701 更换为线束图为 5.801，线束图 5.901 更换为线束图为 5.1001，电缆总成图 5.1101 更换为电缆总成图为 5.1201 ⑥：1.1 新增代码 20101010415 车架焊合和 20101010416 车架焊合； ⑦：1.2 新增代码 51108000016 退出滚子，新增代码 50101200004 轮架安装轴，新增代码 30101100005 螺栓 M10×60，新增代码 51108000013 滚子，新增代码 30311100001 螺母 M10；

Купить штабелёр
kupit-shtabeler.ru +7 495 159-44-32 zakaz@kupit-shtabeler.ru
Справочная копия документа изготовителя. Масштаб исходных страниц сохранён.

1.1 Frame System
车架系统

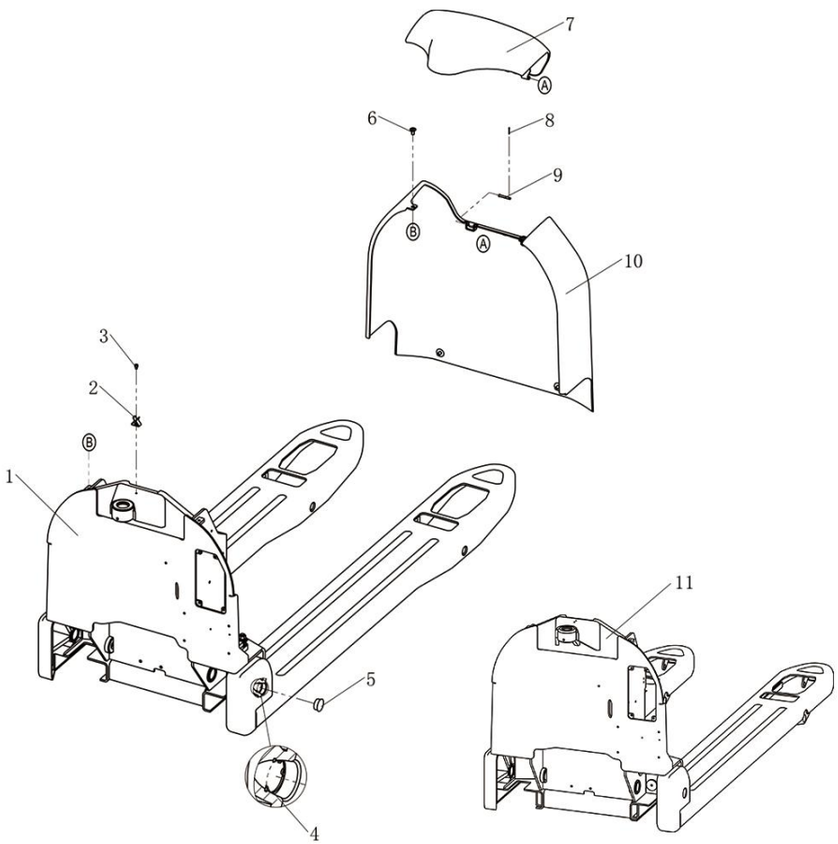

Item 序号		Part No 代码	Description 名称		Qty 数量	Applied Date 适用日期	Remark 备注
1		20101010288	Frame(550)	车架	1		33.099.0007
1		20101010286	Frame(685)	车架	1		33.099.0008
1		20101010413	Frame(550)	车架(H=75mm)	1		40.42.091
1		20101010414	Frame(685)	车架(H=75mm)	1		40.42.092
1		20101010411	Frame(550)	车架(H=65mm)	1		40.42.093
1		20101010412	Frame(685)	车架(H=65mm)	1		40.42.094
2		20201001013	Clip	弹性轴卡	1		40.42.090
3		30201040012	Screw M4×6	螺钉	2		03.0127
4		30421250002	Circlips For HolesΦ25	孔用挡圈	2		03.0024
5		54302000260	Plug	塞盖	2		02.01.9167
6		30211060007	Screw M6×12	螺钉	4		03.0227
7		20201000985	Cover	上盖板	1		40.42.007
8		30511010001	Pin Φ1×16	开口销	2		03.1224
9		30511040009	Pin Shaft Φ4×40	销轴	2		19.16294
10		20201000982	Cover	前挡板	1		40.42.008
11		20101010415	Frame(550)	车架(H=75mm)	1		
11		20101010416	Frame(685)	车架(H=75mm)	1		

Note1:Item 1 is the lowest height of forks(to the ground), 85mm,75mm,65mm are available.85mm is standard and 75mm,65mm are optional.

注释 1：序号 1 为车架的货叉离地高度，有 85mm,75mm,65mm。其中高度 75mm 和 65mm 为选配。

Note 2:Item 11 The frame is used for fork double-sided pallets with a height of 75mm above the ground。

注释 2：序号 11 车架用于货叉离地高度 75mm 双面托盘。

Купить штабелёр
kupit-shtabeler.ru +7 495 159-44-32 zakaz@kupit-shtabeler.ru
Справочная копия документа изготовителя. Масштаб исходных страниц сохранён.

1.2 Connecting Rod Rocker Assembly(Double Wheel)
连杆摇臂组件(双轮)

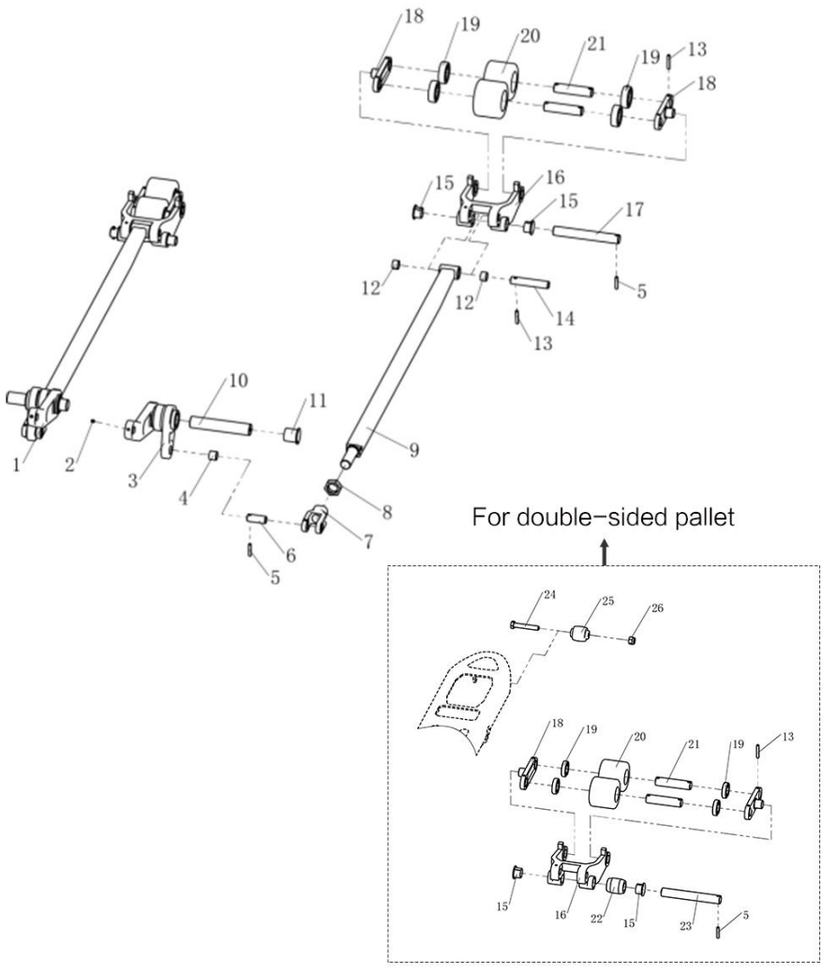

Item 序号		Part No 代码	Description 名称		Qty 数量	Applied Date 适用日期	Remark 备注
1		55102000059	Ring Rod Left(550)	圆环棒左	1		33.099.0009
1		55102000061	Ring Rod Left(685)	圆环棒左	1		33.099.0011
1		55102000079	Ring Rod Left(550)	圆环棒左(H=75mm)	1		40.42.078
1		20101010312	Ring Rod Left(685)	圆环棒左(H=75mm)	1		40.42.080
1		55102000080	Ring Rod Left(550)	圆环棒左(H=65mm)	1		40.42.083
1		55102000081	Ring Rod Left(685)	圆环棒左(H=65mm)	1		40.42.085
2		30221060006	Screw M6×8	螺钉	4		03.0270
3		55102000060	Ring Rod Right(550)	圆环棒右	1		33.099.0010
3		55102000062	Ring Rod Right(685)	圆环棒右	1		33.099.0012
3		55102000082	Ring Rod Right(550)	圆环棒右(H=75mm)	1		40.42.079
3		20101010313	Ring Rod Right(685)	圆环棒右(H=75mm)	1		40.42.081
3		55102000083	Ring Rod Right(550)	圆环棒右(H=65mm)	1		40.42.084
3		55102000084	Ring Rod Right(685)	圆环棒右(H=65mm)	1		40.42.086
4		54002000017	BushingΦ19×Φ16×15	复合套	2		03.0691
5		30501050008	Round PinΦ5×30	弹性圆柱销	4		03.0305
6		50101160009	Shaft	小轴	2		40.14.052
7		55502000003	Push Rod Bracket	推杆叉	2		40.14.048
8		30301220002	Nut M22×1.5	螺母	2		03.0286
9		55501000094	Push Rod Welding	推杆	2		33.099.0014
9		55501000106	Push Rod Welding	推杆(H=75mm)	2		40.42.082
9		55501000105	Push Rod Welding	推杆(H=65mm)	2		40.42.089
10		50101250028	Shaft(550)	支撑轴	1		40.42.012
10		50101250032	Shaft(685)	支撑轴	1		40.42.013
11		54001000003	BushingΦ35×Φ28×Φ25×27	带肩复合套	2		03.04422
12		54002000024	BushingΦ19×Φ16×12	复合套	4		03.0451
13		30501050003	Round PinΦ5×35	弹性圆柱销	10		03.0303
14		50101160004	Shaft	推杆安装轴	2		40.11.038

Купить штабелёр | kupit-shtabeler.ru
Лист PDF 13 / 46

Купить штабелёр
kupit-shtabeler.ru +7 495 159-44-32 zakaz@kupit-shtabeler.ru
Справочная копия документа изготовителя. Масштаб исходных страниц сохранён.

1.2 Connecting Rod Rocker Assembly(Double Wheel)
连杆摇臂组件(双轮)

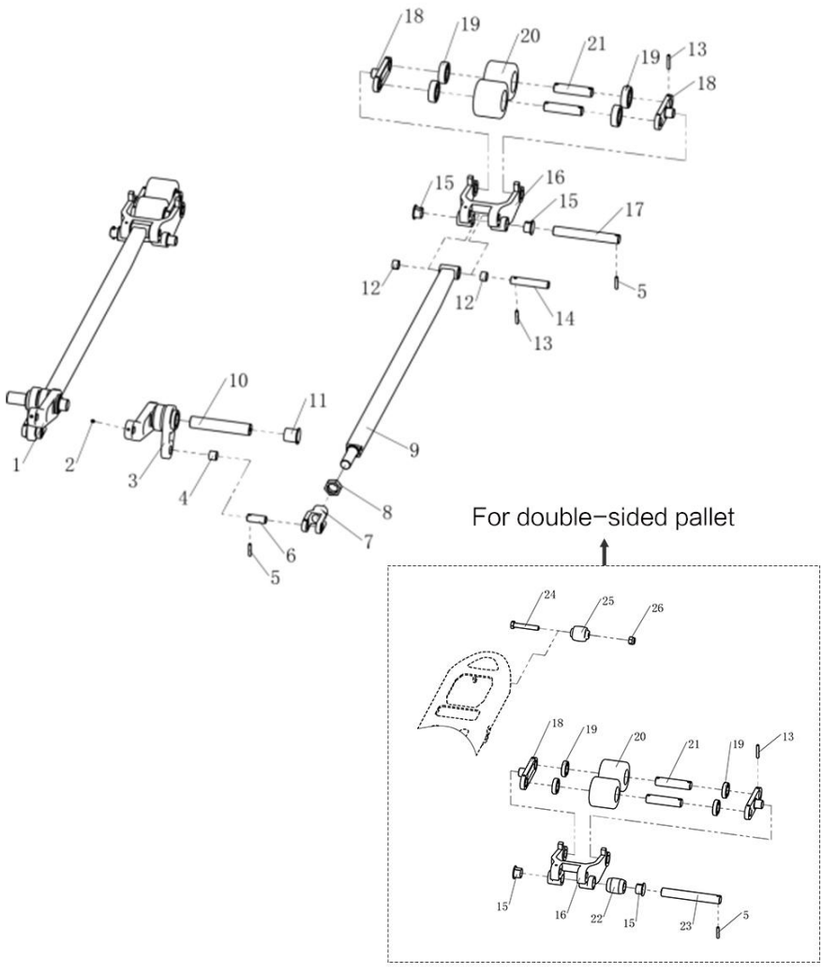

Item 序号		Part No 代码	Description 名称		Qty 数量	Applied Date 适用日期	Remark 备注
15		54001000009	Bushing Φ31×Φ23×Φ 20×16.5	带肩复合套	8		03.0453
16		55103000010	Wheel Bracket	轮架	2		40.11.086
16		55103000011	Wheel Bracket	轮架(H=75mm)	2		
16		55103000012	Wheel Bracket	轮架(H=65mm)	2		
17		50101200055	Shaft	轮架安装轴	2		
18		51251000014	Bracket	连扳	4		30.01.1290
19		30701020007	Bearing 6204	轴承	8		03.90.057
19		30701020003	Bearing 6904	轴承(H=75mmH=65mm)	8		03.90.005
20		51241000034	Loading Wheel	承载轮	4		02.LZ.0128
20		51241000031	Loading Wheel	承载轮（H=75mm）	4		02.LZ.01261
20		51241000028	Loading Wheel	承载轮（H=65mm）	4		02.LZ.0126
21		50101200008	Shaft	承载轮销轴	4		40.11.039
22		51108000016	Drop Out Roller	退出滚子	2		
23		50101200004	Shaft	轮架安装轴	2		
24		30101100005	Bolt	螺栓 M10×60	2		
25		51108000013	Roller	滚子	2		
26		30311100001	Nut	螺母 M10	2		

Note 3:Item 22、23、24、25、26 used for double-deck pallet frame with fork height of 75mm from the ground.
注释 3：序号 22、23、24、25、26 用于货叉离地高度 75mm 双面托盘车架。

Купить штабелёр | kupit-shtabeler.ru
Лист PDF 14 / 46

Купить штабелёр
kupit-shtabeler.ru +7 495 159-44-32 zakaz@kupit-shtabeler.ru
Справочная копия документа изготовителя. Масштаб исходных страниц сохранён.

1.3 Connecting Rod Rocker Assembly(Single Wheel)
连杆摇臂组件(单轮)

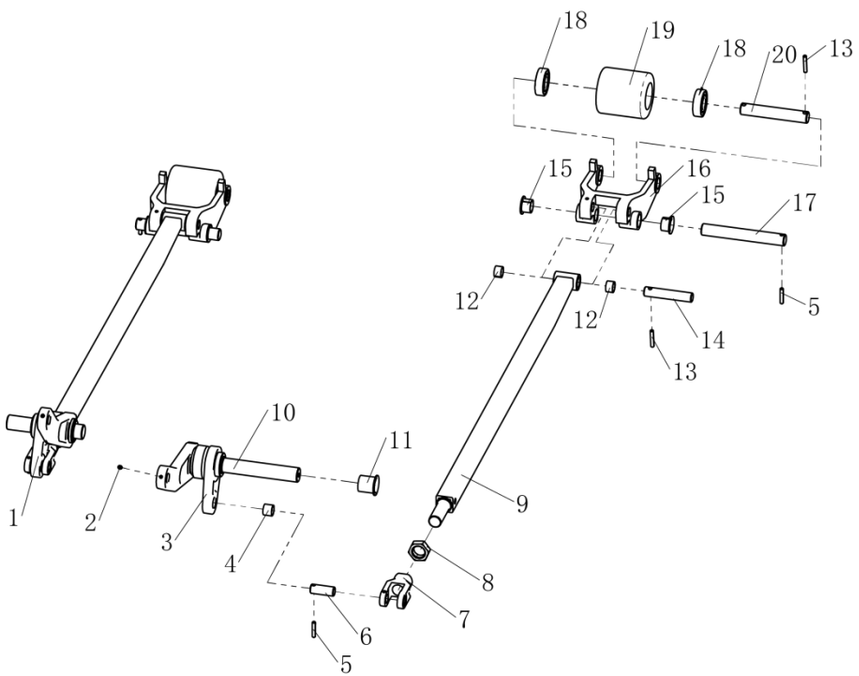

Item 序号		Part No 代码	Description 名称		Qty 数量	Applied Date 适用日期	Remark 备注
1		55102000059	Ring Rod Left(550)	圆环棒左	1		33.099.0009
1		55102000061	Ring Rod Left(685)	圆环棒左	1		33.099.0011
2		30221060006	Screw M6×8	螺钉	4		03.0270
3		55102000060	Ring Rod Right(550)	圆环棒右	1		33.099.0010
3		55102000062	Ring Rod Right(685)	圆环棒右	1		33.099.0012
4		54002000017	BushingΦ19×Φ16×15	复合套	2		03.0691
5		30501050008	Round PinΦ5×30	弹性圆柱销	4		03.0305
6		50101160009	Shaft	小轴	2		40.14.052
7		55502000003	Push Rod Bracket	推杆叉	2		40.14.048
8		30301220002	Nut M22×1.5	螺母	2		03.0286
9		55501000094	Push Rod Welding	推杆	2		33.099.0014
10		50101250028	Shaft(550)	支撑轴	1		40.42.012
10		50101250032	Shaft(685)	支撑轴	1		40.42.013
11		54001000003	BushingΦ35×Φ28×Φ25×27	带肩复合套	2		03.04422
12		54002000024	BushingΦ19×Φ16×12	复合套	4		03.0451
13		30501050003	Round PinΦ5×35	弹性圆柱销	4		03.0303
14		50101160004	Shaft	推杆安装轴	2		40.11.038
15		54001000009	BushingΦ31×Φ23×Φ20×16.5	带肩复合套	4		03.0453
16		55103000004	Wheel Bracket	轮架	2		40.11.037
17		50101200004	Shaft	轮架安装轴	2		
18		30701020007	Bearing 6204	轴承	4		03.90.057
19		51241000054	Loading Wheel	承载轮	2		02.LZ.0143
20		50101200019	Shaft	承载轮销轴	2		30.01.3629

Купить штабелёр
kupit-shtabeler.ru +7 495 159-44-32 zakaz@kupit-shtabeler.ru
Справочная копия документа изготовителя. Масштаб исходных страниц сохранён.

2.101 Driving System
驱动系统

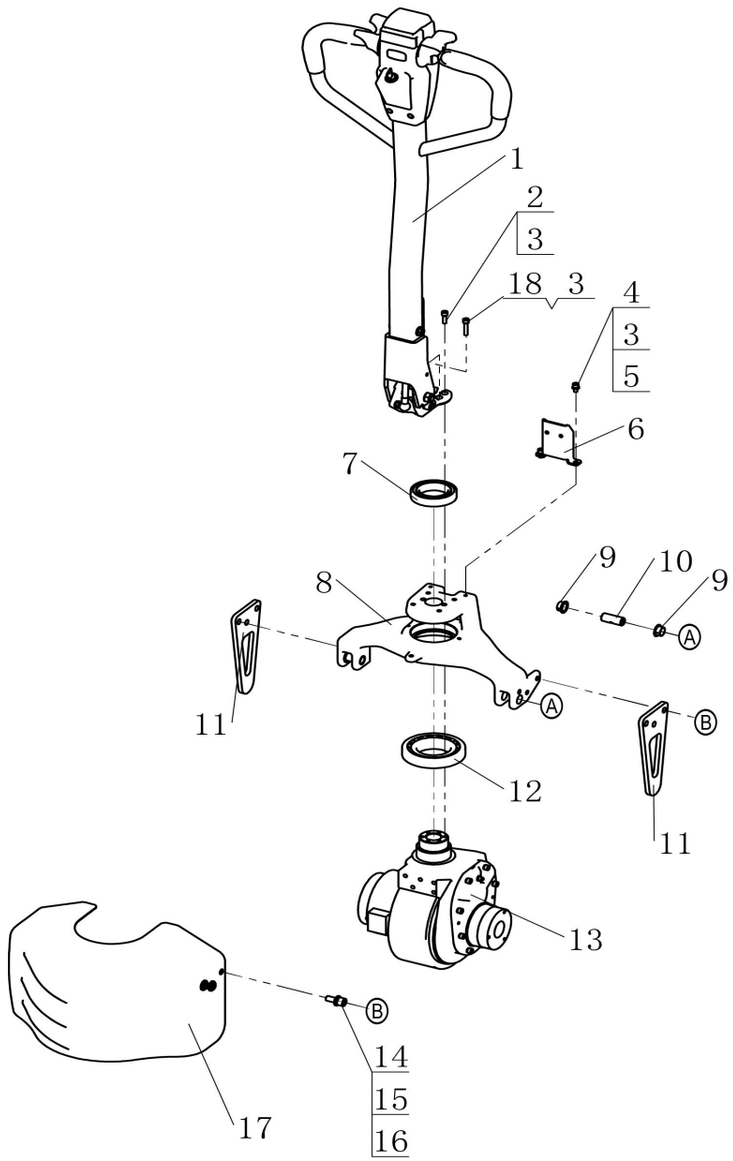

Item 序号		Part No 代码	Description 名称		Qty 数量	Applied Date 适用日期	Remark 备注
1		55220000023	Operating Handle Assembly	操作手柄组件	1		02.SB.ZJ.0010
1		55220000027	Operating Handle Assembly(Intelligent)	操作手柄组件（智能）	1		02.SB.ZJ.0011
2	01	30201060021	Screw M6×20	螺钉	5	-221123	03.0149
2	02	30201060021	Screw M6×20	螺钉	3	221123-	03.0149
3		30411060002	Lock Washer Φ6	弹垫	7		03.0011
4		30201060018	Screw M6×12	螺钉	2		03.0145
5		30401060002	Flat Washer Φ6	平垫	2		03.0049
6		20201000980	Plate	卡线板	1		40.42.014
7		30701050004	Bearing 6010	轴承	1		03.90.018
8		55111000006	Bridge	承载桥	1		
9		54001000008	Bushing Φ24×Φ18×Φ16×10	带肩复合套	4		03.0452
10		50101160011	Shaft	短销	2		40.15.011
11		20201001174	Balance Frame	平衡架	2		30.46.0063
12		30702060002	Bearing 30212	轴承	1		03.90.023
13		52101000068	Driving Assembly	驱动总成	1		02.QD.0296
14		30201100023	Screw M10×25	螺钉	6		03.0165
15		30411100002	Lock Washer Φ10	弹垫	6		03.0014
16		30401100003	Flat Washer Φ10	平垫	6		03.0043
17		20201000922	Driving Cover	驱动罩	1		40.16.004
18	02	30201060023	Screw M6×30	螺钉	2	221123-	03.0151

Купить штабелёр | kupit-shtabeler.ru

Купить штабелёр
kupit-shtabeler.ru +7 495 159-44-32 zakaz@kupit-shtabeler.ru
Справочная копия документа изготовителя. Масштаб исходных страниц сохранён.

2.201 Driving System(Balance Wheel)
驱动系统(辅助轮)

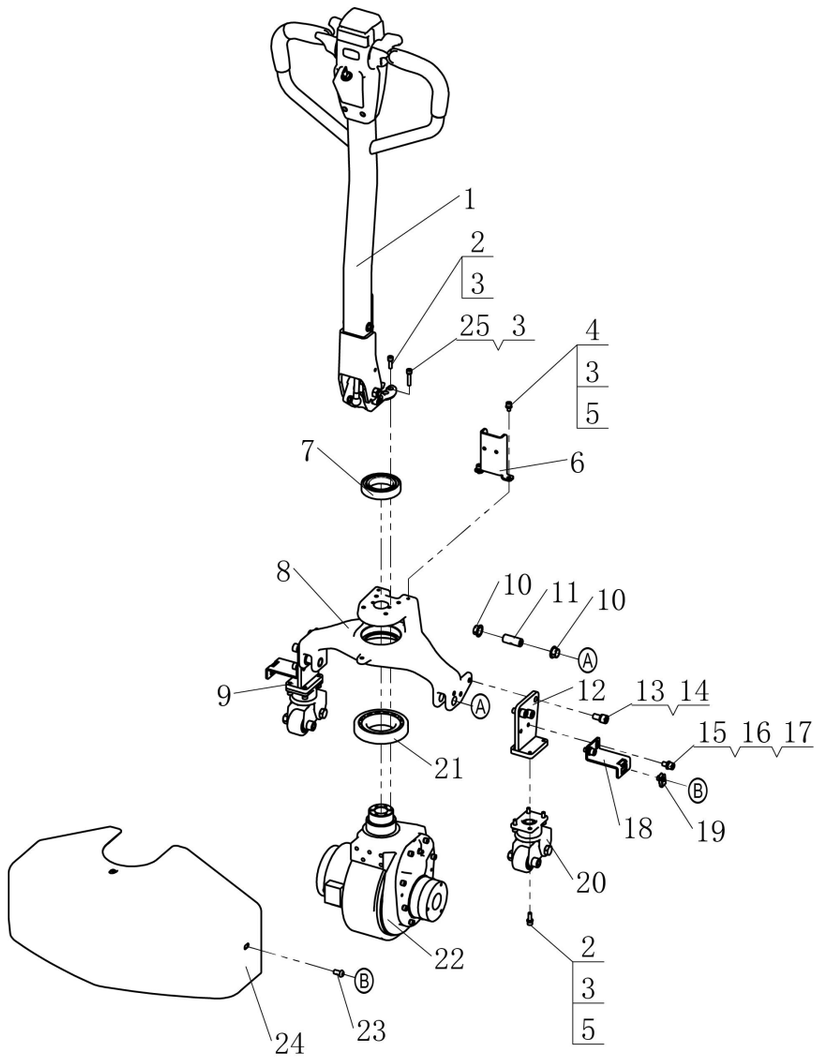

Item 序号		Part No 代码	Description 名称		Qty 数量	Applied Date 适用日期	Remark 备注
1		55220000023	Operating Handle Assembly	操作手柄组件	1		02.SB.ZJ.0010
1		55220000027	Operating Handle Assembly(Intelligent)	操作手柄组件（智能）	1		02.SB.ZJ.0011
2	01	30201060021	Screw M6×20	螺钉	5	-221123	03.0149
2	02	30201060021	Screw M6×20	螺钉	3	221123-	03.0149
3		30411060002	Lock Washer Φ6	弹垫	7		03.0011
4		30201060018	Screw M6×12	螺钉	2		03.0145
5		30401060002	Flat Washer Φ6	平垫	2		03.0049
6		20201000980	Plate	卡线板	1		40.42.014
7		30701050004	Bearing 6010	轴承	1		03.90.018
8		55111000006	Bridge	承载桥	1		40.12.010
9		20101010301	Balance Frame Left	左平衡架	1		33.099.0015
10		54001000008	BushingΦ24×Φ18×Φ16×10	带肩复合套	4		03.0452
11		50101160011	Shaft	短销	2		40.15.011
12		20101010273	Balance Frame Right	右平衡架	1		33.099.0016
13		30201100022	Screw M10×20	螺钉	6		03.0163
14		30411100002	Lock washer Φ10	弹垫	6		03.0014
15		30201080003	Screw M8×16	螺钉	4		03.0153
16		30411080002	Lock washer Φ8	弹垫	4		03.0012
17		30401080001	Flat Washer Φ8	平垫	4		03.0050
18		20201001015	Bracket	支架	2		40.42.038
19		30351080010	Nut M8	卡扣螺母	2		03.1225
20		20101020003	Balance Wheel Assembly	辅助轮组件	2		81.005.023
21		30702060002	Bearing 30212	轴承	1		03.90.023
22		52101000068	Driving Assembly	驱动总成	1		02.QD.0296
23		30251080012	Screw M8×16	螺钉	3		03.0117
24		20201000983	Driving Cover	驱动罩	1		40.42.009

Купить штабелёр | kupit-shtabeler.ru
Лист PDF 17 / 46

Купить штабелёр
kupit-shtabeler.ru +7 495 159-44-32 zakaz@kupit-shtabeler.ru
Справочная копия документа изготовителя. Масштаб исходных страниц сохранён.

2.201 Driving System(Balance Wheel)
驱动系统(辅助轮)

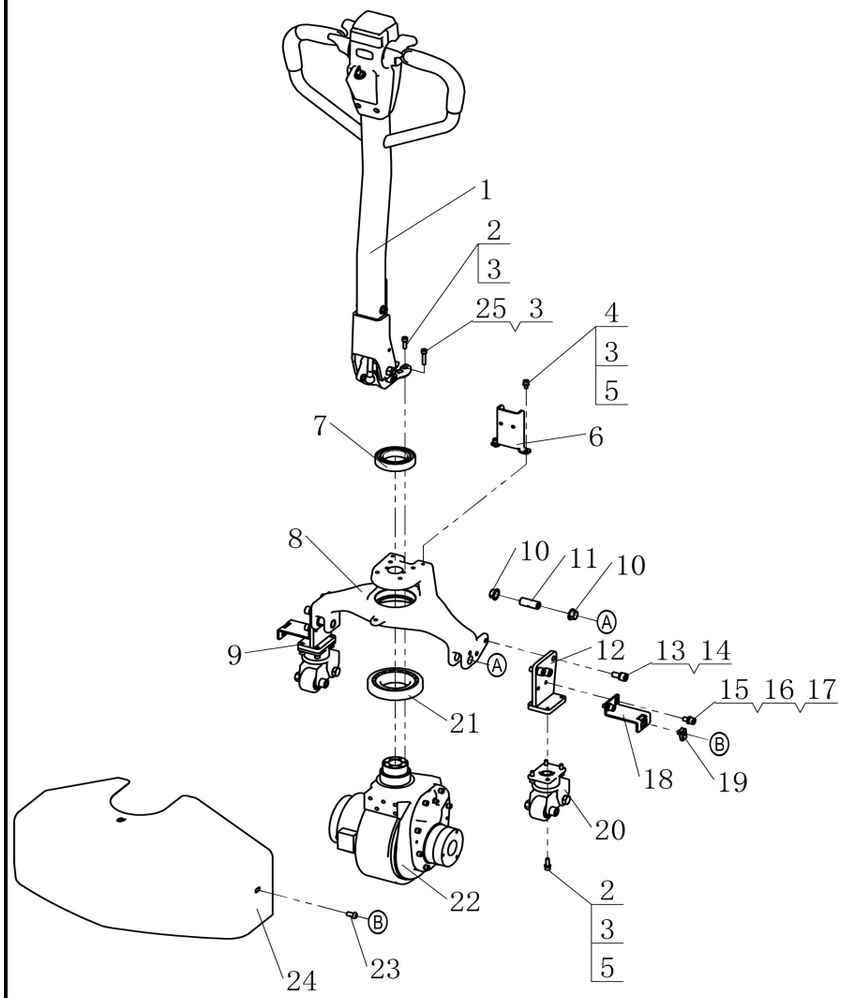

Item 序号		Part No 代码	Description 名称	Qty 数量	Applied Date 适用日期	Remark 备注
25	02	30201060023	Screw M6×30 螺钉	2	221123-	03.0151

Купить штабелёр | kupit-shtabeler.ru
Лист PDF 18 / 46

Купить штабелёр
kupit-shtabeler.ru +7 495 159-44-32 zakaz@kupit-shtabeler.ru
Справочная копия документа изготовителя. Масштаб исходных страниц сохранён.

2.3 Driving Assembly
驱动总成

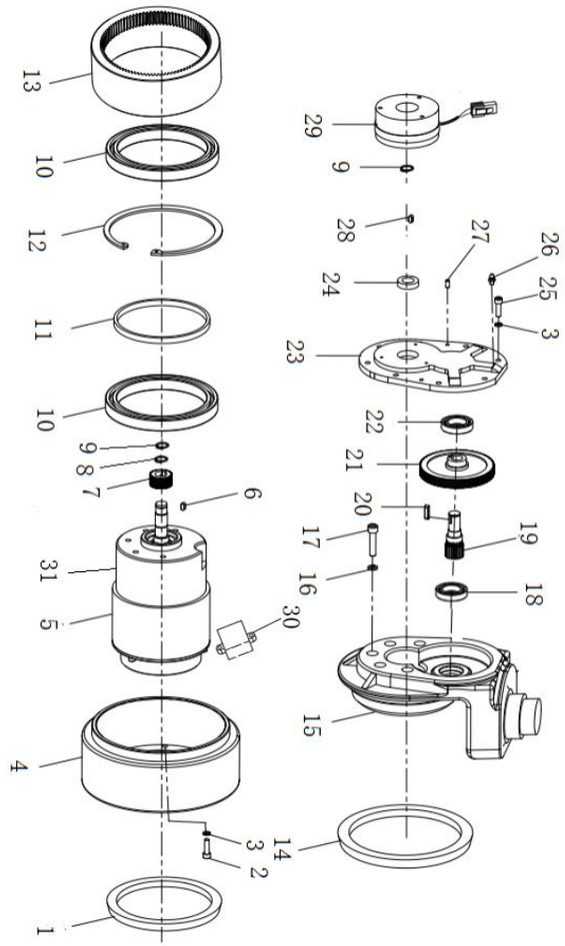

Item 序号		Part No 代码	Description 名称		Qty 数量	Applied Date 适用日期	Remark 备注
A		52101000068	Driving Assembly	驱动总成	1		02.QD.0296
1		30802128001	Oil Seal	油封	1		02.01.3703
2		30201060020	Screw M6×16	螺钉	8		03.0147
3		30411060002	Lock Washer Φ6	弹垫	16		03.0011
4		51241000076	Driving Wheel	驱动轮	1		02.QDL.0272
4		51210000013	Driving Wheel(Rubber)	驱动轮(橡胶)	1		02.QDL.3316
5		70402000021	Motor	电机	1		02.DJ.33636
6		30601050003	Parallel Key	平键销	1		03.0716
7		52202120001	Gear	主动斜齿轮	1		02.01.00702
8		30421160001	Circlips for shaftΦ16	轴用挡圈	1		03.0062
9		30421150001	Circlips for shaftΦ15	轴用挡圈	2		03.0061
10		30701120003	Bearing 61824	轴承	2		02.01.006810
11		20201001097	Spacer	隔套	1		02.01.9294
12		30421000002	Circlips For HolesΦ150	孔用挡圈	1		03.0709
13		52201150002	Gear	内齿轮	1		02.01.00687
14		30802155001	Oil Seal	油封	1		02.01.3681
15		52105000035	Gear Box	齿轮箱	1		02.CLX.210715
16		30411080002	Lock Washer Φ8	弹垫	5		03.0012
17		30201080006	Screw M8×30	螺钉	5		03.01571
18		30701017001	Bearing 16003	轴承	1		03.90.074
19		52201150004	Gear	传动齿轮	1		02.01.00701
20		30601050004	Parallel Key	平键销	1		03.0717
21		52202120002	Gear	被动斜齿轮	1		02.01.00703
22		30701025001	Bearing 61905	轴承	1		03.90.075
23		52105000017	Gear Box Cap	箱盖	1		02.01.210707
24		30802016001	Oil Seal	油封	1		03.0719
25		30201060021	Screw M6×20	螺钉	8		03.01049
26		30821008001	Grease Fitting	黄油嘴	1		03.0506
27		30501050002	Round PinΦ5×20	圆柱销	2		03.04350

Купить штабелёр | kupit-shtabeler.ru
Лист PDF 19 / 46

Купить штабелёр
kupit-shtabeler.ru +7 495 159-44-32 zakaz@kupit-shtabeler.ru
Справочная копия документа изготовителя. Масштаб исходных страниц сохранён.

2.3 Driving Assembly
驱动总成

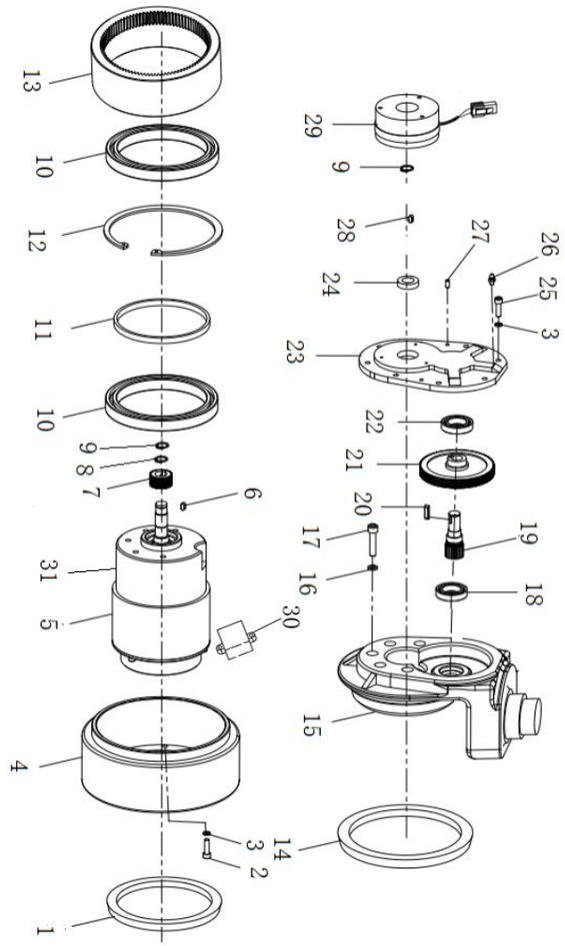

Item 序号		Part No 代码	Description 名称		Qty 数量	Applied Date 适用日期	Remark 备注
28		30601050005	Parallel Key	平键销	1		03.0975
29		55704000002	Brake Assembly	制动器总成	1		02.QD.0285
29		55704000007	Brake Assembly(Manual Release)	制动器总成(手动释放)	1		02.QD.0291
30		70431000052	Terminal Box	接线盒	1		02.01.0284
31		70309000002	Encoder(MY)	编码器	1		02.BMQ.0002

Купить штабелёр | kupit-shtabeler.ru
Лист PDF 20 / 46

Купить штабелёр
kupit-shtabeler.ru +7 495 159-44-32 zakaz@kupit-shtabeler.ru
Справочная копия документа изготовителя. Масштаб исходных страниц сохранён.

2.4 Balance Wheel Assembly
辅助轮组件

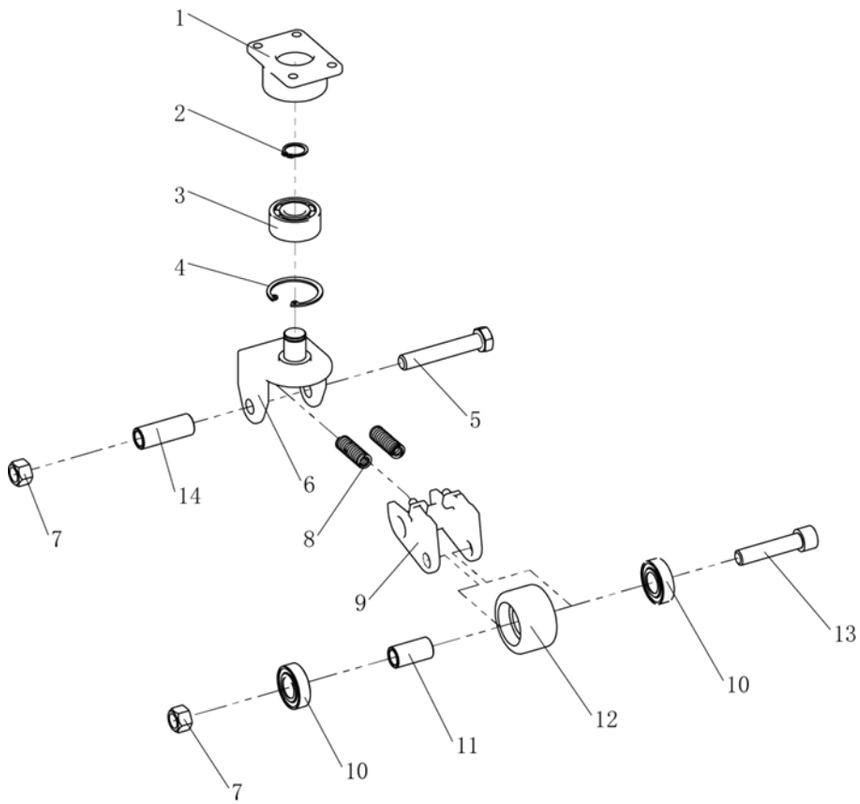

Item 序号		Part No 代码	Description 名称		Qty 数量	Applied Date 适用日期	Remark 备注
A		20101020003	Balance Wheel Assembly	辅助轮组件	1		81.005.023
1		20201000924	Flange	法兰	1		40.11.044
2		30421170001	Circlips For Shaft Φ17	轴用挡圈	1		03.0063
3		30706017001	Bearing 3203	轴承	1		03.90.0011
4		30421400002	Circlips For Holes Φ40	孔用挡圈	1		03.0027
5		30101120027	Bolt M12×70	螺栓	1		03.0372
6		55103000008	Bracket	支架	1		40.11.049
7		30311120001	Nut M12	螺母	2		03.0820
8		50401000012	Spring	弹簧	2		03.04790
9		55103000007	Wheel Frame	轮架	1		40.11.048
10		30701017004	Bearing 6003	轴承	2		03.90.042
11		50301120006	Sleeve	轴套	1		40.11.045
12		51242000002	Balance Wheel	辅助轮	1		02.01.3368
13		30201120014	Screw M12×55	螺钉	1		03.01731
14		50301120003	Sleeve	轮架套	1		40.11.082

Купить штабелёр | kupit-shtabeler.ru
Лист PDF 21 / 46

Купить штабелёр
kupit-shtabeler.ru +7 495 159-44-32 zakaz@kupit-shtabeler.ru
Справочная копия документа изготовителя. Масштаб исходных страниц сохранён.

3.1 Operating Handle Assembly
操作手柄组件

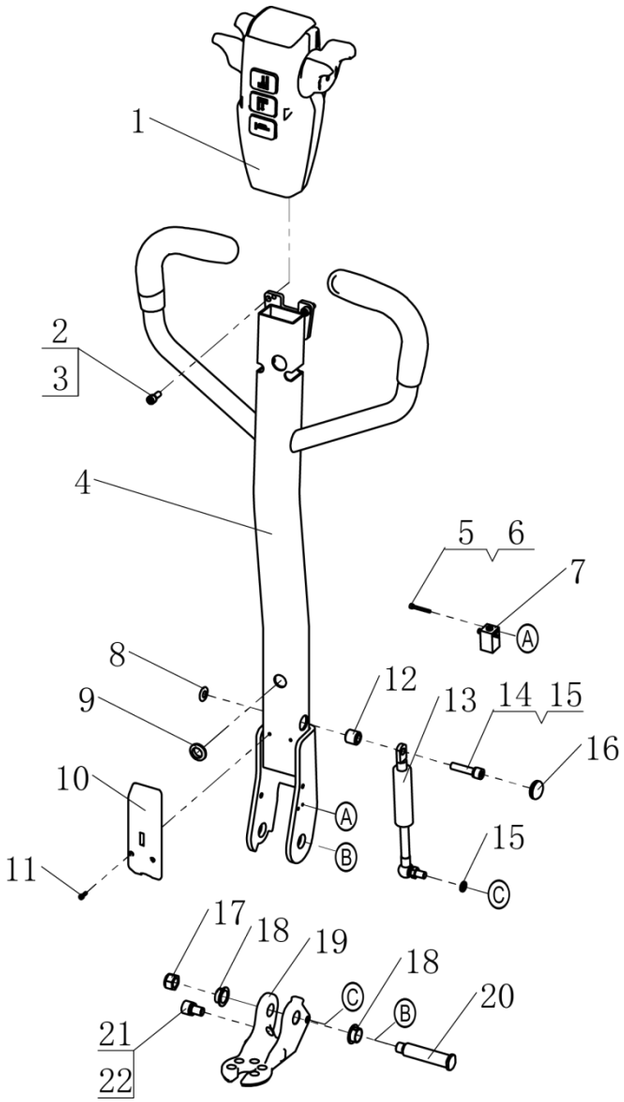

Item 序号		Part No 代码	Description 名称		Qty 数量	Applied Date 适用日期	Remark 备注
A		55220000023	Operating Handle Assembly	操作手柄组件	1		02.SB.ZJ.0010
1		71501000026	Handle Head Assembly	手柄头总成	1		02.SB.PJ.00029
2		30201060020	Screw M6×16	螺钉	2		03.0147
3		30411060002	Lock Washer Φ6	弹垫	2		03.0011
4		55221000042	Control Handle	手柄杆	1		40.42.019
5		30201030004	Screw M3×25	螺钉	2		03.01301
6		30411030001	Lock Washer Φ3	弹垫	2		03.00091
7		70109000003	Proximity Switch	接近开关	1		19.1052
8		30311080003	Nut M8	螺母	1		03.0425
9		54310000008	Guard Coil	双面护线圈	1		02.01.01088
10		20201000988	Cover Plate	线束盖板	1		40.42.005
11		30201030005	Screw M3×10	螺钉	2		03.1083
12		50301090004	Sleeve	隔套	1		40.15.006
13		50407000036	Gas Spring	气弹簧	1		02.QTH.3634
14		30201080032	Screw M8×35	螺钉	2		03.0158
15		30411080002	Lock Washer Φ8	弹垫	3		03.0012
16		54302000259	Rubber Blanket	防震垫	1		02.01.2133
17		30311120001	Nut M12	螺母	1		03.0820
18		54001000014	BushingΦ24×Φ18×Φ16×8	带肩复合套	2		03.0977
19		20201000981	Bracket	关节座	1		40.42.011
20		20201001082	Shaft	关节轴	1		40.15.057
21		30201100021	Screw M10×16	螺钉	1		03.0162
22		30411100002	Lock Washer Φ10	弹垫	1		03.0014

Купить штабелёр | kupit-shtabeler.ru
Лист PDF 22 / 46

Купить штабелёр
kupit-shtabeler.ru +7 495 159-44-32 zakaz@kupit-shtabeler.ru
Справочная копия документа изготовителя. Масштаб исходных страниц сохранён.

3.201 Handle Head Assembly
手柄头总成

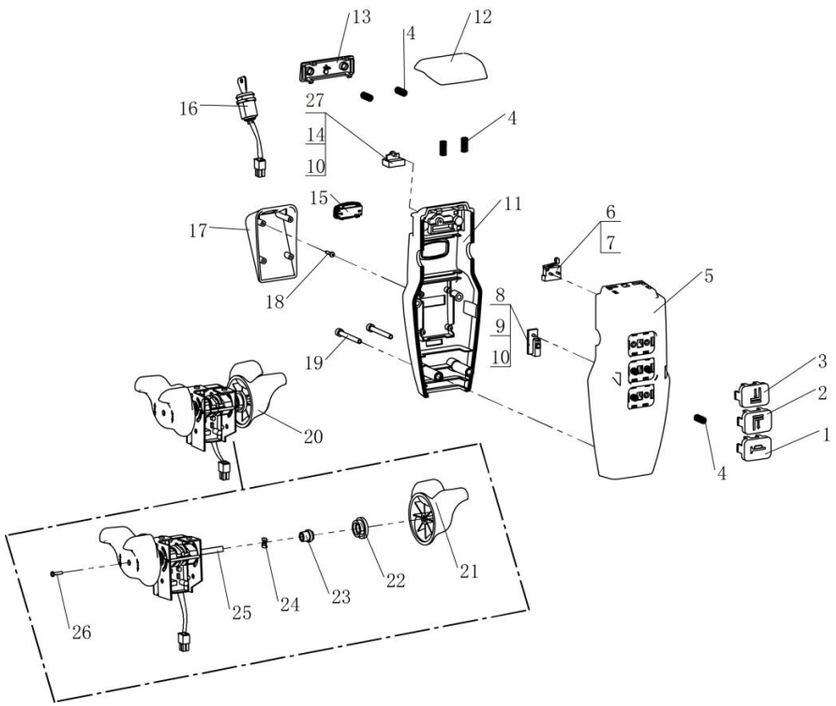

Item 序号		Part No 代码	Description 名称		Qty 数量	Applied Date 适用日期	Remark 备注
A		71501000026	Handle Head Assembly	手柄头总成	1		02.SB.PJ.00029
1		71511000104	Horn Button	喇叭按钮	1		02.SB.PJ.0004
2		71511000105	Rising Button	上升按钮	1		02.SB.PJ.0005
3		71511000106	Decline Button	下降按钮	1		02.SB.PJ.0009
4		71511000118	Spring 7×16	弹簧	10		02.SB.PJ.0010
5		71511000101	Upper Cover	上盖	1		02.SB.PJ.0002
6	01	70103000029	Switch	急反开关	1	-220518	02.SB.PJ.0008
6	02	70103000008	Switch	急反开关	1	220518-	02.SB.PJ.00027
7		30231020001	Screw ST2.2×13	螺钉	2		02.SB.PJ.0011
8		71511000009	Micro Switch Card	微动开关卡板	3		02.SB.PJ.0006
9	01	70103000006	Micro Switch	微动开关	4	-220518	16.0467
9	02	70103000007	Reverse Direction Switch	反方向开关	4	220518-	
10		30231030002	Screw ST2.9×9.5	螺钉	4		02.SB.PJ.0012
11		71511000117	Lower Cover	下盖	1		02.SB.PJ.0014
12		71511000103	Belly Switch	肚皮开关	1		02.SB.PJ.0003
13		71511000108	Mode Button	模式开关	1		02.SB.PJ.0015
14		71511000109	Mode Button Card	模式开关卡板	1		02.SB.PJ.0016
15		71511000014	Button Plug	按钮堵头	1		02.01.317725
16	01	70105000009	Key Switch Assembly	钥匙开关总成	1	-220518	02.SB.PJ.0018
16	02	20101040002	Key Switch Assembly	钥匙开关总成	1	220518-	
17		71511000110	Key Box	钥匙盒	1		02.SB.PJ.0017
18		30231030004	Screw ST2.9×13	螺钉	2		02.SB.PJ.0021
19		30201050013	Screw M5×45	螺钉	2		03.0134
20		70132000104	Accelerator Assembly	加速器总成	1		02.SB.PJ.0032
21		71511000115	Accelerator Knob	加速器旋钮	2		02.SB.PJ.0027
22		71511000113	Shaft Jacket	轴外套	2		02.SB.PJ.0025
23		71511000111	Shaft Sleeve	轴内套	2		02.SB.PJ.0024
24		30431080001	Spring Washer	波形弹性垫圈	2		03.0735
25		70132000004	Accelerator	加速器	1		02.SB.PJ.0033

Купить штабелёр
kupit-shtabeler.ru +7 495 159-44-32 zakaz@kupit-shtabeler.ru
Справочная копия документа изготовителя. Масштаб исходных страниц сохранён.

3.201 Handle Head Assembly
手柄头总成

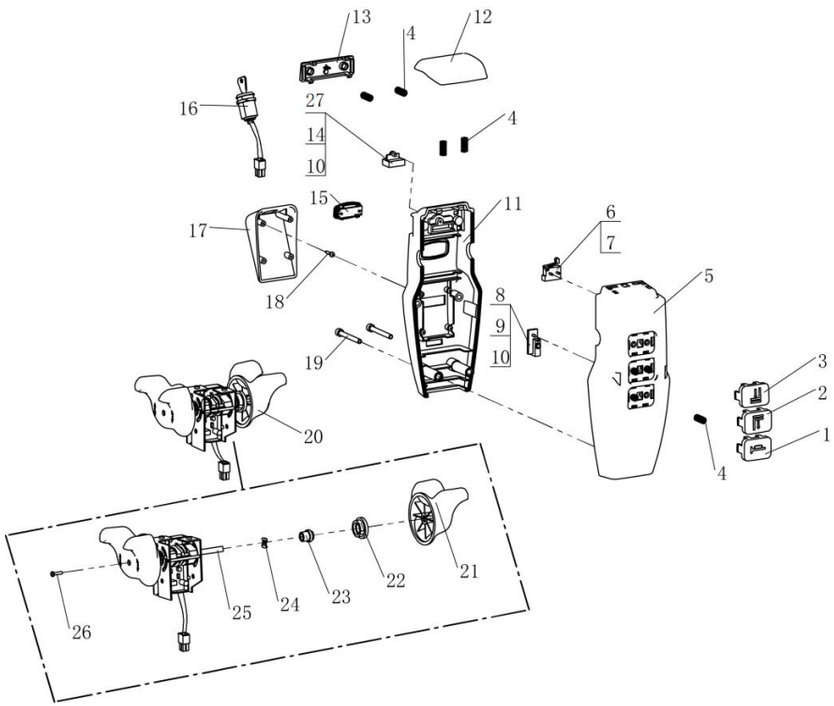

Item 序号		Part No 代码	Description 名称	Qty 数量	Applied Date 适用日期	Remark 备注
26		30211030008	Screw M3×12 螺钉	2		03.05364
27		70103000006	Micro Switch 微动开关	1	220518-	02.SB.PT.0007

Купить штабелёр | kupit-shtabeler.ru
Лист PDF 24 / 46

Купить штабелёр
kupit-shtabeler.ru +7 495 159-44-32 zakaz@kupit-shtabeler.ru
Справочная копия документа изготовителя. Масштаб исходных страниц сохранён.

3.3 Operating Handle Assembly(Intelligent)
操作手柄组件(智能)

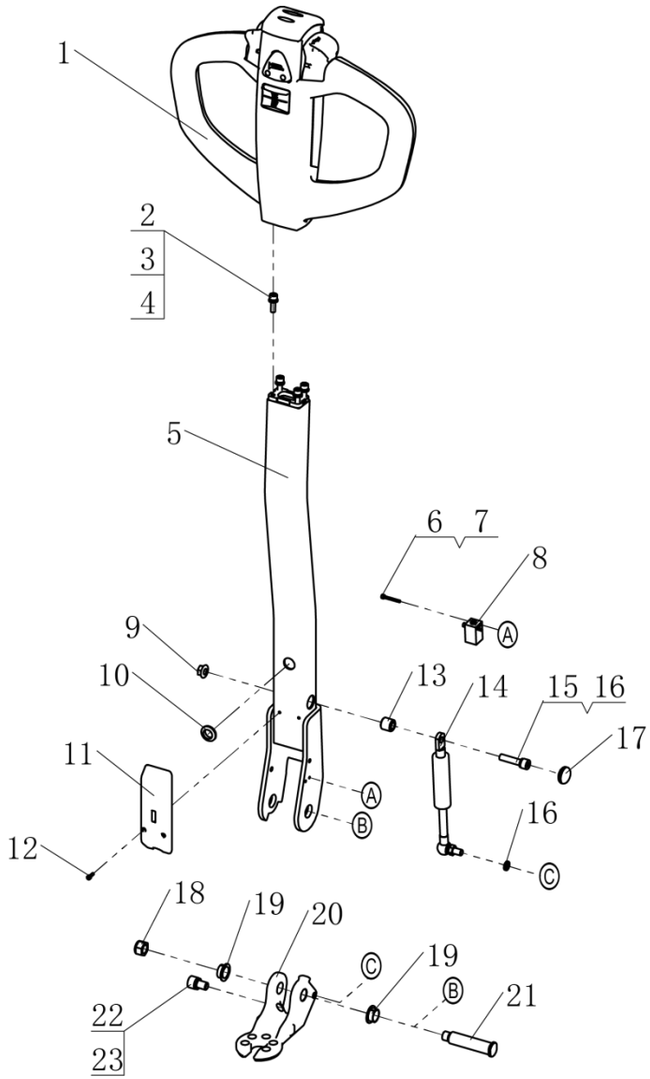

Item 序号		Part No 代码	Description 名称		Qty 数量	Applied Date 适用日期	Remark 备注
A		55220000027	Operating Handle Assembly(Intelligent)	操作手柄组件(智能)	1		02.SB.ZJ.0011
1		71501000019	Handle Head Assembly(Intelligent)	手柄头总成(智能)	1		02.01.9528
2		30201060021	Screw M6×20	螺钉	4		03.0149
3		30411060002	Lock Washer Φ6	弹垫	4		03.0011
4		30401060002	Flat Washer Φ6	平垫	4		03.0049
5		20201001017	Control Handle	手柄杆	1		40.42.018
6		30201030004	Screw M3×25	螺钉	2		03.01301
7		30411030001	Lock Washer Φ3	弹垫	2		03.00091
8		70109000003	Proximity Switch	接近开关	1		19.1052
9		30311080003	Nut M8	螺母	1		03.0425
10		54310000008	Guard Coil	双面护线圈	1		02.01.01088
11		20201000988	Cover Plate	线束盖板	1		40.42.005
12		30201030005	Screw M3×10	螺钉	2		03.1083
13		50301090004	Sleeve	隔套	1		40.15.006
14		50407000036	Gas Spring	气弹簧	1		02.QTH.3634
15		30201080032	Screw M8×35	螺钉	2		03.0158
16		30411080002	Lock Washer Φ8	弹垫	3		03.0012
17		54302000259	Rubber Blanket	防震垫	1		02.01.2133
18		30311120001	Nut M12	螺母	1		03.0820
19		54001000014	Bushing Φ24×Φ18×Φ16×8	带肩复合套	2		03.0977
20		20201000981	Bracket	关节座	1		40.42.011
21		20201001082	Shaft	关节轴	1		40.15.057
22		30201100021	Screw M10×16	螺钉	1		03.0162
23		30411100002	Lock Washer Φ10	弹垫	1		03.0014

Купить штабелёр | kupit-shtabeler.ru
Лист PDF 25 / 46

Купить штабелёр
kupit-shtabeler.ru +7 495 159-44-32 zakaz@kupit-shtabeler.ru
Справочная копия документа изготовителя. Масштаб исходных страниц сохранён.

3.4 Handle Head Assembly(Intelligent)
手柄头总成(智能)

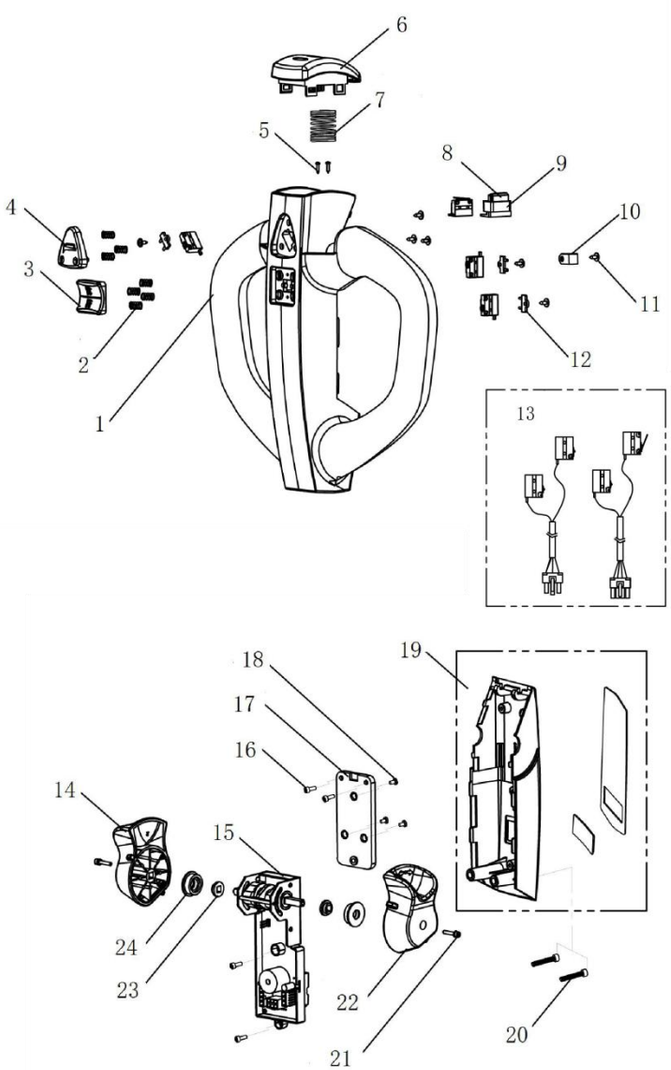

Item 序号		Part No 代码	Description 名称		Qty 数量	Applied Date 适用日期	Remark 备注
A		71501000019	Handle Head Assembly(Intelligent)	手柄头总成(智能)	1		02.01.9528
1		71511000201	Upper Cover	上盖	1		02.SB.PJ.0039
2		71511000202	Spring Φ8×12	弹簧	7		02.SB.PJ.0040
3		71511000203	Lift Button	升降按钮	1		02.SB.PJ.0041
4		71511000204	Horn Button	喇叭按钮	1		02.SB.PJ.0042
5		30231020001	Screw ST2.2×8	螺钉	2		02.SB.PJ.0060
6		71511000205	Belly Switch	肚皮开关	1		02.SB.PJ.0043
7		71511000206	Spring Φ23.6×30	弹簧	1		02.SB.PJ.0044
8		71511000207	Bracket	支架	1		02.SB.PJ.0045
9		71511000208	Clamp	卡箍	1		02.SB.PJ.0046
10		71511000209	Harness Clamp	线夹	1		02.SB.PJ.0047
11		30201030001	Screw M3×8	螺钉	7		02.SB.PJ.0061
12		71511000210	Card	定位片	3		02.SB.PJ.0048
13		71511000211	Micro Switch	微动开关	1		02.SB.PJ.0049
14		71511000214	Travelling Knob(R)	右加速旋钮	1		02.SB.PJ.0052
15		71511000216	Accelerator Assembly	加速器总成	1		02.SB.PJ.0054
16		30201040009	Screw M4×10	螺钉	4		03.0123
17		71511000217	Bracket	固定板	3		02.SB.PJ.0055
18		30201040012	Screw M4×6	螺钉	1		02.SB.PJ.0063
19		71511000218	Lower Cover	下盖	2		02.SB.PJ.0056
20		30201050005	Screw M5×50	螺钉	2		03.03644
21		30201030005	Screw M3×14	螺钉	1		02.SB.PJ.0062
22		71511000219	Travelling Knob(L)	左加速旋钮	2		02.SB.PJ.0057
23		71511000220	Shaft Sleeve	轴内套	2		02.SB.PJ.0058
24		71511000221	Shaft Jacket	轴外套	2		02.SB.PJ.0059

Купить штабелёр | kupit-shtabeler.ru
Лист PDF 26 / 46

Купить штабелёр
kupit-shtabeler.ru +7 495 159-44-32 zakaz@kupit-shtabeler.ru
Справочная копия документа изготовителя. Масштаб исходных страниц сохранён.

4.1 Hydraulic System
液压系统

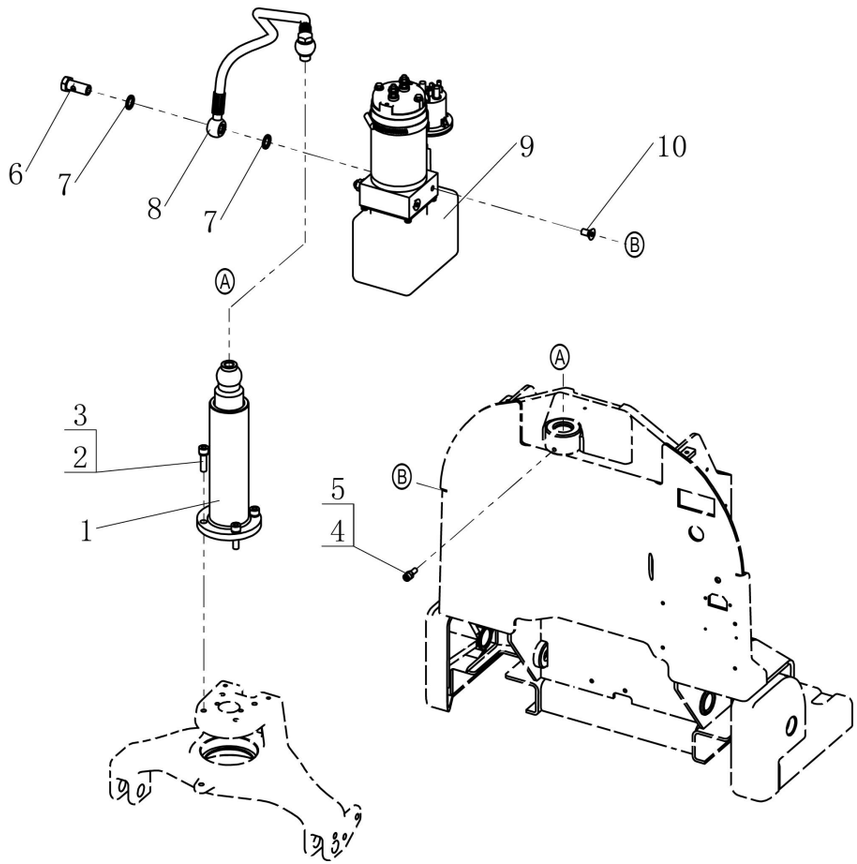

Item 序号		Part No 代码	Description 名称		Qty 数量	Applied Date 适用日期	Remark 备注
1		40301000043	Lifting Cylinder Assembly	油缸组件	1		02.YG.3784
1		40301000045	Lifting Cylinder Assembly	油缸组件（H=75mm）	1		02.YG.3796
1		40301000044	Lifting Cylinder Assembly	油缸组件（H=65mm）	1		02.YG.3797
2		30201080006	Screw M8×30	螺钉	4		03.01571
3		30411080002	Lock Washer Φ8	弹垫	4		03.0012
4		30201060021	Screw M6×20	螺钉	1		03.0149
5		30301060001	Nut M6	螺母	1		03.0257
6		40204000011	Bolt	空心螺栓	2		02.01.30810
7		30803014001	Washer Φ14	组合垫圈	4		03.0482
8		40103000006	Oil Pipe	油管	1		02.YYL.4246
9		40401048009	Power Unit Assembly	动力单元组件	1		02.DLDY.3993
10		30251080029	Screw M8×16	螺钉	2		03.0116

Купить штабелёр | kupit-shtabeler.ru
Лист PDF 27 / 46

Купить штабелёр
kupit-shtabeler.ru +7 495 159-44-32 zakaz@kupit-shtabeler.ru
Справочная копия документа изготовителя. Масштаб исходных страниц сохранён.

4.2 Power Unit Assembly
动力单元组件

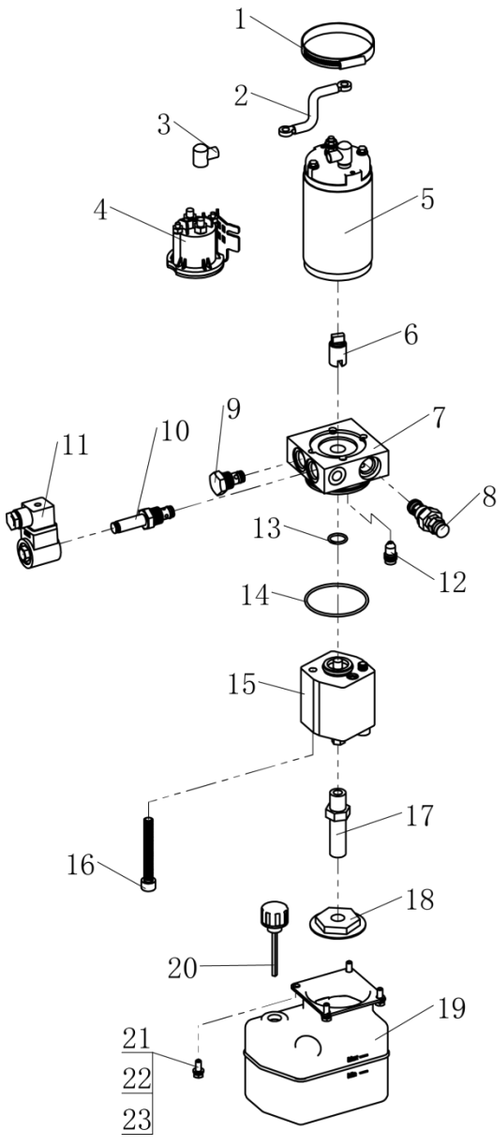

Item 序号		Part No 代码	Description 名称		Qty 数量	Applied Date 适用日期	Remark 备注
A		40401048009	Power Unit Assembly	动力单元组件	1		02.DLDY.3993
1		54012000013	Clamp	喉箍	1		03.1080
2		20102030023	Connect Line	连接线	1		02.01.01092
3		54312000103	Cover	保护套	2		02.01.2265
4		70303000018	Contactor	接触器	1		02.01.9343
5		40401048005	Motor	电机	1		02.DJ.0004
6		40411000027	Coupling	联轴器	1		02.01.9308
7		40407000006	Adapter	阀块	1		02.01.9309
8		40405000056	Relief Valve	溢流阀	1		02.01.9151
9		40405000038	Unidirectional Valve	单向阀	1		02.01.9028
10		71531000002	Solenoid Valve	电磁阀	1		02.01.9034
11		71531000032	Coil	线圈	1		02.DLDY.SJ.026
12		40405000050	Pressure Valve	压补阀	1		02.01.9035
13		30801017001	O-Ring Φ17.2×2.4	O 型圈	1		02.01.9157
14		30801067001	O-Ring Φ67.2×2.65	O 型圈	1		02.01.9317
15		40402000006	Gear Pump	齿轮泵	1		02.01.9059
16		30101060023	Screw M6×65	螺钉	2		03.0878
17		40411000020	Suction Pipe	吸油管	1		02.YYL.3991
18		40412000005	Oil Filter	滤网	1		02.01.9310
19		40409000014	Tank	油箱	1		02.DLDY.SJ.047
20		40410000013	Cover	油箱盖	1		02.01.30424
21		30211050013	Screw M5×8	螺钉	4		03.02260
22		30411050002	Lock Washer Φ5	弹垫	4		03.0007
23		30401050003	Flat Washer Φ5	平垫	4		03.0926

Купить штабелёр
kupit-shtabeler.ru +7 495 159-44-32 zakaz@kupit-shtabeler.ru
Справочная копия документа изготовителя. Масштаб исходных страниц сохранён.

4.5 Lifting Cylinder Assembly
油缸组件

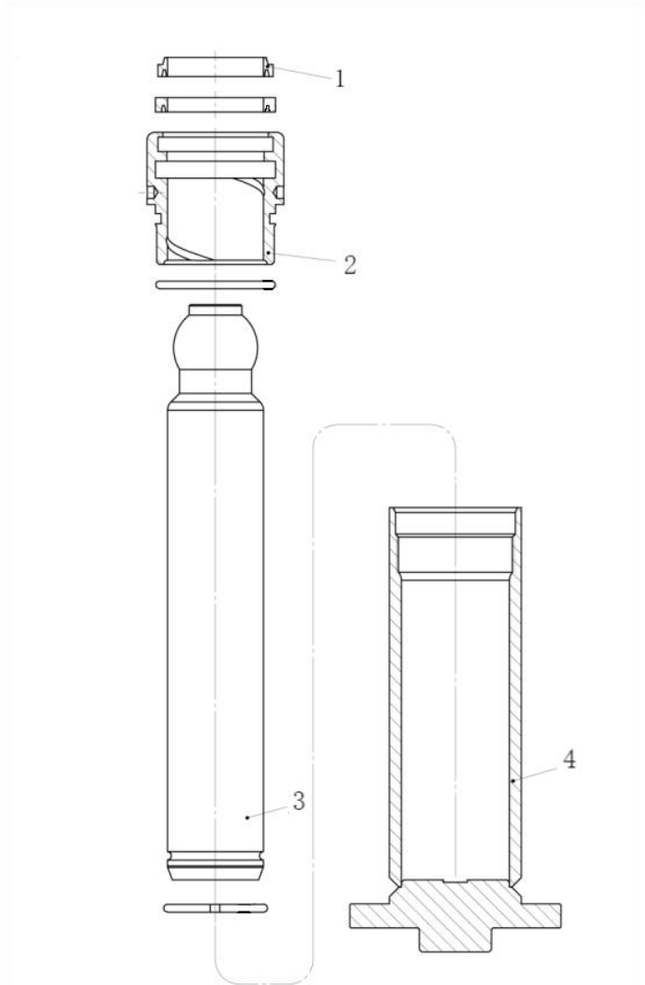

Item 序号		Part No 代码	Description 名称	Qty 数量	Applied Date 适用日期	Remark 备注
A		40301000043	Lifting Cylinder Assembly 油缸组件	1		02.YG.3784
A		40301000045	Lifting Cylinder Assembly 油缸组件(H=75mm)	1		02.YG.3796
A		40301000044	Lifting Cylinder Assembly 油缸组件(H=65mm)	1		02.YG.3797
1		40331000048	Seal Kit For Cylinder 油缸修理包	1		02.YG.3784-KIT
2		40320000226	Guide Sleeve 导向套	1		BYCQ45ZJ05-81
3		40302400065	Plunger Rod 柱塞杆	1		BYCQ45ZJ05-80
3		40302400066	Plunger Rod 柱塞杆 (H=75mm)	1		BYCQ45ZJ08-80
3		40302400067	Plunger Rod 柱塞杆 (H=65mm)	1		BYCQ45ZJ07-80
4		40303450019	Cylinder Body 缸体	1		BYCQ45ZJ05-01
4		40303450020	Cylinder Body 缸体 (H=75/65mm)	1		BYCQ45ZJ07-01

Купить штабелёр | kupit-shtabeler.ru
Лист PDF 29 / 46

Купить штабелёр
kupit-shtabeler.ru +7 495 159-44-32 zakaz@kupit-shtabeler.ru
Справочная копия документа изготовителя. Масштаб исходных страниц сохранён.

5.101 Electric Assembly
电器总成

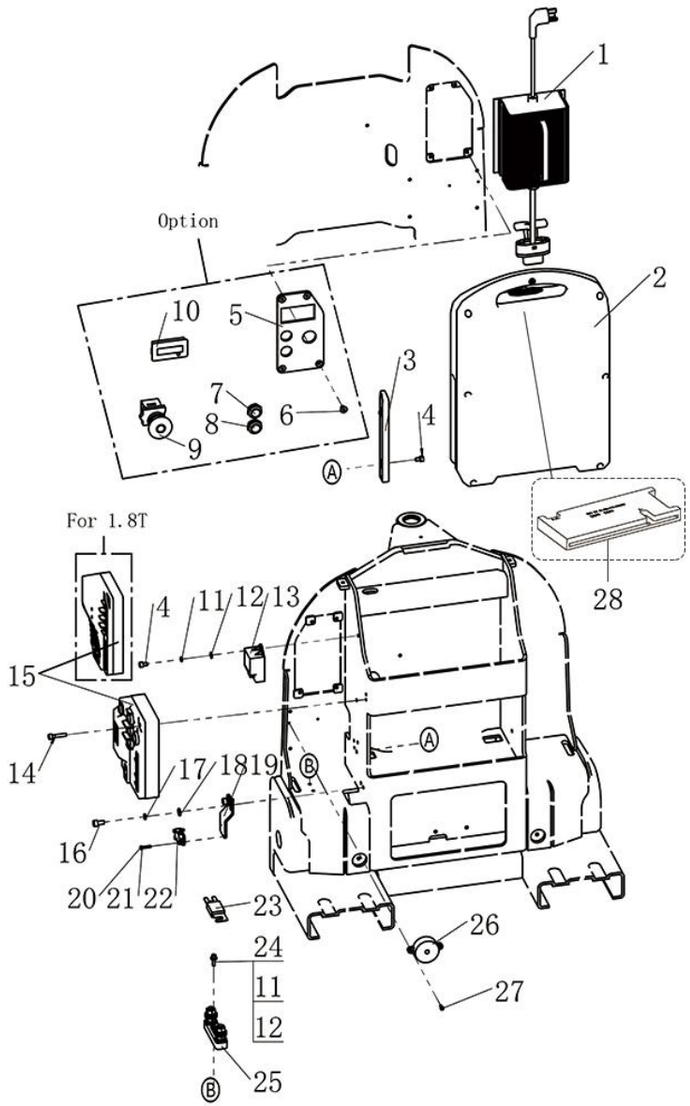

Item 序号		Part No 代码	Description 名称		Qty 数量	Applied Date 适用日期	Remark 备注
1		70412010131	Charger (48V/10A)	充电器亚标	1		02.CDQ.3552
1		70412010135	Charger (48V/10A)	充电器英标	1		02.CDQ.3556
1		70412010133	Charger (48V/10A)	充电器美标	1		02.CDQ.3555
1		70412010132	Charger (48V/10A)	充电器欧标	1		02.CDQ.3550
2		70503480047	Battery(48V/15AH)	锂电池	1		02.XDC.3559
2		70503480038	Battery(48V/20AH)	锂电池	1		02.XDC.3560
2		70503480045	Battery(With Switch) (48V/15AH)	锂电池(带开关)	1		02.XDC.3567
2		70503480046	Battery(With Switch) (48V/20AH)	锂电池(带开关)	1		02.XDC.3568
3		20201000986	Battery Base	电池导向条	2		40.42.001
4		30201050010	Screw M5×8	螺钉	5		03.0132
5		See Note 2	Bracket	安装板	1		
6		30251050014	Screw M5×10	螺钉	4		03.0082
7		70101000004	Self-Locking Button	自锁按钮	1		16.0643
8		70101000012	Reset Button	复位按钮	1		16.0644
9		70104000100	Emergency Stop Switch	急停开关	1		02.01.9397
10		70601000015	Meter	电量表	1		02.DLB.317718
11		30411050002	Lock Washer Φ5	弹垫	3		03.0007
12		30401050003	Flat Washer Φ5	平垫	3		03.0926
13		70307000005	Low Voltage Protection	低压保护模块	1		02.01.9481
14		30201050014	Screw M5×35	螺钉	2		03.01340
15	01	70302000042	Controller 1212BL	控制器 (1.8T)	1	-221123	02.KZQ.2392
15	02	20301025008	Controller 1212BL (Regular Handle)	控制器 (1.8T) (常规手柄)	1	221123-	
15	02	20301025009	Controller 1212BL (Intelligent Handle)	控制器 (1.8T) (智能手柄)	1	221123-	
15	01	70302000006	Controller 1226BL	控制器	1	-221123	02.KZQ.2156

Купить штабелёр | kupit-shtabeler.ru
Лист PDF 30 / 46

Купить штабелёр
kupit-shtabeler.ru +7 495 159-44-32 zakaz@kupit-shtabeler.ru
Справочная копия документа изготовителя. Масштаб исходных страниц сохранён.

5.101 Electric Assembly
电器总成

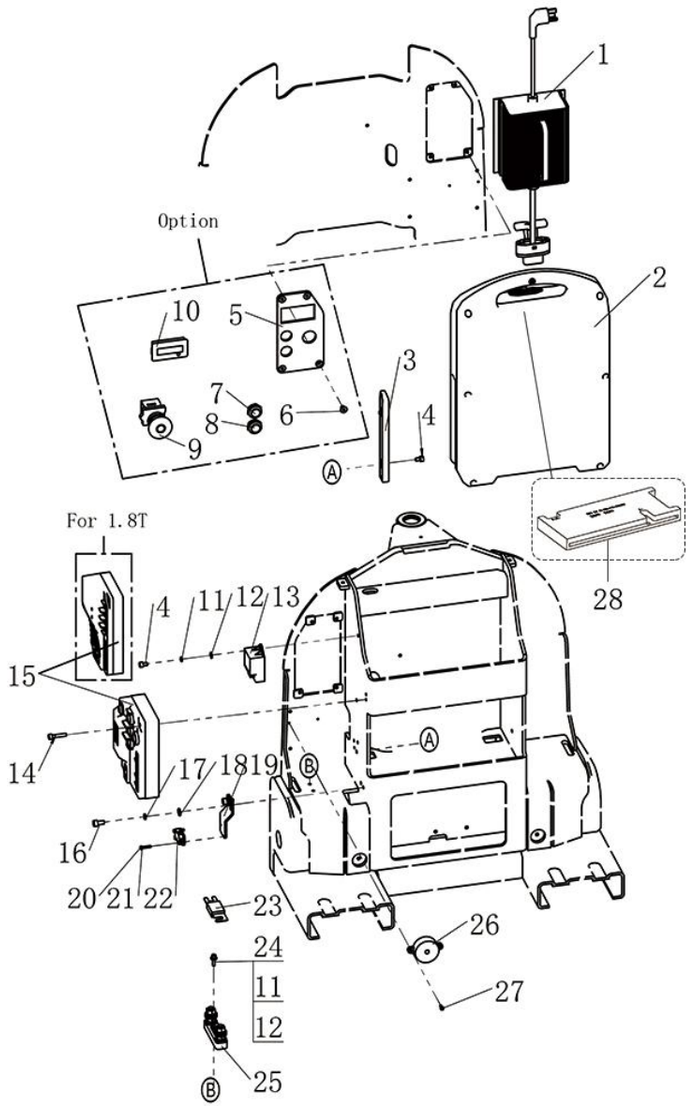

Item 序号		Part No 代码	Description 名称		Qty 数量	Applied Date 适用日期	Remark 备注
15	02	20301025006	Controller 1226BL (Regular Handle)	控制器(常规手柄)	1	221123-	
15	02	20301025007	Controller 1226BL （Intelligent Handle）	控制器（智能手柄）	1	221123-	
16		30201060018	Screw M6×12	螺钉	2		03.0145
17		30411060002	Lock Washer Φ6	弹垫	2		03.0011
18		30401060002	Flat Washer Φ6	平垫	2		03.0049
19		20201000999	Bracket	微动开关安装板	1		40.42.017
20		30211030004	Screw M3×16	螺钉	2		03.05360
21		30411030001	Lock Washer Φ3	弹垫	2		03.00091
22		70103000005	Lifting Limit Switch	微动开关	1		02.01.2178
23	01	77700000419	Fuse	保险丝	1	-220518	19.03450
23	02	70701000002	Fuse	保险丝		220518-	
24		30201050011	Screw M5×16	螺钉	2		03.0133
25		70711000001	Fuse Block	熔断器座	1		02.01.3057
26		70223000002	Horn	蜂鸣器	1		19.03621
27		30251030002	Screw M3×10	螺钉	2		03.00999
28		70533000047	BMS Board(TH)	保护板(TH)	1		
28		20371021002	BMS Board(YJT)	保护板(YJT)	1		

Купить штабелёр | kupit-shtabeler.ru
Лист PDF 31 / 46

Купить штабелёр
kupit-shtabeler.ru +7 495 159-44-32 zakaz@kupit-shtabeler.ru
Справочная копия документа изготовителя. Масштаб исходных страниц сохранён.

5.101 Electric Assembly
电器总成

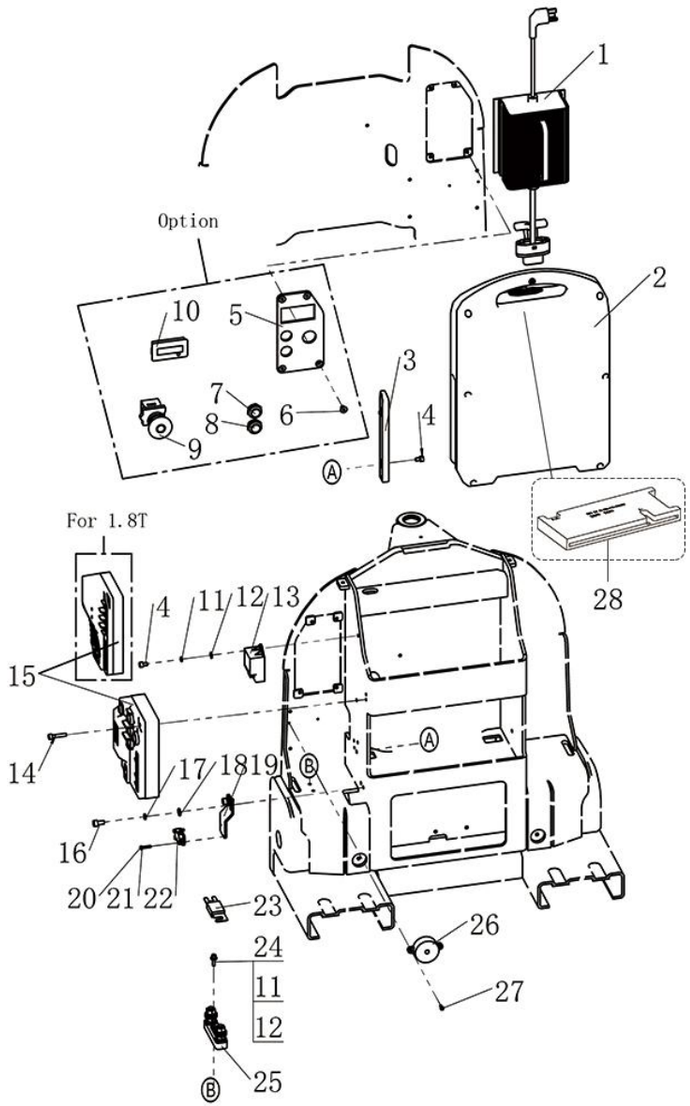

Item 序号	Part No 代码	Description 名称	Qty 数量	Applied Date 适用日期	Remark 备注

Note 2: Item 5:Mounting plate of electrical switch;9 kinds of different configurations.			
20201001000	40.42.050	Bracket	With square-shape coulombmeter;No release for both of brake and pump station.
20201001001	40.42.051	Bracket	With square-shape coulombmeter;Release for brake or pump station.
20201001157	40.42.052	Bracket	With square-shape coulombmeter;Release for both of brake and pump station.
20201001005	40.42.056	Bracket	Without coulombmeter(with smart handle); No release for both of brake and pump station.
20201001158	40.42.057	Bracket	Without coulombmeter(with smart handle);Release for brake or pump station
20201001159	40.42.058	Bracket	Without coulombmeter(with smart handle);Release for both of brake and pump station.
注释 2：序号 5 为电器开关安装板，有九种不同配置。			
20201001000	40.42.050	安装板	安装方形电量表，制动器和泵站均无释放功能。
20201001001	40.42.051	安装板	安装方形电量表，制动器或泵站带释放功能。
20201001157	40.42.052	安装板	安装方形电量表，制动器和泵站都带释放功能。
20201001005	40.42.056	安装板	不安装电量表（配备智能手柄），制动器和泵站均无释放功能。
20201001158	40.42.057	安装板	不安装电量表（配备智能手柄），制动器或泵站带释放功能。
20201001159	40.42.058	安装板	不安装电量表（配备智能手柄），制动器和泵站都带释放功能。

Купить штабелёр | kupit-shtabeler.ru

Купить штабелёр
kupit-shtabeler.ru +7 495 159-44-32 zakaz@kupit-shtabeler.ru
Справочная копия документа изготовителя. Масштаб исходных страниц сохранён.

5.201 Electric Assembly(Built-in)
电器总成(内置)

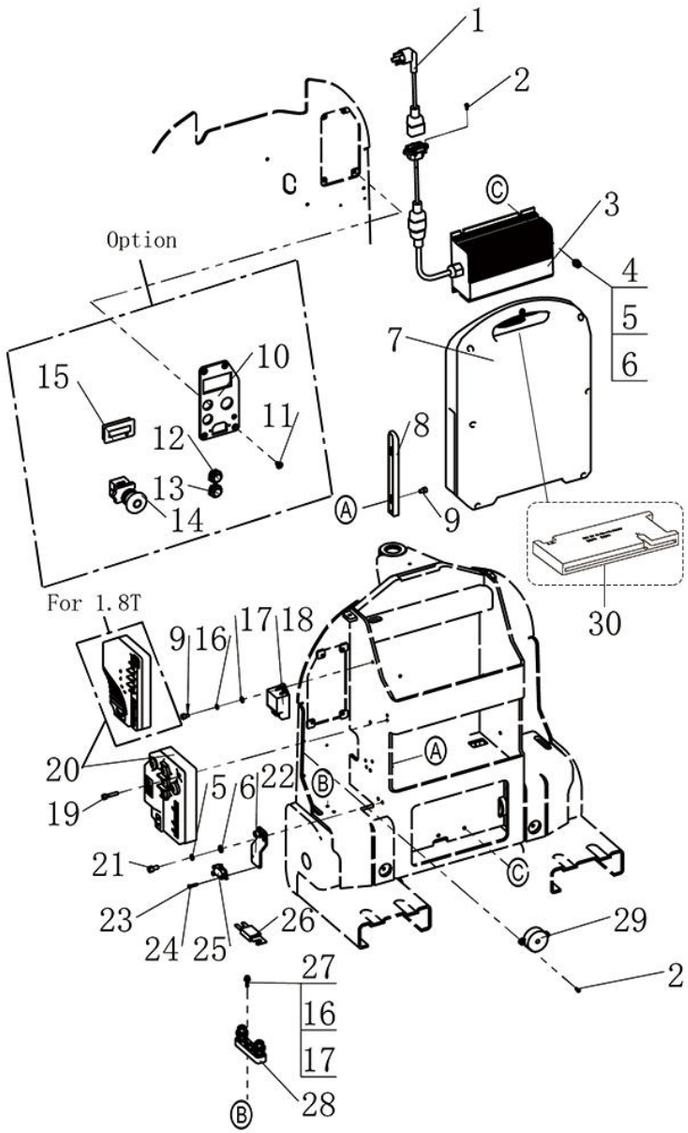

Item 序号		Part No 代码	Description 名称		Qty 数量	Applied Date 适用日期	Remark 备注
1		97700000117	Charger Cable	充电线亚标	1		16.0347
1		70422000016	Charger Cable	充电线欧标	1		16.0324
1		97700000116	Charger Cable	充电线英标	1		16.0346
1		70422000006	Charger Cable	充电线美标	1		16.0348
1		91200000041	Charger Cable	充电线澳标	1		16.0366
2		30251030002	Screw M3×10	螺钉	4		03.00999
3		70412010016	Built In Charger	充电器（48V/5A）	1		
4		30201060024	Screw M6×10	螺钉	4		03.0175
5		30411060002	Lock Washer Φ6	弹垫	6		03.0011
6		30401060002	Flat Washer Φ6	平垫	6		03.0049
7		70503480047	Battery(48V/15AH)	锂电池	1		02.XDC.3559
7		70503480038	Battery(48V/20AH)	锂电池	1		02.XDC.3560
7		70503480045	Battery(With Switch) (48V/15AH)	锂电池(带开关)	1		02.XDC.3567
7		70503480046	Battery(With Switch) (48V/20AH)	锂电池(带开关)	1		02.XDC.3568
8		20201000986	Battery Base	电池导向条	2		40.42.001
9		30201050010	Screw M5×8	螺钉	5		03.0132
10		See Note 3	Bracket	安装板	1		
11		30251050014	Screw M5×10	螺钉	4		03.0082
12		70101000004	Self-Locking Button	自锁按钮	1		16.0643
13		70101000012	Reset Button	复位按钮	1		16.0644
14		70104000100	Emergency Stop Switch	急停开关	1		02.01.9397
15		70601000015	Meter	电量表	1		02.DLB.317718
16		30401050003	Lock Washer Φ5	弹垫	3		03.0007
17		30401050003	Flat Washer Φ5	平垫	3		03.0926
18		70307000005	Low Voltage Protection	低压保护模块	1		02.01.9481
19		30201050014	Screw M5×35	螺钉	2		03.01340
20	01	70302000042	Controller 1212BL	控制器（1.8T）	1	-221123	02.KZQ.2392

Купить штабелёр | kupit-shtabeler.ru
Лист PDF 33 / 46

Купить штабелёр
kupit-shtabeler.ru +7 495 159-44-32 zakaz@kupit-shtabeler.ru
Справочная копия документа изготовителя. Масштаб исходных страниц сохранён.

5.201 Electric Assembly(Built-in)
电器总成(内置)

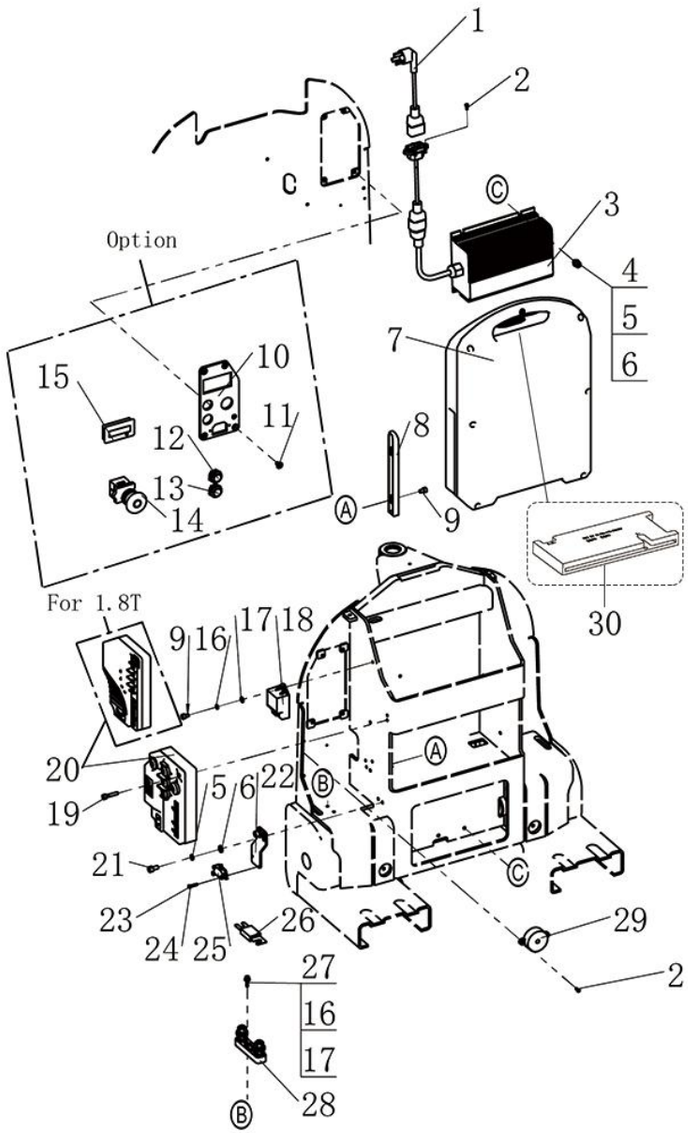

Item 序号		Part No 代码	Description 名称		Qty 数量	Applied Date 适用日期	Remark 备注
20	02	20301025008	Controller 1212BL (Regular Handle)	控制器（1.8T）(常规手柄)	1	221123-	
20	02	20301025009	Controller 1212BL (Intelligent Handle)	控制器（1.8T）（智能手柄）	1	221123-	
20	01	70302000006	Controller 1226BL	控制器	1	-221123	02.KZQ.2156
20	02	20301025006	Controller 1226BL (Regular Handle)	控制器(常规手柄)	1	221123-	
20	02	20301025007	Controller 1226BL （Intelligent Handle）	控制器（智能手柄）	1	221123-	
21		30201060018	Screw M6×12	螺钉	2		03.0145
22		20201000999	Bracket	微动开关安装板	1		40.42.017
23		30211030004	Screw M3×16	螺钉	2		03.05360
24		30411030001	Lock Washer Φ3	弹垫	2		03.00091
25		70103000005	Lifting Limit Switch	微动开关	1		02.01.2178
26	01	77700000419	Fuse	保险丝	1	-220518	19.03450
26	02	70701000002	Fuse	保险丝	1	220518-	
27		30201050011	Screw M5×16	螺钉	2		03.0133
28		70711000001	Fuse Block	熔断器座	1		02.01.3057
29		70223000002	Horn	蜂鸣器	1		19.03621
30		70533000047	BMS Board(TH)	保护板(TH)	1		
30		20371021002	BMS Board(YJT)	保护板(YJT)	1		

Купить штабелёр | kupit-shtabeler.ru
Лист PDF 34 / 46

Купить штабелёр
kupit-shtabeler.ru +7 495 159-44-32 zakaz@kupit-shtabeler.ru
Справочная копия документа изготовителя. Масштаб исходных страниц сохранён.

5.201 Electric Assembly(Built-in)
电器总成(内置)

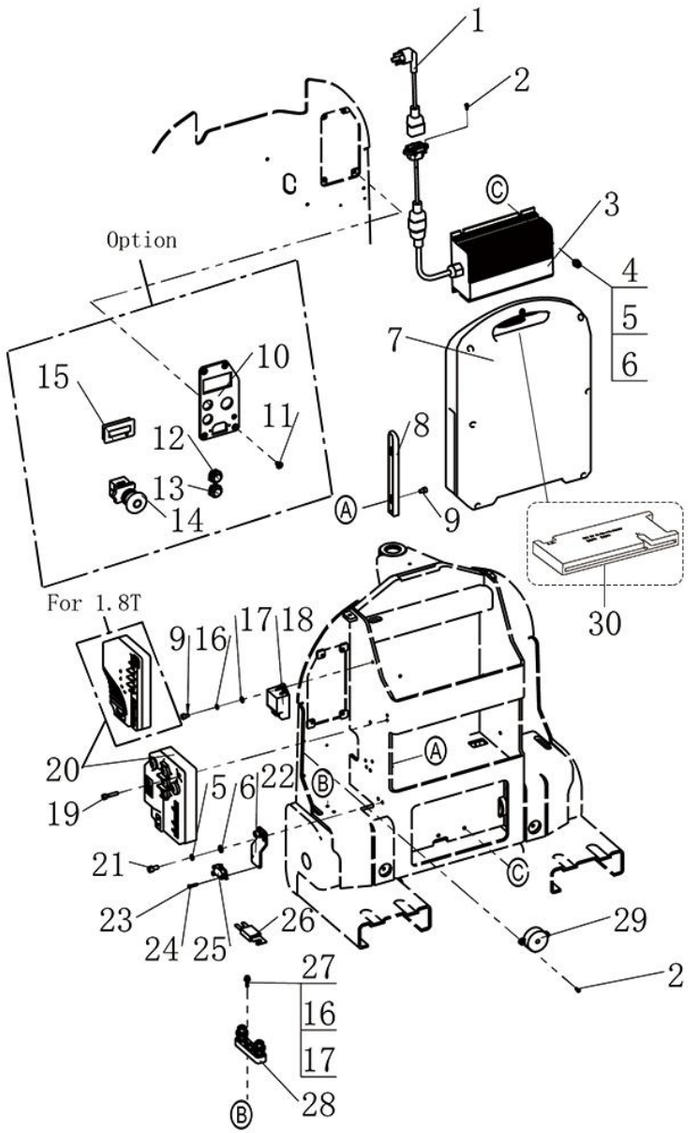

Item 序号	Part No 代码	Description 名称	Qty 数量	Applied Date 适用日期	Remark 备注
Note 3: Item 10:Mounting plate of electrical switch;9 kinds of different configurations.					
20201001002	40.42.053	Bracket		With square-shape coulombmeter;No release for both of brake and pump station.	
20201001003	40.42.054	Bracket		With square-shape coulombmeter;Release for brake or pump station.	
20201001004	40.42.055	Bracket		With square-shape coulombmeter;Release for both of brake and pump station.	
20201001006	40.42.059	Bracket		Without coulombmeter(with smart handle); No release for both of brake and pump station.	
20201001007	40.42.060	Bracket		Without coulombmeter(with smart handle);Release for brake or pump station	
20201001160	40.42.061	Bracket		Without coulombmeter(with smart handle);Release for both of brake and pump station.	
注释 3：序号 10 为电器开关安装板，有九种不同配置。					
20201001002	40.42.053	安装板		安装方形电量表，制动器和泵站均无释放功能。	
20201001003	40.42.054	安装板		安装方形电量表，制动器或泵站带释放功能。	
20201001004	40.42.055	安装板		安装方形电量表，制动器和泵站都带释放功能。	
20201001006	40.42.059	安装板		不安装电量表（配备智能手柄），制动器和泵站均无释放功能。	
20201001007	40.42.060	安装板		不安装电量表（配备智能手柄），制动器或泵站带释放功能。	
20201001160	40.42.061	安装板		不安装电量表（配备智能手柄），制动器和泵站都带释放功能。	

Купить штабелёр | kupit-shtabeler.ru
Лист PDF 35 / 46

Купить штабелёр
kupit-shtabeler.ru +7 495 159-44-32 zakaz@kupit-shtabeler.ru
Справочная копия документа изготовителя. Масштаб исходных страниц сохранён.

5.301 Wiring Harness Assembly
线束总成

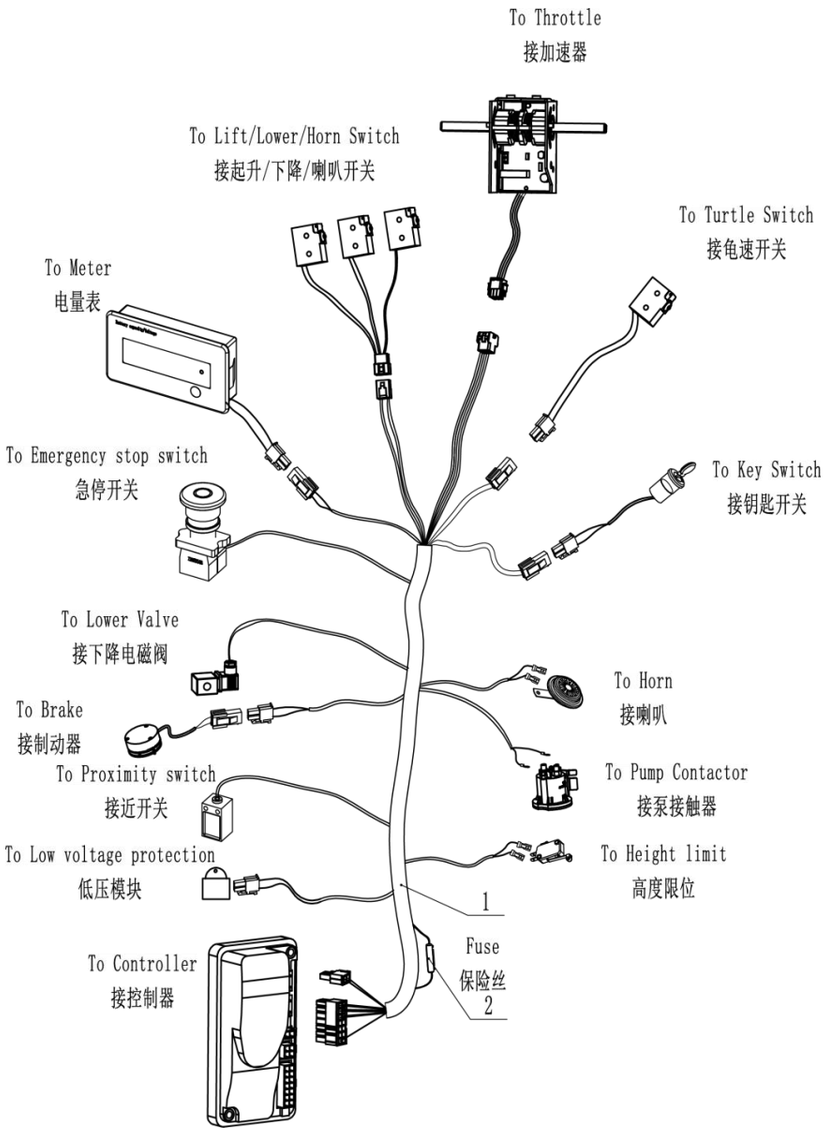

Item 序号		Part No 代码	Description 名称	Qty 数量	Applied Date 适用日期	Remark 备注
1		74700000418	Controller Wire 主线束	1	-220518	02.XSXC.PJ.4076
2		70701000007	Fuse 10A 保险丝	1	-220518	19.1120

Купить штабелёр | kupit-shtabeler.ru
Лист PDF 36 / 46

Купить штабелёр
kupit-shtabeler.ru +7 495 159-44-32 zakaz@kupit-shtabeler.ru
Справочная копия документа изготовителя. Масштаб исходных страниц сохранён.

5.401 Wiring Harness Assembly
线束总成

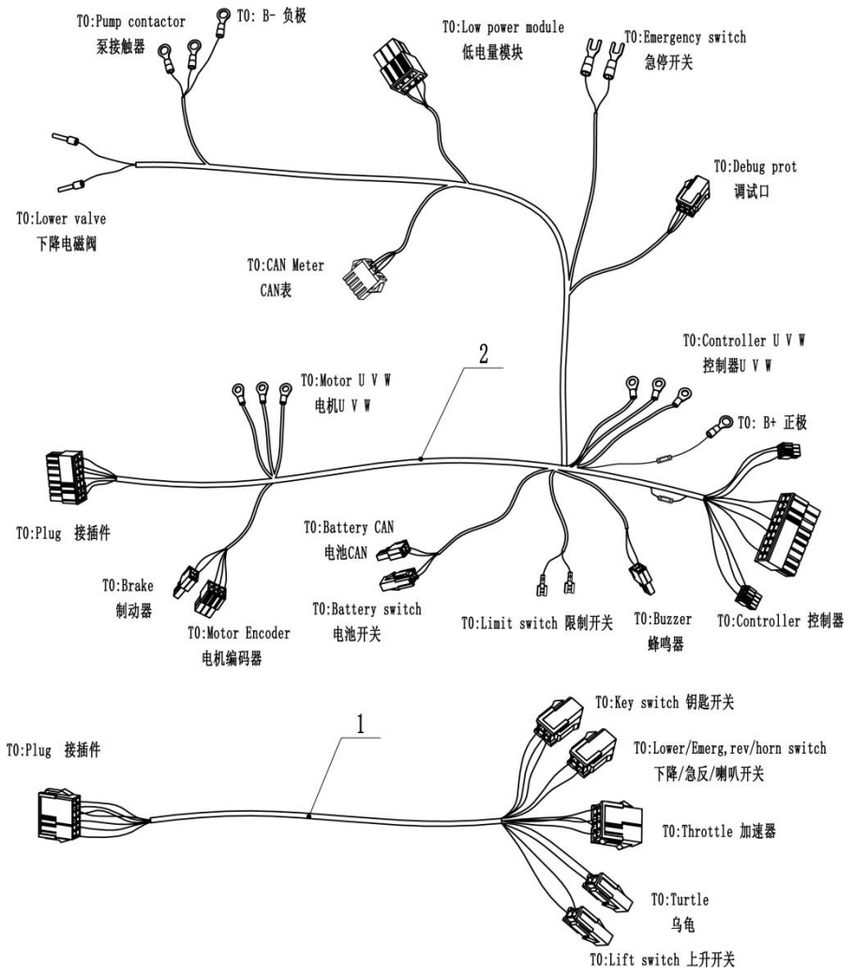

Item 序号		Part No 代码	Description 名称	Qty 数量	Applied Date 适用日期	Remark 备注
1		20101030568	Handle Harness 手柄线束	1	220518-	
2		20101030569	Frame Harness 车体线束	1	220518-	

Купить штабелёр | kupit-shtabeler.ru
Лист PDF 37 / 46

Купить штабелёр
kupit-shtabeler.ru +7 495 159-44-32 zakaz@kupit-shtabeler.ru
Справочная копия документа изготовителя. Масштаб исходных страниц сохранён.

5.501 Wiring Harness Assembly(For Release Brake)
线束总成(带释放制动)

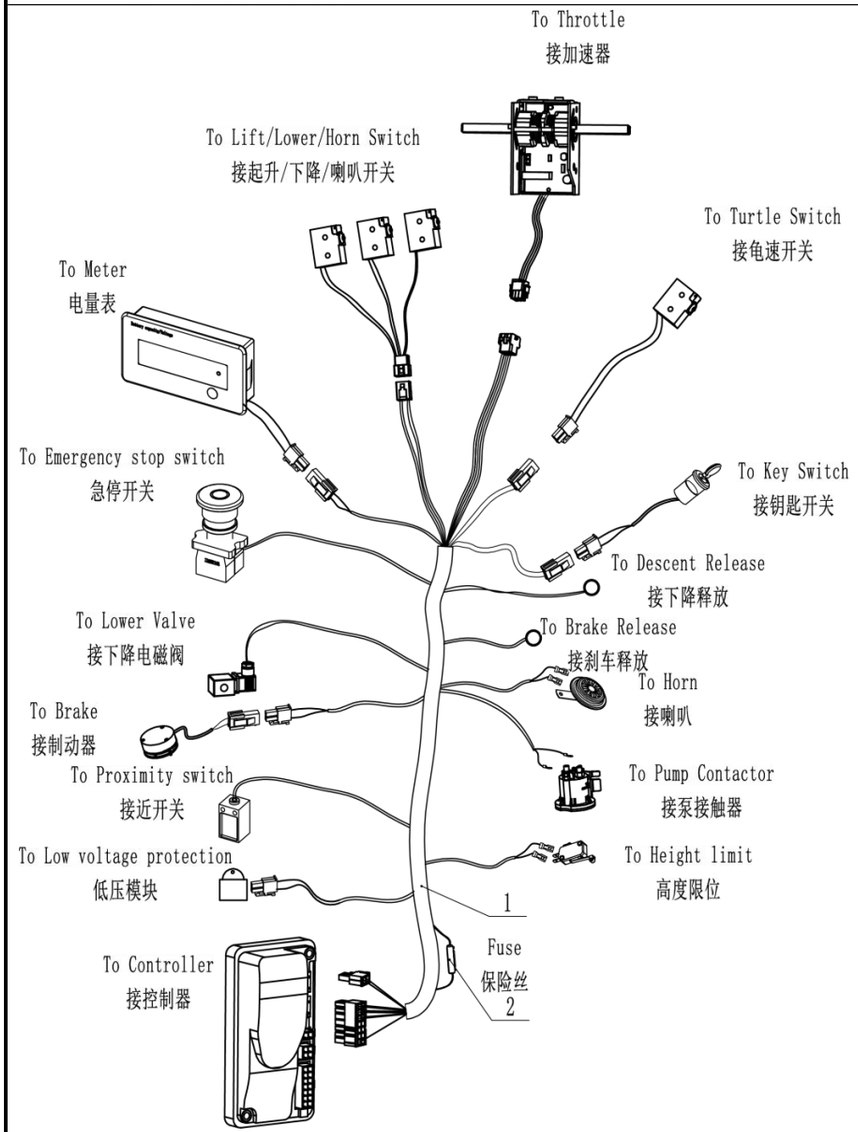

Item 序号		Part No 代码	Description 名称	Qty 数量	Applied Date 适用日期	Remark 备注
1		20101030605	Controller Wire 主线束	1	-220518	02.XSXC.PJ.4099
2		70701000007	Fuse 10A 保险丝	1	-220518	19.1120

Купить штабелёр | kupit-shtabeler.ru
Лист PDF 38 / 46

Купить штабелёр
kupit-shtabeler.ru +7 495 159-44-32 zakaz@kupit-shtabeler.ru
Справочная копия документа изготовителя. Масштаб исходных страниц сохранён.

5.601 Wiring Harness Assembly(For Release Brake)
线束总成(带释放制动)

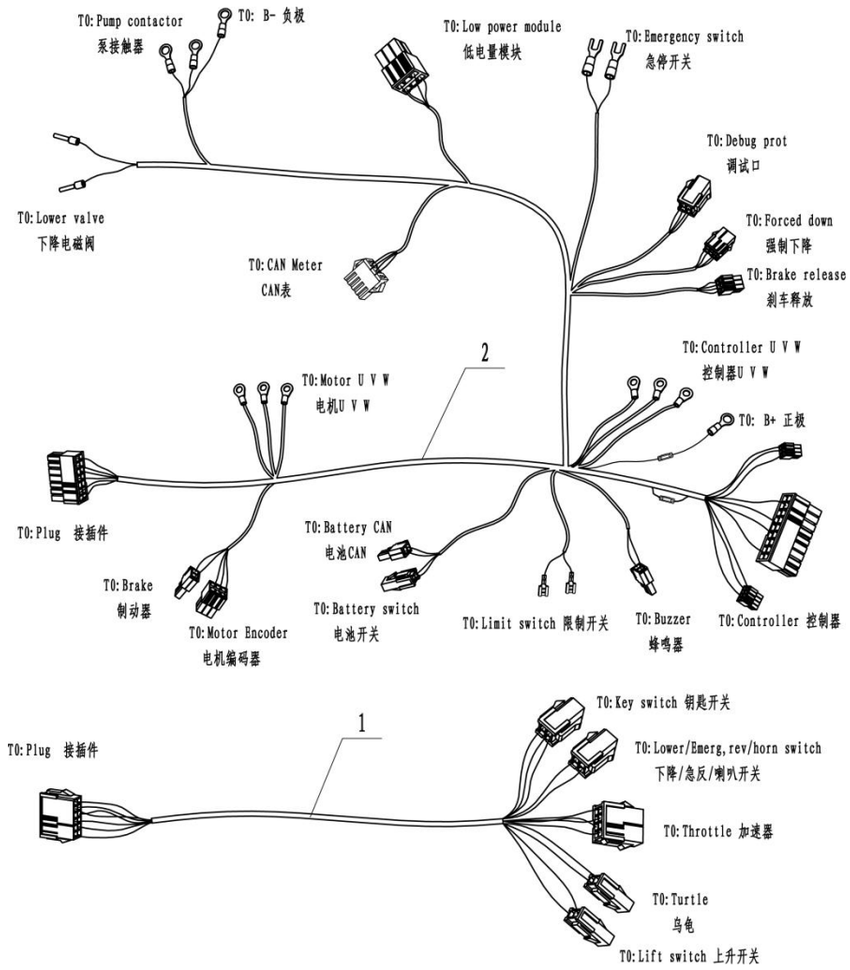

Item 序号		Part No 代码	Description 名称	Qty 数量	Applied Date 适用日期	Remark 备注
1		20101030568	Handle Harness 手柄线束	1	220518-	
2		20101030629	Body Harness 车体线束	1	220518-	

Купить штабелёр | kupit-shtabeler.ru
Лист PDF 39 / 46

Купить штабелёр
kupit-shtabeler.ru +7 495 159-44-32 zakaz@kupit-shtabeler.ru
Справочная копия документа изготовителя. Масштаб исходных страниц сохранён.

5.701 Wiring Harness Assembly (Intelligent)
线束总成（智能）

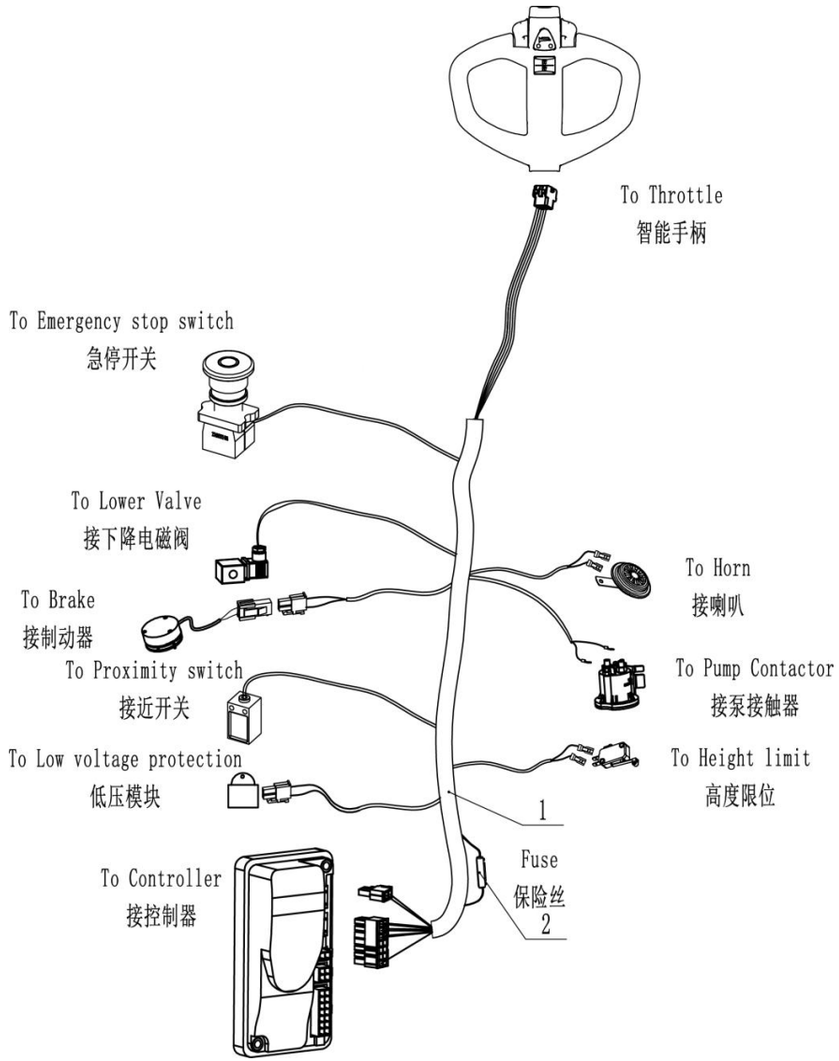

Item 序号		Part No 代码	Description 名称	Qty 数量	Applied Date 适用日期	Remark 备注
1		20101030555	Controller Wire 主线束	1	-220518	02.XSXC.PJ.4077
2		70701000007	Fuse 10A 保险丝	1	-220518	19.1120

Купить штабелёр | kupit-shtabeler.ru
Лист PDF 40 / 46

Купить штабелёр
kupit-shtabeler.ru +7 495 159-44-32 zakaz@kupit-shtabeler.ru
Справочная копия документа изготовителя. Масштаб исходных страниц сохранён.

5.801 Wiring Harness Assembly (Intelligent)
线束总成（智能）

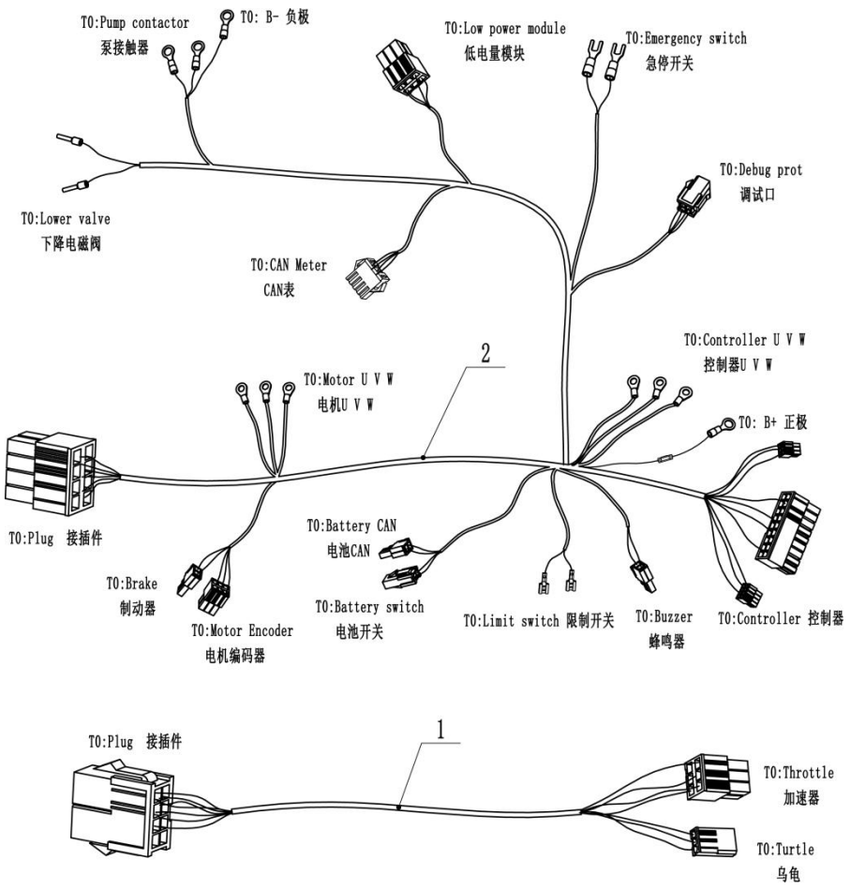

Item 序号		Part No 代码	Description 名称	Qty 数量	Applied Date 适用日期	Remark 备注
1		20101030571	Handle Harness 手柄线束	1	220518-	
2		20101030572	Body Harness 车体线束	1	220518-	

Купить штабелёр | kupit-shtabeler.ru
Лист PDF 41 / 46

Купить штабелёр
kupit-shtabeler.ru +7 495 159-44-32 zakaz@kupit-shtabeler.ru
Справочная копия документа изготовителя. Масштаб исходных страниц сохранён.

5.901 Wiring Harness Assembly (Intelligent For Release Brake)
线束总成（智能 带释放制动）

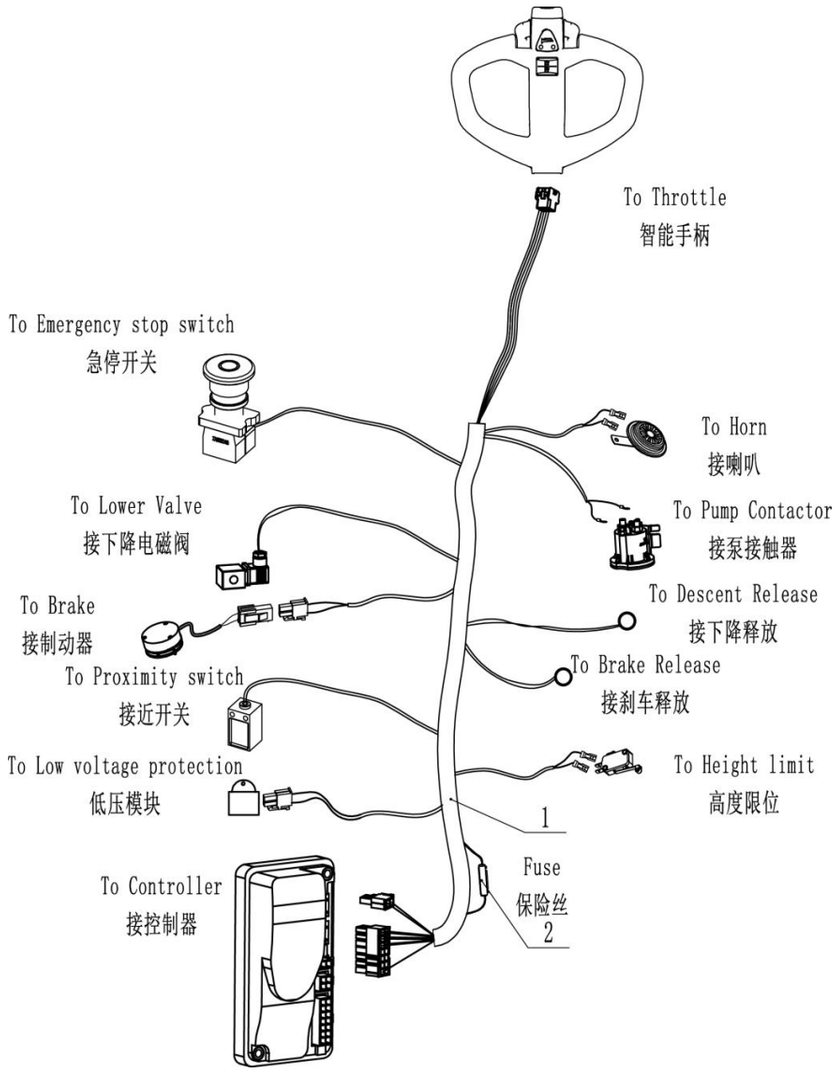

Item 序号		Part No 代码	Description 名称	Qty 数量	Applied Date 适用日期	Remark 备注
1		20101030553	Controller Wire 主线束	1	-220518	02.XSXC.PJ.4100
2		70701000007	Fuse 10A 保险丝	1	-220518	19.1120

Купить штабелёр | kupit-shtabeler.ru
Лист PDF 42 / 46

Купить штабелёр
kupit-shtabeler.ru +7 495 159-44-32 zakaz@kupit-shtabeler.ru
Справочная копия документа изготовителя. Масштаб исходных страниц сохранён.

5.1001 Wiring Harness Assembly (Intelligent For Release Brake)
线束总成（智能 带释放制动）

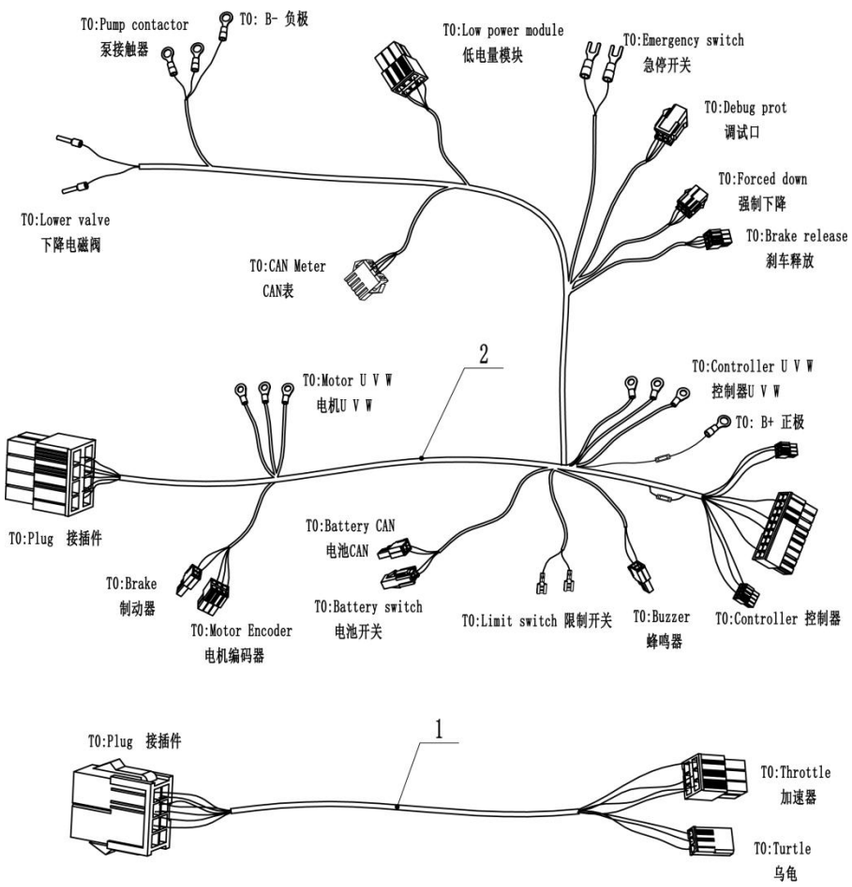

Item 序号		Part No 代码	Description 名称	Qty 数量	Applied Date 适用日期	Remark 备注
1		20101030571	Handle Harness 手柄线束	1	220518-	
2		20101030627	Body Harness 车体线束	1	220518-	

Купить штабелёр | kupit-shtabeler.ru
Лист PDF 43 / 46

Купить штабелёр
kupit-shtabeler.ru +7 495 159-44-32 zakaz@kupit-shtabeler.ru
Справочная копия документа изготовителя. Масштаб исходных страниц сохранён.

5.1101 Cable Assembly
电缆总成

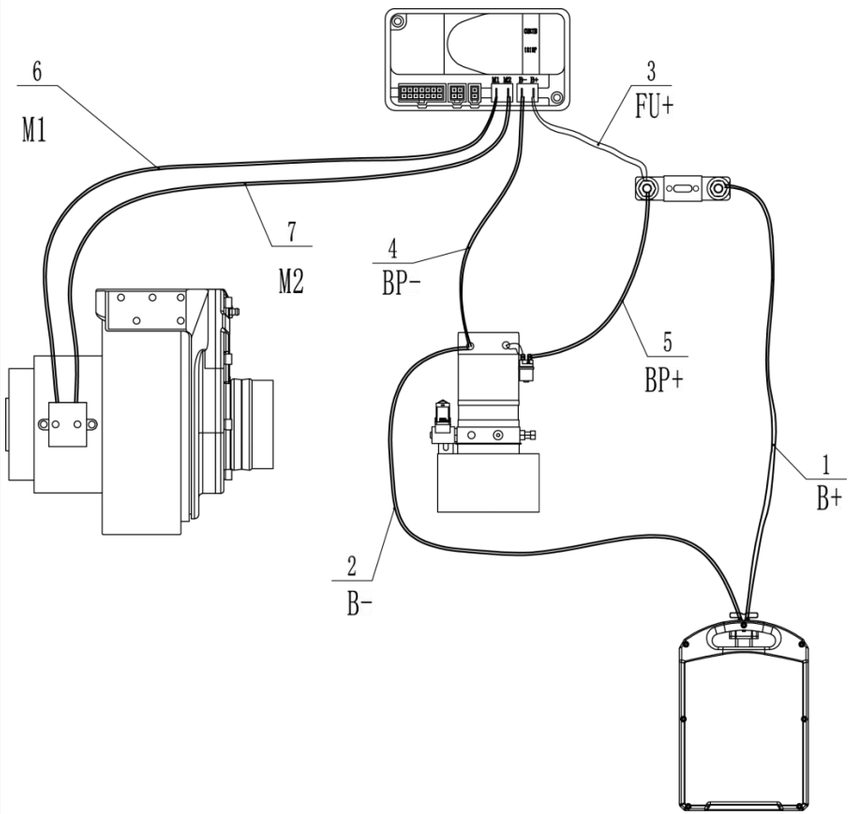

Item 序号		Part No 代码	Description 名称		Qty 数量	Applied Date 适用日期	Remark 备注
A		74700000387	Cable	电缆线	1	-220518	02.XSXC.PJ.4082
1		20101030558	B+ Cable	B+电缆线	1	-220518	02.XSXC.PJ.4083
2		20101030559	B- Cable	B-电缆线	1	-220518	02.XSXC.PJ.4084
3		20101030560	FU+ Cable	FU+电缆线	1	-220518	02.XSXC.PJ.4085
4		20101030561	BP- Cable	BP-电缆线	1	-220518	02.XSXC.PJ.4086
5		20101030562	BP+ Cable	BP+电缆线	1	-220518	02.XSXC.PJ.4087
6		20101030563	M1 Cable	M1 电缆线	1	-220518	02.XSXC.PJ.4088
7		20101030564	M2 Cable	M2 电缆线	1	-220518	02.XSXC.PJ.4089

Купить штабелёр
kupit-shtabeler.ru +7 495 159-44-32 zakaz@kupit-shtabeler.ru
Справочная копия документа изготовителя. Масштаб исходных страниц сохранён.

5.1201 Cable Assembly
电缆总成

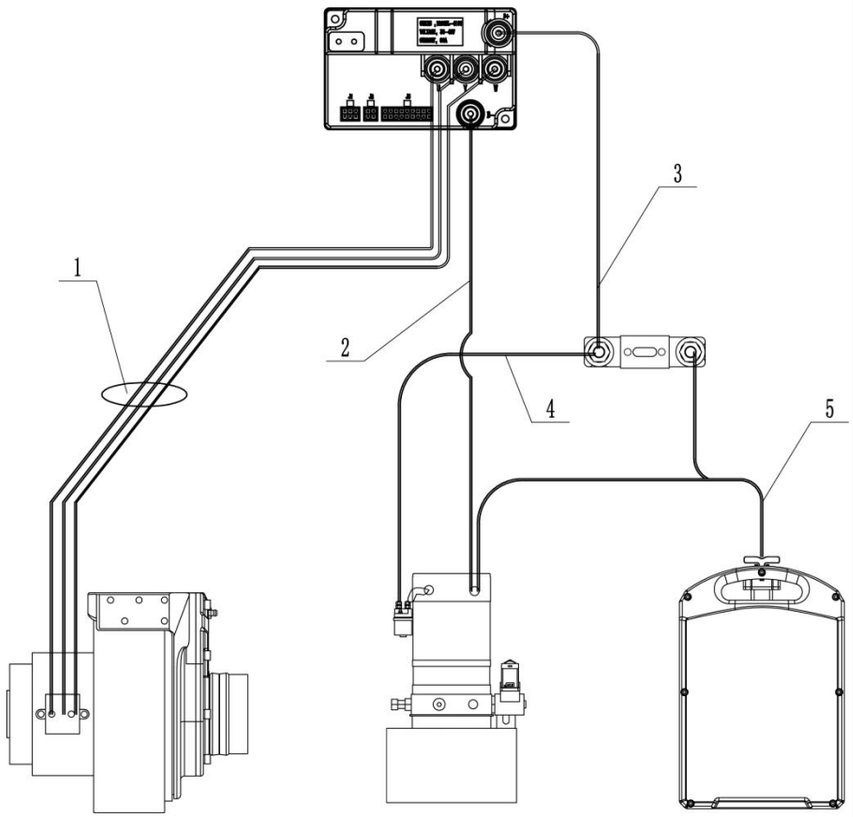

Item 序号		Part No 代码	Description 名称	Qty 数量	Applied Date 适用日期	Remark 备注
A		20101030573	Cable 电缆线	1	220518-	
1		20101030582	Motor Cable 电机电缆线	1	220518-	
2		20101030577	Controller Cable - 控制器负线	1	220518-	
3		20101030576	Controller Cable + 控制器正线	1	220518-	
4		20101030578	Pump Power Line + 液压站正线	1	220518-	
5		20101030583	Power Cable 车体电源电缆线	1	220518-	

Купить штабелёр | kupit-shtabeler.ru
Лист PDF 45 / 46

Купить штабелёр
kupit-shtabeler.ru +7 495 159-44-32 zakaz@kupit-shtabeler.ru
Справочная копия документа изготовителя. Масштаб исходных страниц сохранён.
kupit-shtabeler.ru

本零件目录最终由制造商保留解释权

Купить штабелёр | kupit-shtabeler.ru