kupit-shtabeler.ru

本零件目录汇集了2t电动托盘搬运车的零部件

查询方法

步骤一：在检索目录中找到系统或总成该图所在页次并翻至所标页次，找到该图；

步骤二：在其图中找出所需零部件，以及它所标注的序号；

步骤三：根据这个序号，在其后附表中可以查到系统或零件的详细信息。

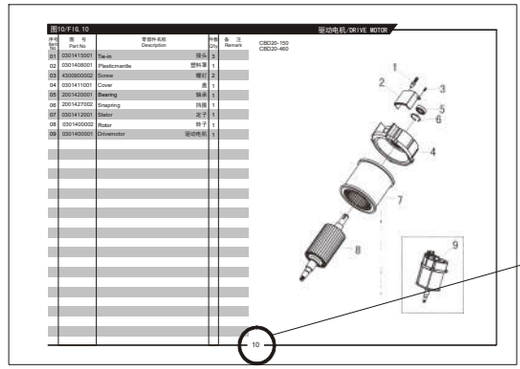

订购零部件时，务请写清叉车的型号、出厂编号、所需零部件的图号及订购数量

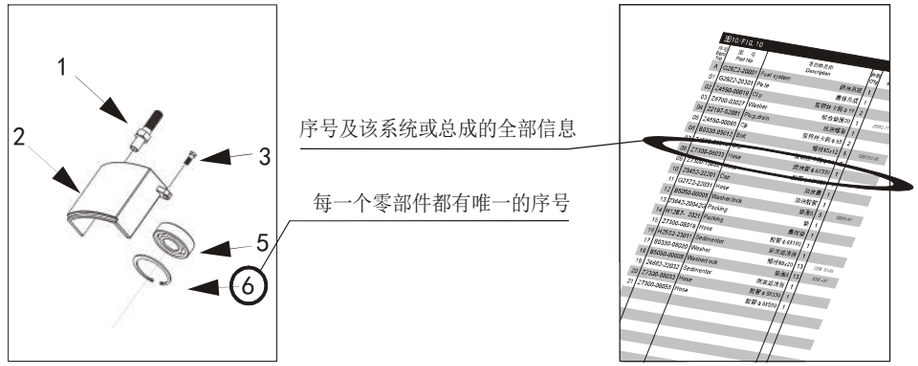

在维修时，请使用正规渠道提供的本公司零部件，以确保叉车质量

恕不能将本产品可能进行的零部件改进在本图册中同时修改，您可以从本公司的销售和配件公司获得最新资料

叉车型号说明

C B D 20-150

产品配置号	
2吨	
电动	
托盘搬运车	

具体车型

CBD20-150

kupit-shtabeler.ru

THIS PARTS CATALOGUE COVERS PARTS IN THE MOST OF 2 TON ELECTRIC PALLET TRUCKS

Indexing Way

Step1:Finding out the page for the system or assembly required from the indexing contents and turn to the required page, finding out the concerned drawing;

Step2:From the detail drawing,**find out the parts and** their item numbers.

Step3:According to these item numbers, **find out details** of these parts of the system or assembly from attached table.

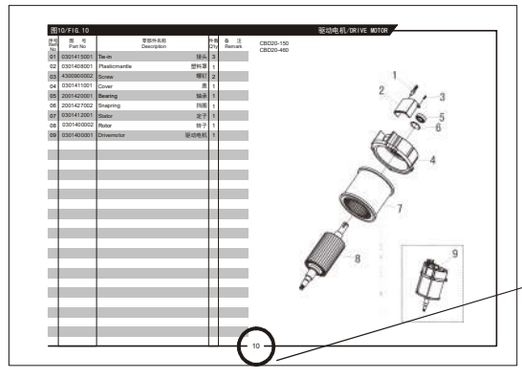

This page code denotes this system or assembly drawing shows on the page.

When ordering the parts or components,please indicate the model and series number of the your forklift truck,the drawing number of parts or components you require and their quantity.

When you replace parts or components,please apply the real goods made by our company to ensure the truck's guality.

We reserve modification right without notice
Designations in the CATALOGUE

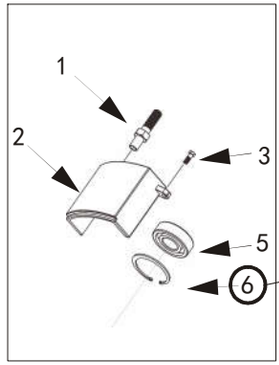

According to these item numbers, find out details of hese parts or the system from attached table.

Every part or componet in the drawing is expressed with only item number

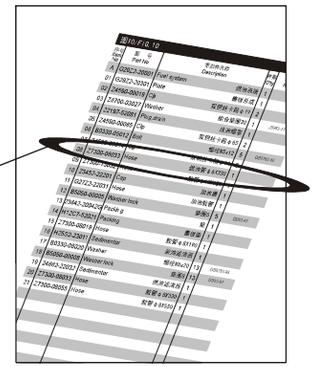

C B D 20-150

C	Configuration Number
B	2 ton capacity
D	Electric
20-150	pallet trucks

The following trucks

CBD20-150

kupit-shtabeler.ru

目录/INDEX

图1 转向操纵系统 1 Fig.1 Steering control system
图2 手柄总成 2 Fig.2 Handle assembly
图3 控制盒总成 3 Fig.3 Switch box assembly
图4 手柄总成 4 Fig.4 Handle assembly
图5 控制盒总成 5 Fig.5 Switch box assembly
图6 行走开关总成 6 Fig.6 Stepped switch assembly
图7 驱动系统 7 Fig.7 Driving system
图8 老款变速箱总成 8 Fig.8 Gear box assembly(old)
图9 新款变速箱总成 9 Fig.9 Gear box assembly(new)
图10 驱动电机 10 Fig.10 Driving motor
图11 老款液压系统 11 Fig.11 Hydraulic system(old)
图12 油缸总成 12 Fig.12 Cylinder assembly
图13 老款液压动力单元 13 Fig.13 Hydraulic power unit(old)
图14 新款液压动力单元 14 Fig.14 Hydraulic power unit(new)
图15 老款车架 15 Fig.15 Frame(old)
图16 新款车架 16 Fig.16 Frame(new)
图17 万向轮总成 17 Fig.17 Balance wheel assembly
图18 老款配电板总成 18 Fig.18 Electric panel assembly(old)
图19 新款配电板总成 19 Fig.19 Electric panel assembly(new)
图20 萨牌配电板总成 20 Fig.20 ZAPI electric panel assembly
图21 叉架 21 Fig.21 Forked frame
图22 单轮总成 22 Fig.22 Single wheel assembly
图23 双轮总成 23 Fig.23 Double wheel assembly
图24 叉架 24 Fig.24 Forked frame
图25 连杆 25 Fig.25 Link

kupit-shtabeler.ru

目录/INDEX

图26 外壳 ····· 26 ····· Fig.26 Compartment
图27 电池组件 ····· 27 ····· Fig.27 Battery assembly
图28 内置电池组件 ····· 28 ····· Fig.28 Built-in battery assembly

kupit-shtabeler.ru

图1/FIG.1 转向操纵系统/STEERING CONTROL SYSTEM

序号 Item No	图号 Part No	零部件名称 Description	件数 Q'ty	备注 Remark
01	1500500004	Handle assembly 手柄总成	1	
02	2000508001	Outer covering plate 手柄座盖板	1	
03	2000537002	Washer 垫圈	2	
04	2000541002	Screw 螺钉	2	
05	2000512002	Lubricated bush 自润滑轴承	2	
06	2000513001	Pin shaft 销轴	1	
07	2000536001	Spring pin 弹性销	1	
08	2000534003	Rubber washer 缓冲垫	1	
09	2000931004	Screw 螺钉	4	
10	2000534002	Rubber sleeve 轴套	1	
11	2000513003	Pin shaft 销轴	1	
12	2000541004	Screw 螺钉	2	
13	4300534001	Rubber sack 橡胶密封圈	1	
14	2000525004	Screw 螺钉	1	
15	2000535005	Installing plate 调整块	1	
16	2000504001	Steel ball 钢球	1	
17	2000507004	Inching switch 微动开关	1	
18	2000537003	Washer 垫圈	2	
19	2000541001	Screw 螺钉	2	
20	2000541003	Screw 螺钉	2	
21	2000537001	Washer 垫圈	2	
22	2000508002	Inner covering plate 盖板	1	
23	4000517004	Handle socket 手柄支架	1	
24	1500500006	Electron handgrip 电子转向	1	
25	5501221001	Gear 主动齿轮	1	
26	5500521001	Gear 被动齿轮	1	
27	9300200001	Sensor assembly 传感器总成	1	
28	1500500005	Handle assembly 手柄总成	1	

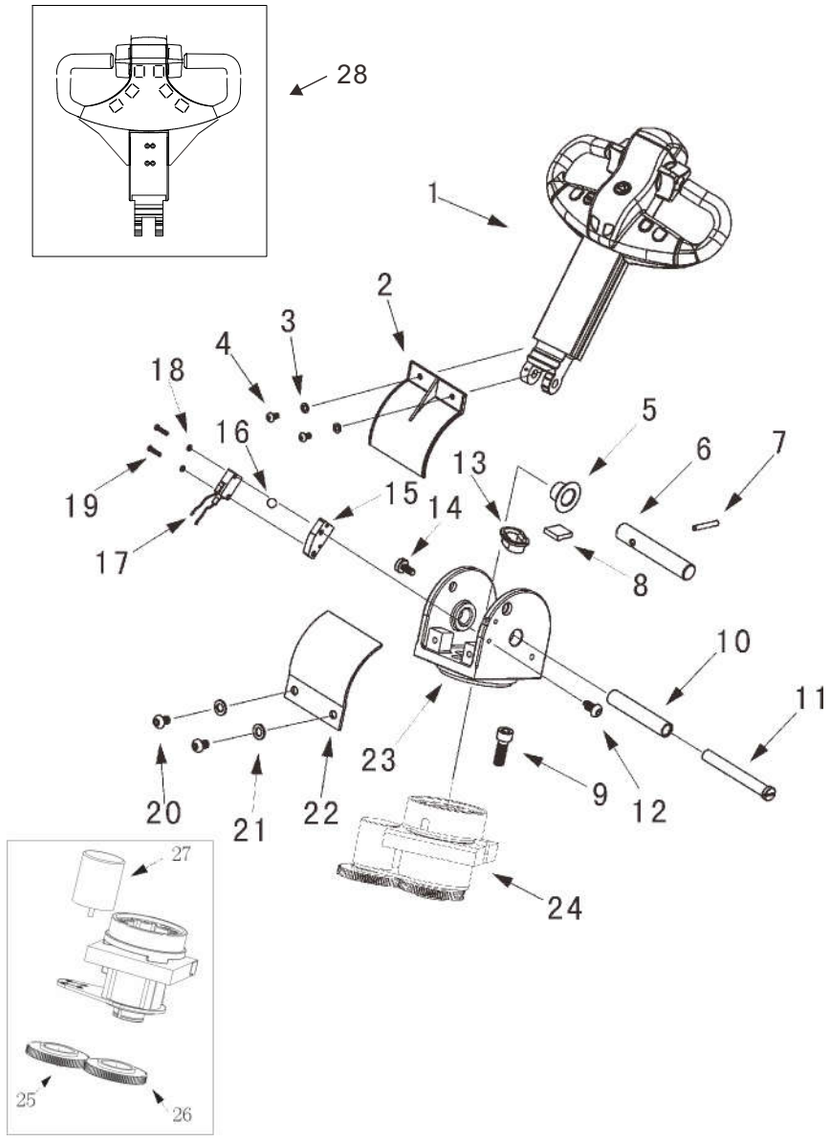

1

kupit-shtabeler.ru

图2/FIG.2 手柄总成/HANDLE ASSEMBLY

序号 Item No	图号 Part No	零部件名称 Description	件数 Q'ty	备注 Remark
01	1500500004	Handle assembly 手柄总成	1	
02	5300500002	Switch box assembly 控制盒总成	1	
03	2000442001	Screw 螺钉	4	
04	4000517003	Handle tube 铝手把	1	
05	6000502002	Pneumatic spring seat 气弹簧座	1	
06	2000525012	Joint 气弹簧球头	1	
07	6000419001	Pneumatic spring complete 气弹簧	1	
08	2000527002	Snap ring 挡圈	1	
09	2000520003	Joint 下接头	1	
10	2000525006	Shaft 轴	1	
11	1000527001	Snap ring 挡圈	1	
12	4000517001	Covering plate 盖板	1	
13	2000542001	Screw 螺钉	4	

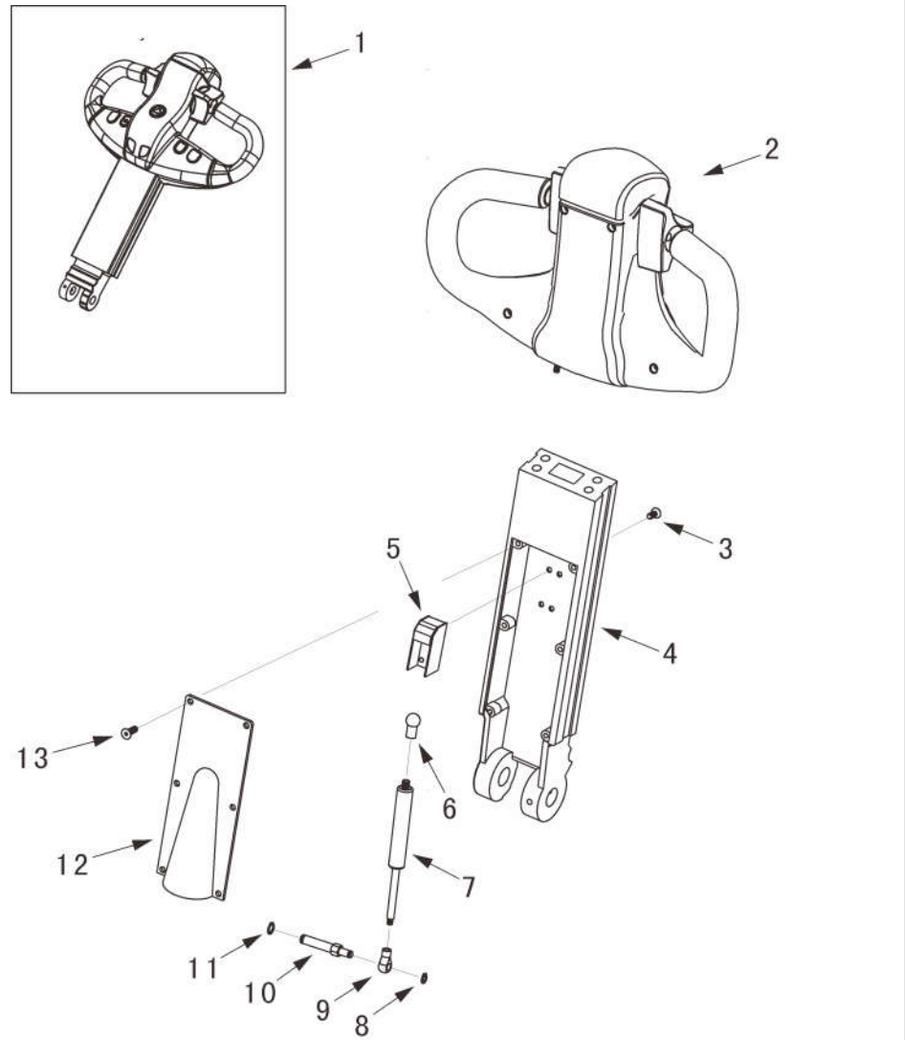

图3/FIG.3 控制盒总成/SWITCH BOX ASSEMBLY

序号 Item No	图号 Part No	零部件名称 Description	件数 Q'ty	备注 Remark
01	5300500002	Switch box assembly 控制盒总成	1	
02	5300518003	Emergency reverser button cover 紧急换向按钮盖	1	
03	2000519004	Spring 弹簧	1	
04	5300500001	Cover assembly 手柄盖总成	1	
05	4300500004	Stepped switch assembly 行走开关总成	1	
06	2000507002	Emergency reverser button 紧急换向按钮	1	
07	5300517002	Handle 手柄	1	
08	6000131007	Screw 螺钉	4	
09	1001437003	Washer 垫圈	4	
10	1200518001	Supporting plate 支撑板	1	
11	6000131006	Screw 螺钉	2	
12	4300531001	Screw 螺钉	2	
13	9300517001	Seat 微动开关座	2	
14	1000515002	Shell 接插件母胶壳	1	
15	1000515001	Shell 接插件公胶壳	1	

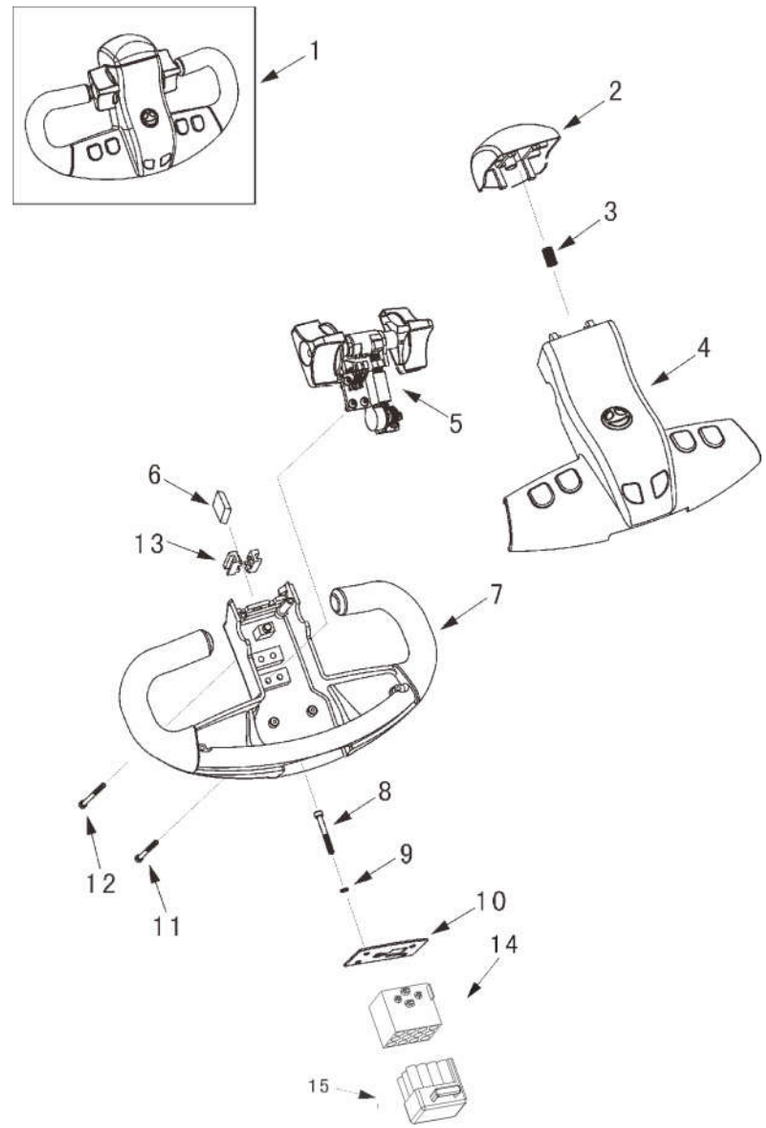

kupit-shtabeler.ru

图4/FIG.4 手柄总成/HANDLE ASSEMBLY

序号 Item No	图号 Part No	零部件名称 Description	件数 Q'ty	备注 Remark
01	1500500005	Handle assembly 手柄总成	1	
02	4300500005	Switch box assembly 控制盒总成	1	
03	2000442001	Screw 螺钉	4	
04	4000517003	Handle tube 铝手把	1	
05	6000502002	Pneumatic spring seat 气弹簧座	1	
06	2000525012	Joint 气弹簧球头	1	
07	1500519001	Pneumatic spring complete 气弹簧	1	
08	2000527002	Snap ring 挡圈	1	
09	2000520003	Joint 下接头	1	
10	2000525006	Shaft 轴	1	
11	1000527001	Snap ring 挡圈	1	
12	4000517001	Covering plate 盖板	1	
13	2000542001	Screw 螺钉	4	

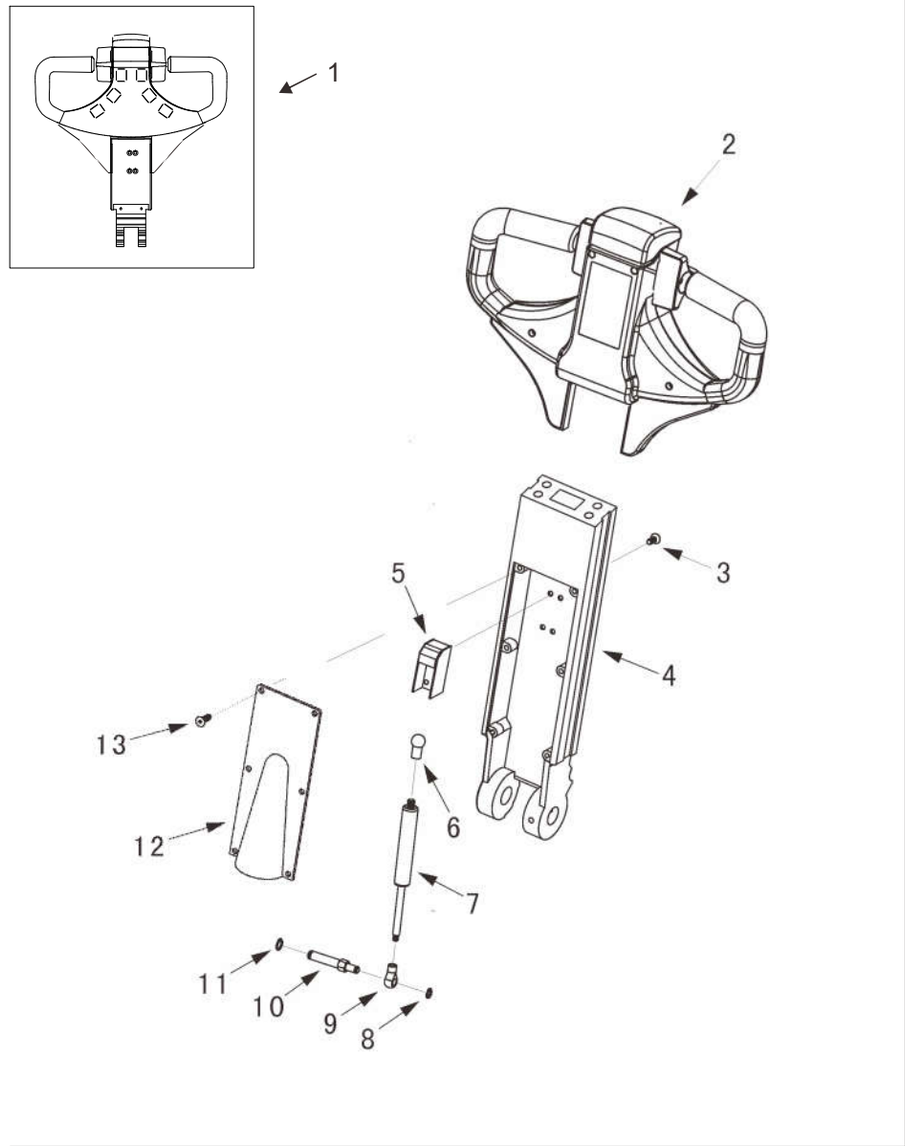

4

kupit-shtabeler.ru

图5/FIG.5 控制盒总成/SWITCH BOX ASSEMBLY

序号 Item No	图 号 Part No	零部件名称 Description	件数 Q'ty	备 注 Remark
01	4300500005	Switch box assembly 控制盒总成	1	
02	4300508001	Emergency reverser button cover 紧急换向按钮盖	1	
03	2000519004	Spring 弹簧	1	
04	4300500007	Cover assembly 手柄盖总成	1	
05	4300500004	Stepped switch assembly 行走开关总成	1	
06	2000507002	Emergency reverser button 紧急换向按钮	1	
07	4300517001	Handle 手柄	1	
08	6000131007	Screw 螺钉	4	
09	1001437003	Washer 垫圈	4	
10	1200518001	Supporting plate 支撑板	1	
11	6000131006	Screw 螺钉	2	
12	4300531001	Screw 螺钉	2	
13	9300517001	Seat 微动开关座	2	
14	1000515002	Shell 接插件母胶壳	1	
15	1000515001	Shell 接插件公胶壳	1	

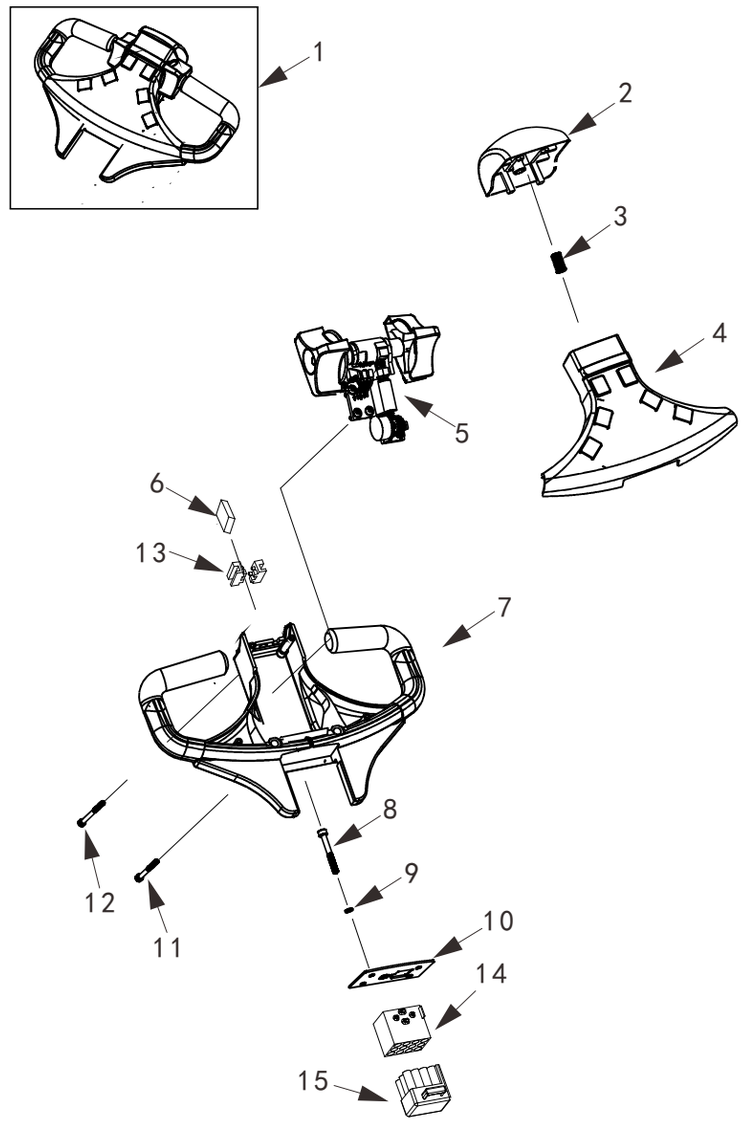

kupit-shtabeler.ru

图6/FIG.6 行走开关总成/STEPPED SWITCH ASSEMBLY

序号 Item No	图号 Part No	零部件名称 Description		件数 Q'ty	备注 Remark
01	4300500004	Stepped switch assembly	行走开关总成	1	
02	2000538005	Screw	螺栓	2	
03	2000507003	Inching switch	微动开关	2	
04	2000535001	Isolate block	绝缘块	2	
05	2001141005	Screw	螺栓	2	
06	4300518003	Fastening bracket	固定支架	1	
07	1000504001	Washer	垫圈	2	
08	2000539002	Nut	螺母	2	
09	4300501005	Cam	凸轮	1	
10	4300513001	Cam Shaft	凸轮安装轴	1	
11	1002343003	Rack	齿条	1	
12	2000519004	Spring	弹簧	1	
13	4300900002	Screw	螺钉	2	
14	2001437005	Spring washer	垫圈	2	
15	4300540001	Right control knob	右控制手柄	1	
16	4300512001	Shaft sleeve	轴套	2	
17	4300535001	Fastening bracket	固定支架	1	
18	2000541004	Screw	螺钉	4	
19	4300540002	Left control knob	左控制手柄	1	
20	4300518004	Baffle	挡板	1	
21	2000521001	Gear	齿轮	1	
22	4700418001	Fastening bracket	固定支架	1	
23	4700400001	Potentiometer	电位器	1	

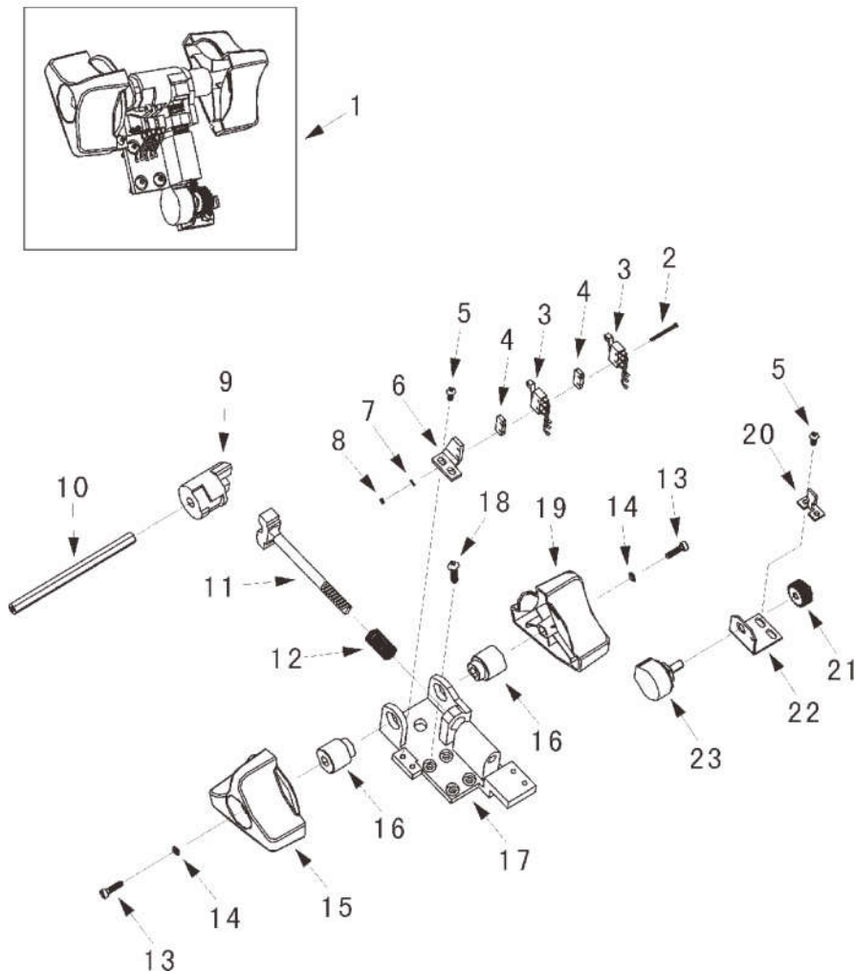

kupit-shtabeler.ru

图7/FIG.7 驱动系统/DRIVING SYSTEM

序号 Item No	图号 Part No	零部件名称 Description	件数 Q'ty	备注 Remark
01	1500300001	Motor 电动机	1	
02	1000131001	Screw 螺栓	4	
03	2001037001	Washer 垫圈	4	
04	9300400002	Encoder 转向电机编码器	1	
05	5501221004	Gear 齿轮	1	
06	7800337001	Washer 垫圈	1	
07	7800330002	Screw 螺栓	1	
08	1500318001	Flange 浮动键	1	
09	0300320001	Axletree 变速箱大轴承	1	
10	2000100002	Gear box assembly 齿轮箱总成	1	
11	5500332003	Drive wheel assembly 驱动轮总成	1	
12	2000325002	Nut 螺母	5	
13	8700406001	Limitation switch 光电开关	1	
14	9300312002	Sleeve 衬套	1	
15	7800321001	Gear 齿轮	1	

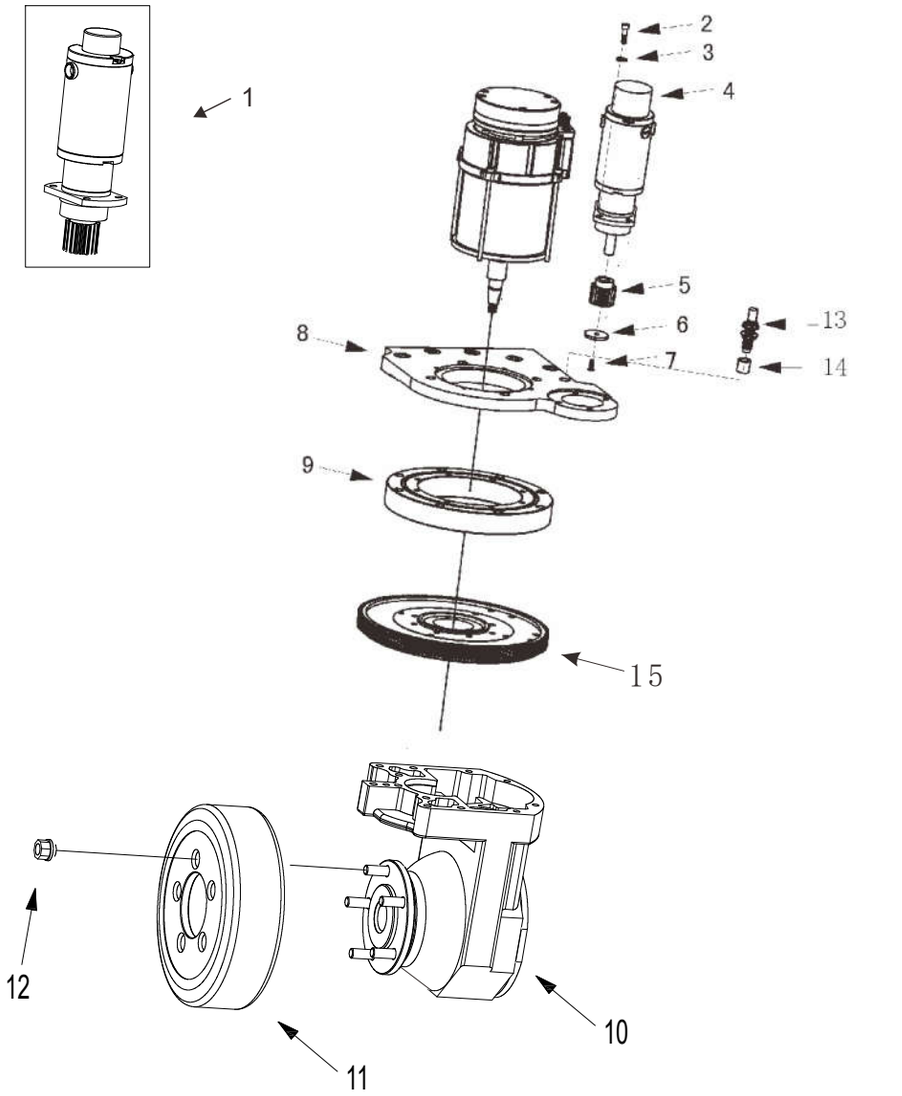

7

kupit-shtabeler.ru

图8/FIG.8 老款齿轮箱总成/GEAR BOX ASSEMBLY(OLD)

序号 Item No	图号 Part No	零部件名称 Description	件数 Q'ty	备注 Remark
01	2000130002	Screw 螺栓	4	
02	7800321001	Gear 齿轮	1	
03	2000125001	Nut 螺母	1	
04	2000121006	Gear 齿轮	1	
05	2000120003	Bearing 轴承	2	
06	2000141001	Screw 螺栓	8	
07	2000625001	Bolt 六角头螺栓	2	
08	2000603010	Washer 垫圈	2	
09	2000111002	Sider cover 箱体侧盖	1	
10	2000128002	O-ring 0型圈	1	
11	2000130001	Bolt 六角头螺栓	1	
12	2000135001	Washer 垫圈	1	
13	2000121002	Gear 齿轮	1	
14	2000120002	Bearing 轴承	1	
15	2000137001	Washer 垫圈	2	
16	2000137002	Washer 垫圈	2	
17	4000201001	Gear 齿轮	1	
18	4000101001	Flat 平键	1	
19	2001037001	Circlip 弹性挡圈	8	
20	2000731003	Screw 螺栓	8	
21	2000120001	Bearing 轴承	1	
22	2000105001	Seal washer 密封圈	1	
23	2000121003	Spline Shaft 花键轴	1	
24	2000126001	Gear box body 齿轮箱箱体	1	

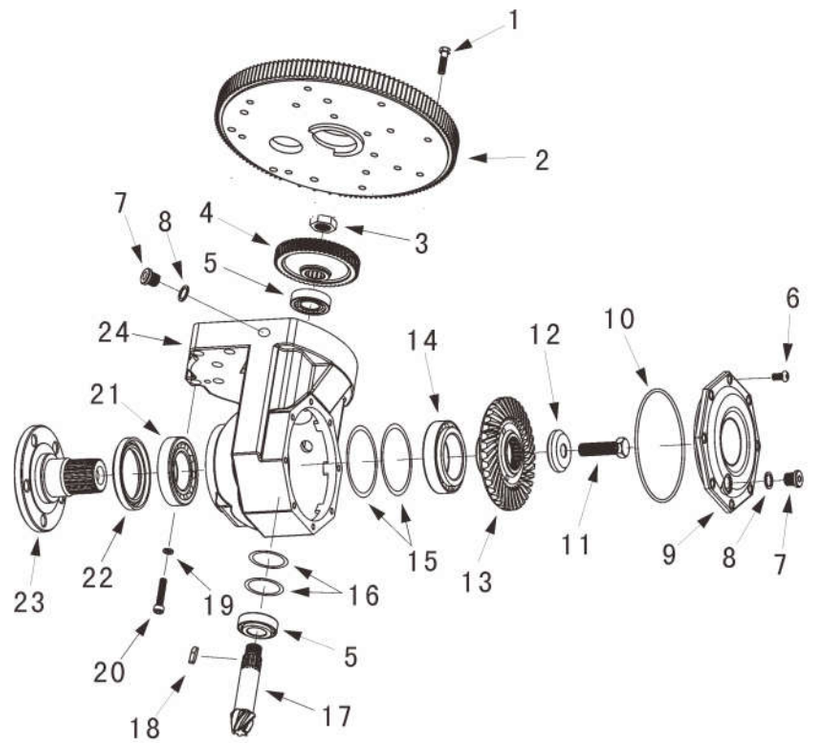

kupit-shtabeler.ru

图9/FIG.9 新款齿轮箱总成/GEAR BOX ASSEMBLY(NEW)

序号 Item No	图号 Part No	零部件名称 Description	件数 Q'ty	备注 Remark
01	2000130002	Screw 螺栓	4	
02	7800321001	Gear 齿轮	1	
03	2000125001	Nut 螺母	1	
04	2000121006	Gear 齿轮	1	
05	2000120003	Bearing 轴承	2	
06	2000141001	Screw 螺栓	8	
07	2000625001	Bolt 六角头螺栓	2	
08	2000603010	Washer 垫圈	2	
09	2000111002	Sider cover 箱体侧盖	1	
10	2000128002	O-ring 0型圈	1	
11	4600113001	Nut 螺母	1	
12	2000121002	Gear 齿轮	1	
13	2000120002	Bearing 轴承	1	
14	2000137001	Washer 垫圈	2	
15	2000137002	Washer 垫圈	2	
16	4000201001	Gear 齿轮	1	
17	4000101001	Flat 平键	1	
18	2001037001	Circlip 弹性挡圈	8	
19	2000731003	Screw 螺栓	8	
20	2000120001	Bearing 轴承	1	
21	2000105001	Seal washer 密封圈	1	
22	4600113002	Spline Shaft 花键轴	1	
23	2000126001	Gear box body 齿轮箱箱体	1	
24	7800300003	Gear box assembly 变速箱总成	1	

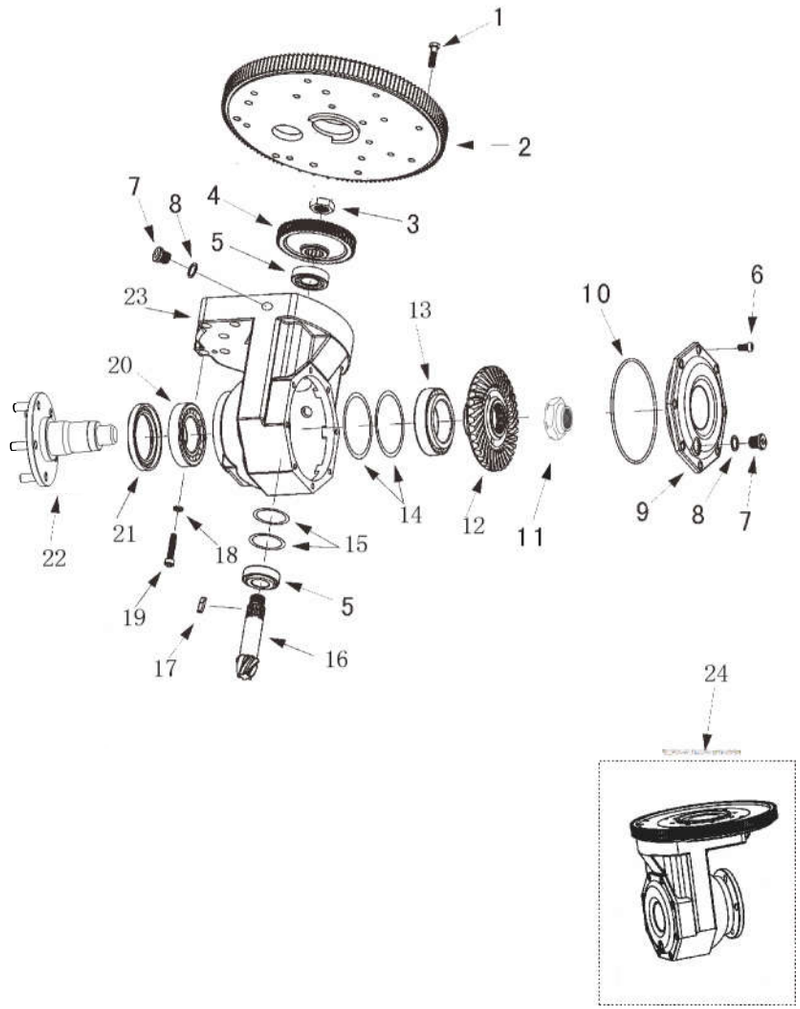

kupit-shtabeler.ru

图10/FIG.10 驱动电机/DRIVING MOTOR

序号 Item No	图号 Part No	零部件名称 Description	件数 Q'ty	备注 Remark
01	0301000001	Brake assembly 电磁制动器	1	
02	2001021001	Spline 花键轴套	1	
03	2001427001	Snap ring 轴用挡圈	1	
04	2001012001	Sleeve 定位套	1	
05	4600628001	O-ring 0型圈	1	
06	4001404001	Flat key 平键	1	
07	0301400001	Motor 电机	1	
08	0301431001	Screw 螺栓	4	
09	0301435001	Position sleeve 过渡定位套	1	
10	2001405001	Dust ring 骨架油封	1	
11	2001228001	O-ring 0型圈	1	
12	2001420001	Bearing 轴承	1	
13	2001427001	Snap ring 轴用挡圈	2	
14	2001227003	Snap ring 轴用挡圈	1	
15	2000121005	Gear 齿轮	1	
16	2001435002	Semicircle key 半圆键	1	
17	2001425002	Nut 螺母	1	
18	4601402001	Joint 磁钢头	1	
19	0301427001	Washer 垫圈	3	
20	2001441001	Screw 螺钉	4	
21	1801411001	Cover 刹车盘上盖	1	
22	1801411002	Wire saddle 线套	1	
23	7801006001	Circuit board 编码器线路板	1	

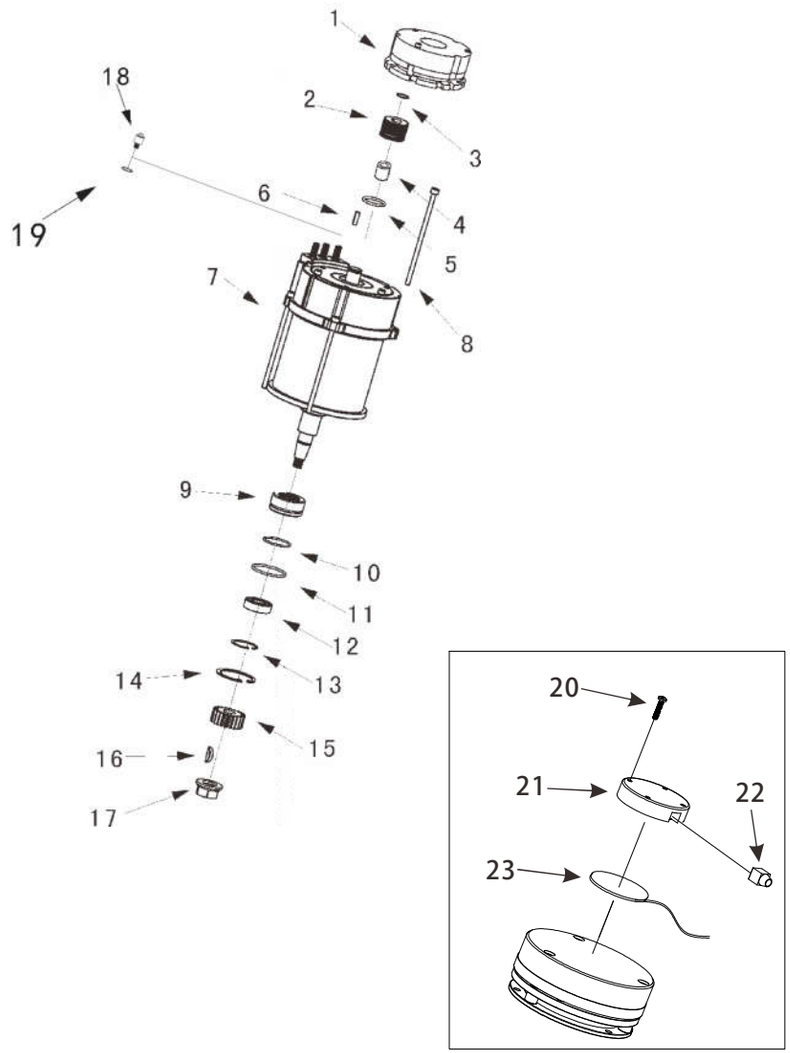

10

kupit-shtabeler.ru

图12/FIG.12 油缸总成/CYLINDER ASSEMBLY

序号 Item	图 号 Part No	零部件名称 Description	件数 Q'ty	备 注 Remark
01	4700613001	Piston rid 活塞杆	1	
02	2800605002	Dust ring 防尘圈	1	
03	4700612001	Supporting tach 导向环	2	
04	2800605001	Seal washer 密封圈	1	

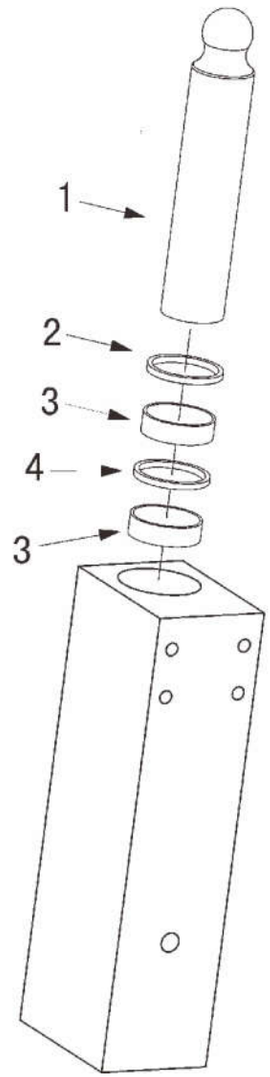

12

kupit-shtabeler.ru

图11/FIG.11 老款液压系统/HYDRAULIC SYSTEM(OLD)

序号 Item No	图号 Part No	零部件名称 Description	件数 Q'ty	备注 Remark
01	8700615004	Joint 接头	1	
02	6000637001	O-ring 0型圈	2	
03	2401400001	Hydraulic motor 液压站电机	1	
04	1500614001	Hard oil pipe 硬油管	1	
	1500603001	Soft oil pipe 软油管	1	
05	1500615001	Joint 接头	1	

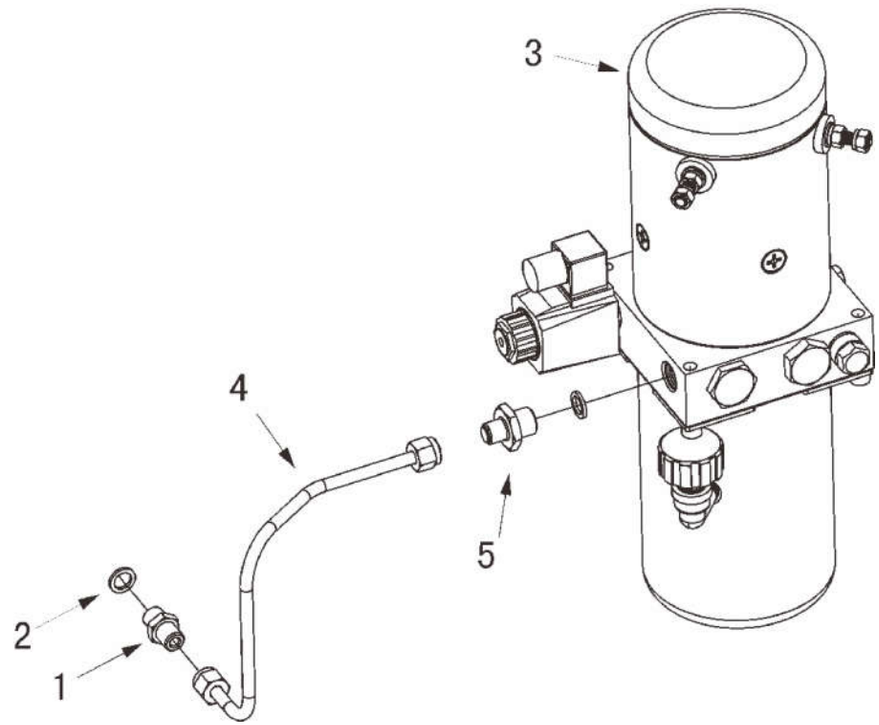

11

kupit-shtabeler.ru

图13/FIG.13 老款液压动力单元/HYDRAULIC POWER UNIT(OLD)

序号 Item No	图号 Part No	零部件名称 Description	件数 Q'ty	备注 Remark
01	1001400001	Hydraulic motor 电机	1	
02	2000612004	Connecting bearing sleeve 连轴套	1	
03	1000600006	Valve assembly 阀体	1	
04	1000628001	O-ring 0型圈	1	
05	1000600007	Oil pump 油泵	1	
06	2000631003	Screw 螺栓	2	
07	2000631001	Screw 螺栓	2	
08	1000626002	Oil tank 油箱	1	
09	1000609001	Washer 垫圈	4	
10	1000741001	Screw 螺栓	4	
11	1000614005	Joint 接头	1	
12	1000605005	Plug 陶瓷透气塞	1	
13	1000605006	Cover 油管盖	1	

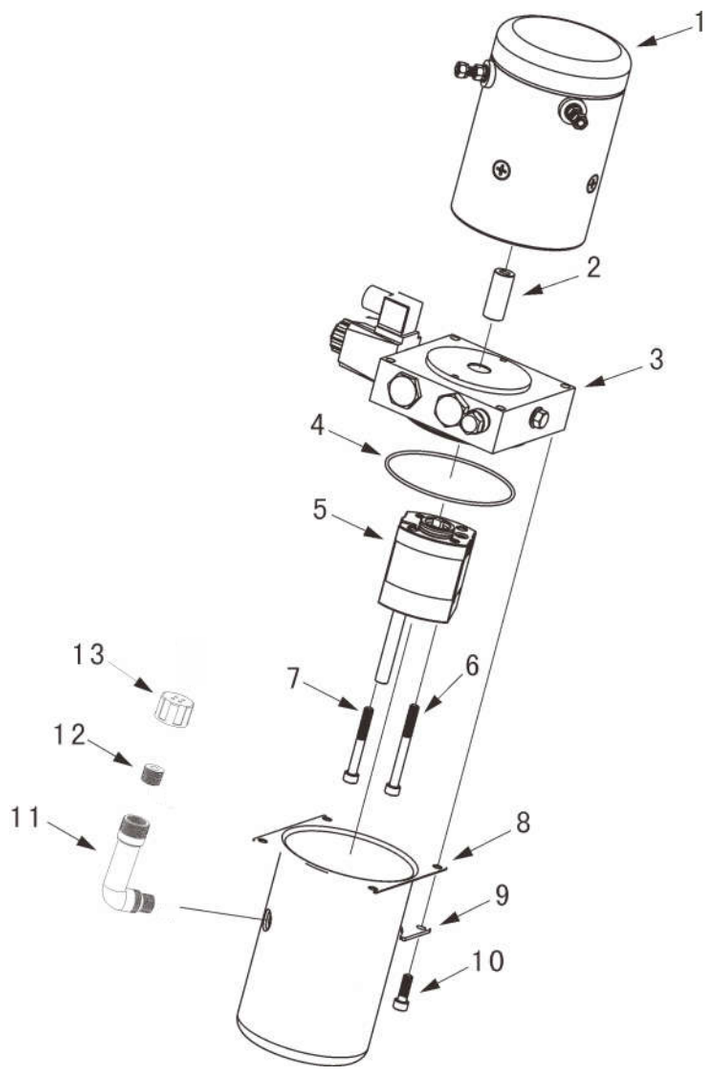

kupit-shtabeler.ru

图14/FIG.14 新款液压动力单元/HYDRAULIC POWER UNIT(NEW)

序号 Item	图号 Part No	零部件名称 Description	件数 Q'ty	备注 Remark
01	2401400001	Hydraulic motor 电机	1	
02	1000131001	Screw 螺钉	4	
03	1800601001	Joint sleeve 电动机齿轮连轴套	1	
04	1800603001	Valve 阀	1	
05	1800628001	O-ring 0型圈	1	
06	4900635001	Tank clamp ring 油箱夹圈	2	
07	2000931001	Screw 螺栓	1	
08	4900603001	Oil tank 油箱	1	
09	2000628010	O-ring 0型圈	1	
10	1800639001	Nut 螺母	1	
11	4900614001	Joint 接管	1	
12	1000605005	Plug 陶瓷透气塞	1	
13	1000605006	Cover 油管盖	1	
14	4900600001	Hydraulic power unit 液压动力单元	2	

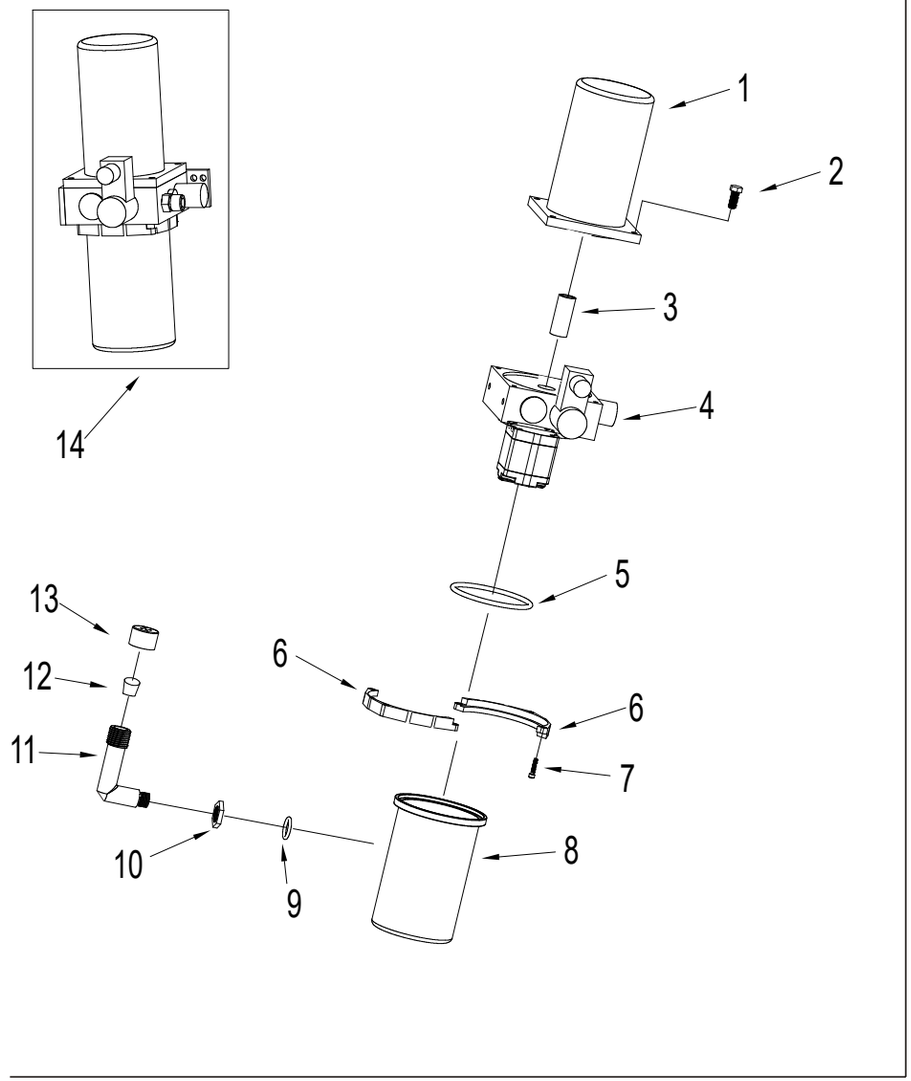

14

kupit-shtabeler.ru

图15/FIG.15 老款车架/FRAME(OLD)

序号 Item No	图号 Part No	零部件名称 Description	件数 Q'ty	备注 Remark
01	1500724001	Frame 车架	1	
02	1500724002	Bracket 手把支座	1	
03	7300300001	Balance wheel assembly 万向轮总成	1	
04	1500400001	Electric panel assembly 配电板总成	1	

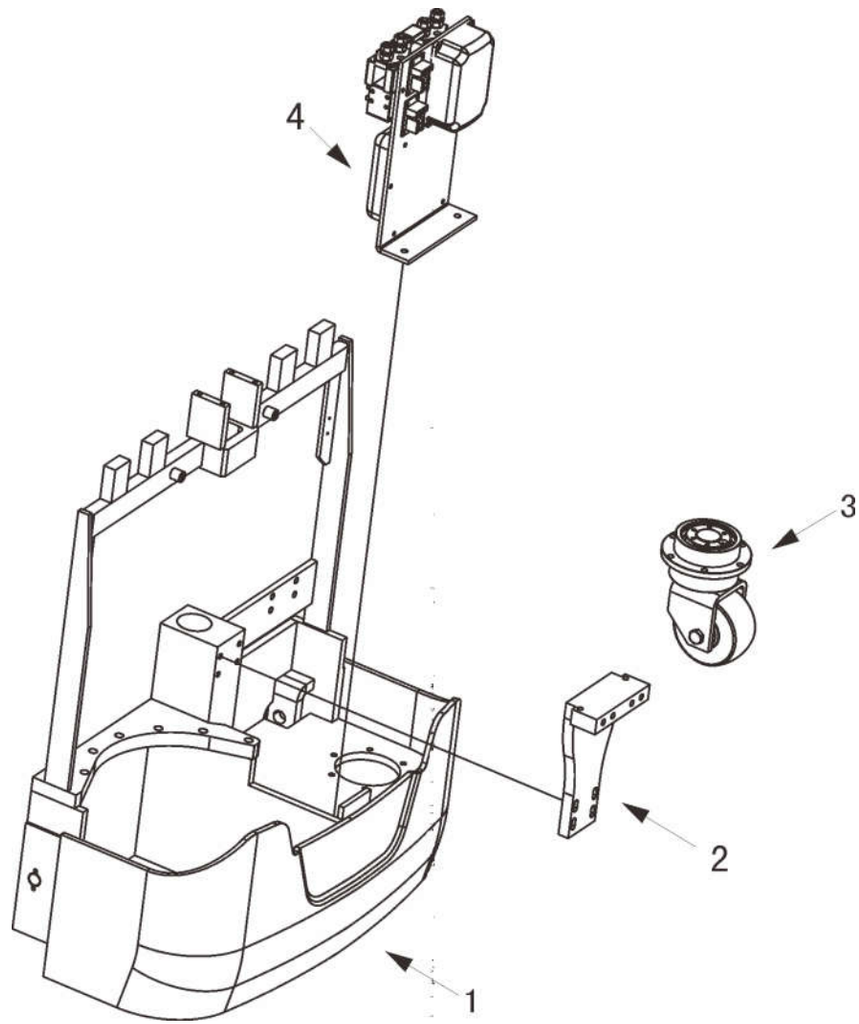

15

kupit-shtabeler.ru

图16/FIG.16 新款车架/FRAME(NEW)

序号 Item	图号 Part No	零部件名称 Description	件数 Q'ty	备注 Remark
01	1500724003	Frame 车架	1	
02	1500724002	Bracket 手把支座	1	
03	7300300002	Balance wheel assembly 万向轮总成	1	
04	2000541003	Screw 螺钉	4	
05	1500702001	Rung 面罩横档	1	
06	1000407002	Limit switch 限位开关	1	
07	1501100001	Electric panel assembly 配电板总成	1	
	1501100002	Electric panel assembly(refrigeratory) 配电板总成(冷库专用)	1	
	1501100003	Electric panel assembly(interlocking) 配电板总成(带互锁)	1	
	1501100004	Electric panel assembly(refrigeratory)(interlocking) 配电板总成(冷库专用)(带互锁)	1	

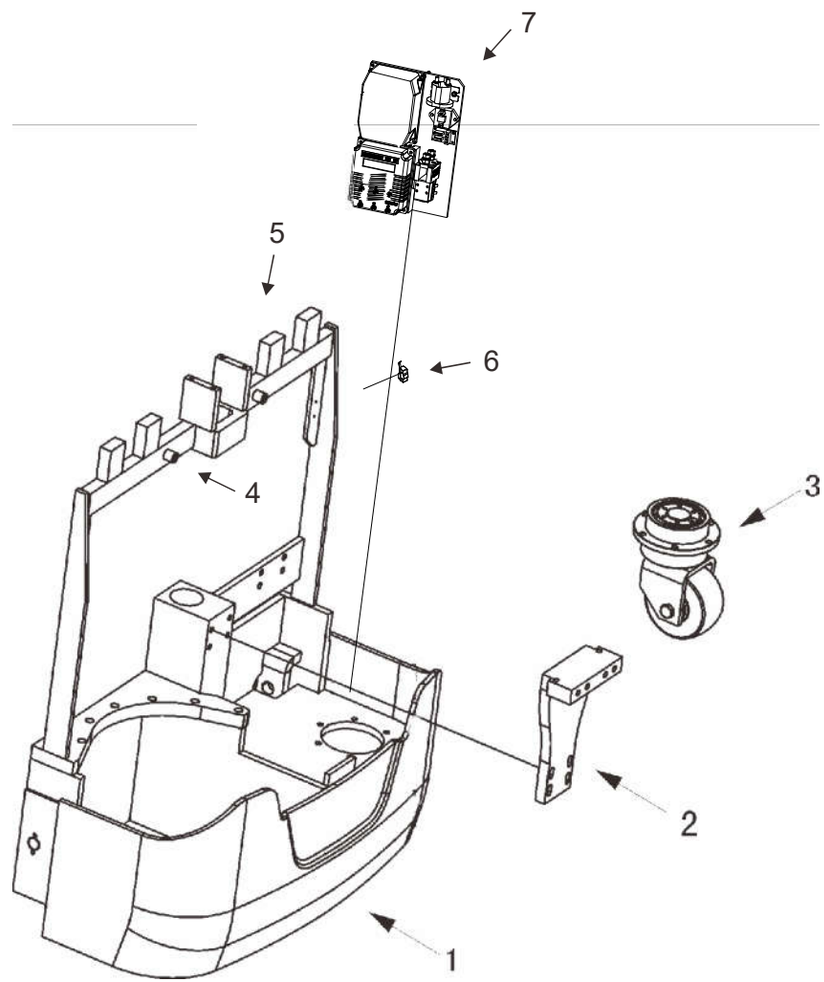

16

kupit-shtabeler.ru

图17/FIG.17 万向轮总成/BALANCE WHEEL ASSEMBLY

序号 Item No	图号 Part No	零部件名称 Description	件数 Q'ty	备注 Remark
01	7300300001	Balance wheel assembly 万向轮总成	1	
	7300300002	Balance wheel assembly(new) 新款万向轮总成	1	
02	7300330001	Screw M12 M12螺钉	1	
	7300332001	Screw(new) M14 M14新款螺钉	1	
03	2000305001	Dust ring 防尘圈	2	
04	2300312001	Bush 挡套	2	
05	1000320002	Bearing 轴承	2	
06	2700332001	Balance wheel 万向轮	1	
	2700332003	Balance wheel(new) 新款万向轮	1	
07	4000312002	Wheel sleeve 轴套	1	
08	1000339001	Nut M12 M12螺母	1	
	1800339002	Nut(new) M14 M14新款螺母	1	
09	7301218001	Wheel bracket 支架	1	
	7301218002	Wheel bracket(new) 新款支架	1	
10	7300305001	Pressurize circle 油封	1	
11	1001031003	Screw 螺栓	6	
12	7300218001	Wheel sleeve 轮架	1	
13	7300712002	Mat 垫圈	1	
14	4300327001	Mat 止动垫	1	
15	4300304001	Nut 螺母	1	

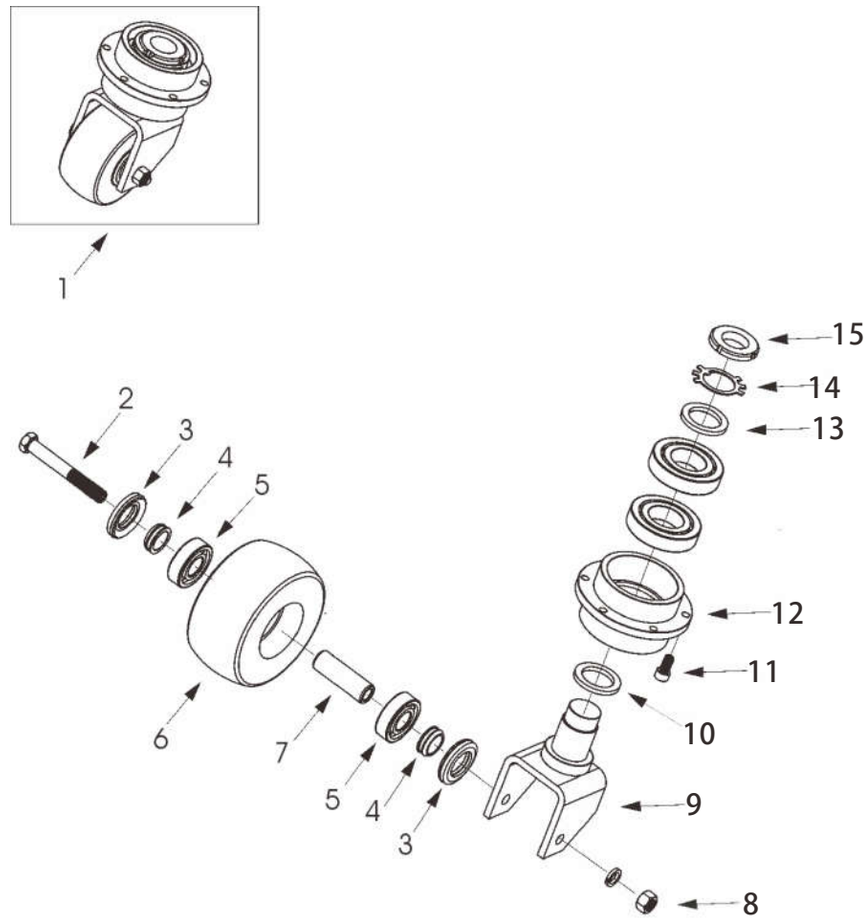

kupit-shtabeler.ru

图18/FIG.18 老款配电板总成/ELECTRIC PANEL ASSEMBLY(OLD)

序号 Item No	图号 Part No	零部件名称 Description	件数 Q'ty	备注 Remark
01	1500400001	Electric appliance assembly 配电板总成	1	
02	1500418001	Install plate 安装板	1	
03	4000400025	Circuit board 电路板	1	
04	4000412001	Washer 垫圈	8	
05	2001141005	Screw 螺栓	8	
06	1500400002	Controller 控制器	1	
07	2001427001	Washer 垫圈	12	
08	1000441005	Screw 螺栓	8	
09	7800400002	1230 Controller 1230控制器	1	
	4600400003	1232 Controller 1232控制器	1	
10	1000441006	Screw 螺栓	4	
11	4300407002	WPZ Contact WPZ接触器	1	
	4900407001	SW Contact SW接触器	1	
12	2000407010	Fuse 保险丝	1	
13	4300407001	WPZ Contact WPZ接触器	1	
	1800306001	SW Contact SW接触器	1	
14	2001141001	Screw 螺栓	8	
15	2001437006	Washer 垫圈	8	
16	4300406003	Install plate 安装板	2	
17	2001437003	Washer 垫圈	4	
18	9300506001	Fuse 保险丝	1	

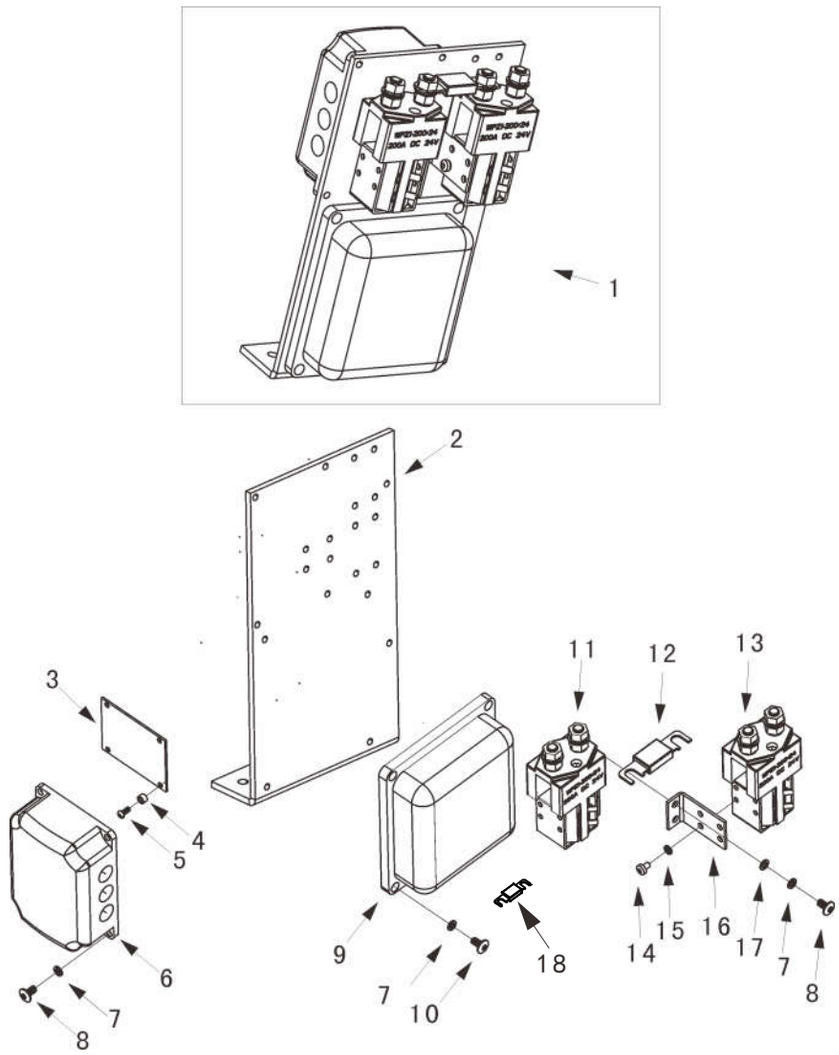

18

kupit-shtabeler.ru

图19/FIG.19 新款配电板总成/ELECTRIC PANEL ASSEMBLY(NEW)

序号 Item No	图号 Part No	零部件名称 Description	件数 Q'ty	备注 Remark
01	1501100001	Electric panel assembly 配电板总成	1	
	1501100002	Electric panel assembly(refrigeratory) 配电板总成(冷库专用)	1	
	1501100003	Electric panel assembly(interlocking) 配电板总成(带互锁)	1	
	1501100004	Electric panel assembly(refrigeratory)(interlocking) 配电板总成(冷库专用)(带互锁)	1	
02	4000831001	Screw 螺栓	4	
03	2001427001	Washer 垫圈	8	
04	1501106001	Controller 控制器	1	
05	1501135001	Install plate 安装板	1	
06	1700439001	Nut 螺母	2	
07	0301031001	Screw 螺栓	2	
08	1001437003	Washer 垫圈	2	
09	9300506001	Fuse 保险丝	1	
10	1801106001	Contact 接触器	1	
11	1000435004	Fuse seat 保险丝座	1	
12	5501242001	Screw 螺栓	4	
13	4601200001	Circuit board 电路板	1	
14	1000441005	Screw 螺钉	2	
15	1800306001	Contactor 接触器	1	
16	6000418004	Install plate 安装板	1	
17	4601102002	Radiator 散热架	1	
18	7800400002	1230 Controller 1230控制器	1	
	4600400003	1232 Controller 1232控制器	1	
19	1000441006	Screw 螺钉	4	

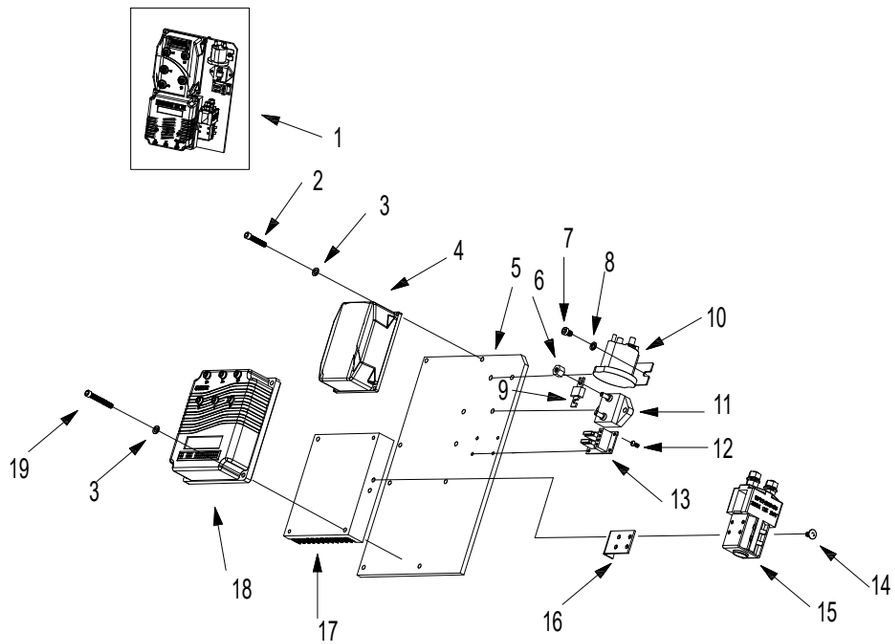

图20/FIG.20 萨牌配电板总成/ZAPI ELECTRIC PANEL ASSEMBLY

序号 Item No	图号 Part No	零部件名称 Description	件数 Q'ty	备注 Remark
01	1500400008	ZAPI electric panel assembly(No contactor) 萨牌配电板总成（不带接触器）	1	
	1500400009	ZAPI electric panel assembly(Contactor) 萨牌配电板总成（带接触器）	1	Match 选配
02	1500418002	Install plate 安装板	1	
03	07G0431001	Screw 螺钉	4	Match 选配
04	6000731001	Screw 螺钉	4	
05	6000418004	Install plate 安装板	1	Match 选配
06	1800306001	Contactor 接触器	1	Match 选配
07	9500411001	Radiator 散热架	1	
08	9500407001	ZAPI Controller 萨牌控制器	1	
09	4600431001	Screw 螺钉	4	
10	1001141001	Screw 螺钉	6	
11	1000406006	Fuse 保险丝	2	
12	4601200001	Circuit board 线路板	1	
13	4000412001	Spacer bush 隔套	4	
14	1801106001	Contactor 接触器	1	
15	2000407010	Fuse 保险丝	1	
16	1000407016	Fuse seat 保险丝座	1	
17	1501106001	Steering controller 转向控制器	1	
18	0301031001	Screw 螺钉	4	

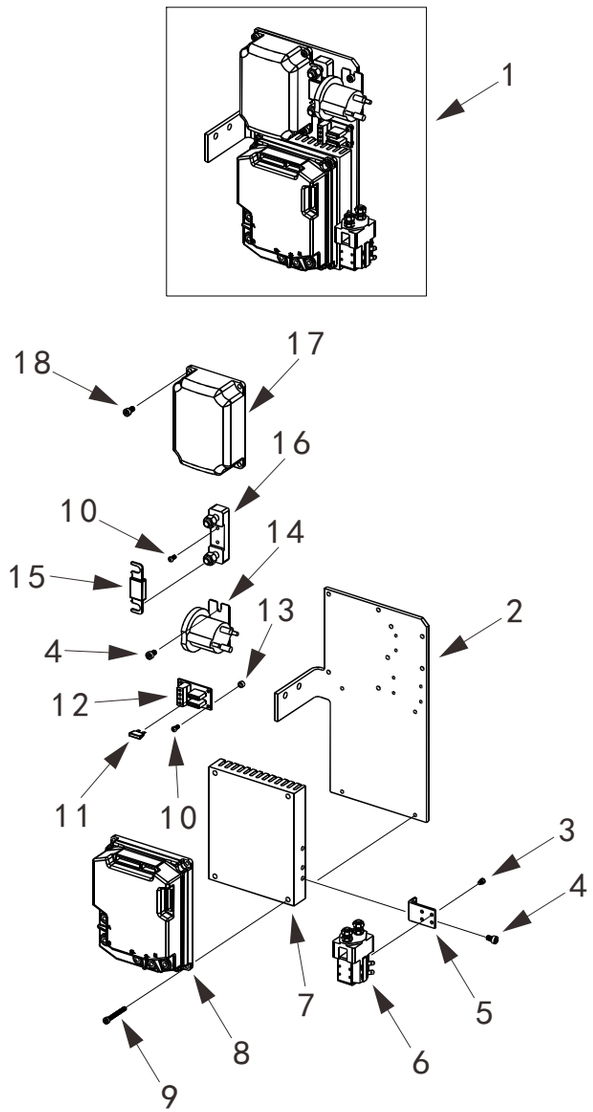

kupit-shtabeler.ru

图21/FIG. 21 叉架/FORKED FRAME

序号 Item No	图号 Part No	零部件名称 Description	件数 Q'ty	备注 Remark
01	2000512002	Bearing 自润滑轴承	4	
02	4700611001	Set 活塞杆接头	1	
03	1500902001	Pin 销	2	
04	4701323001	Compound bearing 托臂	1	
05	4701313001	Shaft 轴	1	
06	4000813002	Shaft 轴	2	
07	4000213001	Shaft 轴	2	
08	4000813003	Shaft 轴	2	
09	4000218002	Wheel fork 轮架	2	

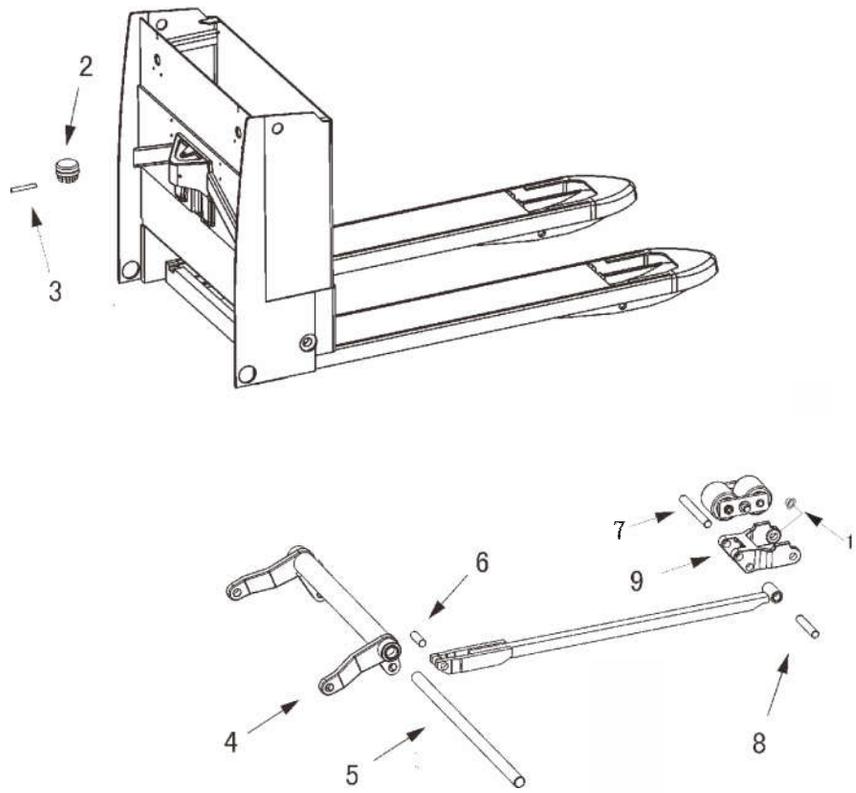

kupit-shtabeler.ru

图22/FIG.22 单轮总成/SINGLE WHEEL ASSEMBLY

序号 Item No	图号 Part No	零部件名称 Description	件数 Q'ty	备注 Remark
01	1000225002	Screw 锥端紧定螺钉	1	
02	2000305001	Dust ring 防尘圈	2	
03	2000312001	Bush 挡圈	2	
04	1000313001	Shaft 轴	1	
05	1000320002	Bearing 轴承	2	
06	1000332001	Single wheel 单轮	1	

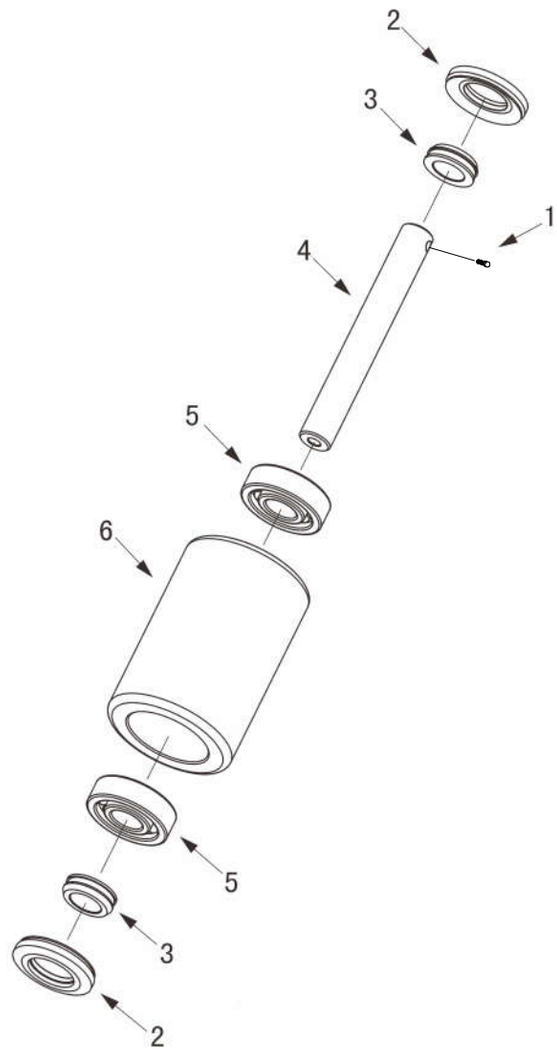

kupit-shtabeler.ru

图23/FIG.23 双轮总成/DOUBLE WHEEL ASSEMBLY

序号 Item No	图号 Part No	零部件名称 Description	件数 Q'ty	备注 Remark
01	1000332004	Loading wheel 前双轮	2	
02	1000312003	Tube 套管	2	
03	1000320002	Bearing 轴承	2	
04	2000305001	Seal 密封圈	4	
05	2000312001	Ring 挡套	4	
06	1000302001	Plate 轮架夹板	2	
07	1000339002	Nut 螺母	2	
08	1000325003	Screw 螺栓	2	

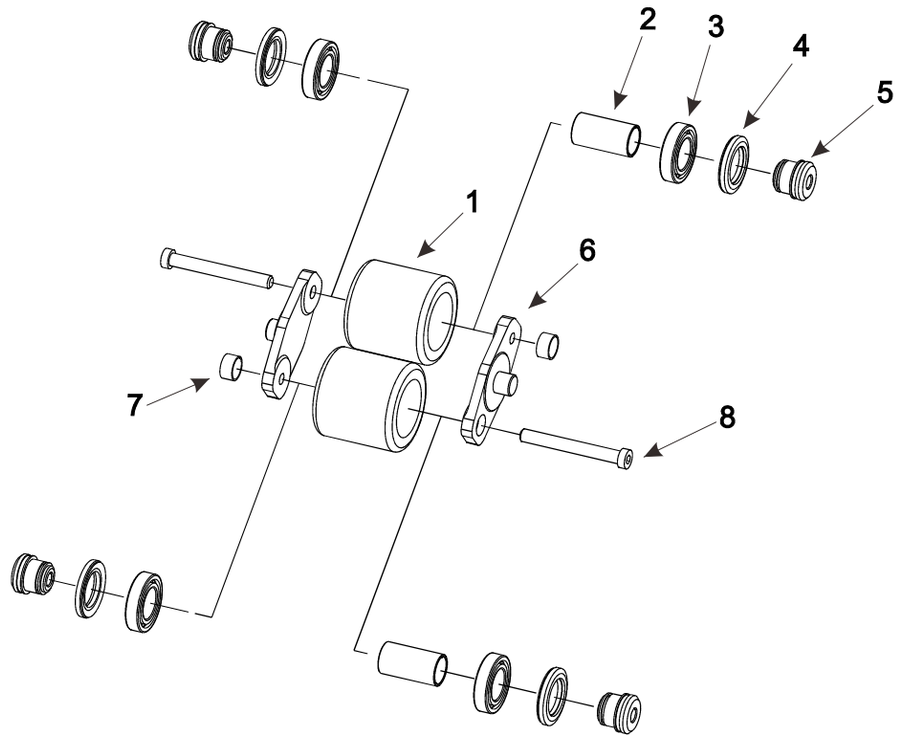

kupit-shtabeler.ru

图24/FIG.24 叉架/FORKED FRAME

序号 Item No	图号 Part No	零部件名称 Description		件数 Q'ty	备注 Remark
01	1501324002	Forked frame(685x1150)	叉架(685x1150)	1	
	1501324003	Forked frame(685x1200)	叉架(685x1200)	1	
	1501324004	Forked frame(540x1150)	叉架(540x1150)	1	
	1501324005	Forked frame(540x1220)	叉架(540x1200)	1	
	1501324006	Forked frame(685x915)	叉架(685x915)	1	
	1501324007	Forked frame(685x1000)	叉架(685x1000)	1	
	1501324008	Forked frame(600x1200)	叉架(600x1200)	1	
	1501324009	Forked frame(600x1150)	叉架(600x1150)	1	
	1501324010	Forked frame(570x1150)	叉架(570x1150)	1	
	1501324011	Forked frame(685x1500)	叉架(685x1500)	1	
	1501324012	Forked frame(685x980)	叉架(685x980)	1	
	1501324013	Forked frame(570x1200)	叉架(570x1200)	1	
	1501324014	Forked frame(600x1300)	叉架(600x1300)	1	
	1501324015	Forked frame(540x980)	叉架(540x980)	1	
	1501324016	Forked frame(600x1500)	叉架(600x1500)	1	
	1501324017	Forked frame(570x1000)	叉架(570x1000)	1	
	1501324018	Forked frame(685x1150)	叉架(685x1150)	1	
	1501324019	Forked frame(570x980)	叉架(570x980)	1	
	1501324020	Forked frame(560x1150)	叉架(560x1150)	1	
	1501324021	Forked frame(540x2350)	叉架(540x2350)	1	
	1501324022	Forked frame(550x1150)	叉架(550x1150)	1	
	1501324023	Forked frame(540x1500)	叉架(540x1500)	1	
	1501324024	Forked frame(520x1200)	叉架(520x1200)	1	
	1501324025	Forked frame(540x1450)	叉架(540x1450)	1	
	1501324026	Forked frame(500x1150)	叉架(500x1150)	1	
	1501324027	Forked frame(500x1200)	叉架(500x1200)	1	
	1501324028	Forked frame(720x1070)	叉架(720x1070)	1	
	1501324029	Forked frame(540x1000)	叉架(540x1000)	1	
	1501324030	Forked frame(520x1150)	叉架(520x1150)	1	

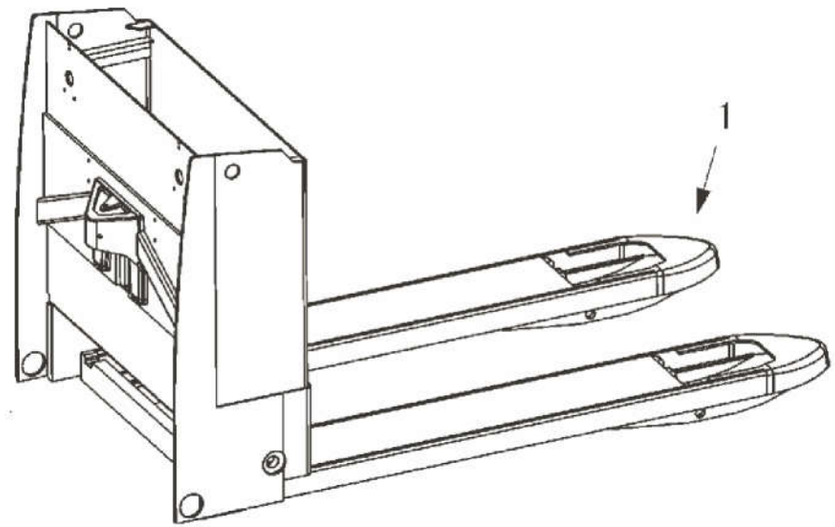

kupit-shtabeler.ru

图25/FIG.25 连杆/LINK

序号 Item No	图号 Part No	零部件名称 Description		件数 Q'ty	备注 Remark
01	1501322001	Enhance Link(1500)	连杆(1500)	1	
	1501322002	Enhance Link(1600)	连杆(1600)	1	
	1501322003	Enhance Link(1700)	连杆(1700)	1	
	1501322004	Enhance Link(2350)	连杆(2350)	1	
	4000822001	Link(1150)	连杆(2200)	1	
	4000822002	Link(1600)	连杆(1600)	1	
	4000822003	Link(960)	连杆(1520)	1	
	4000822004	Link(1000)	连杆(2000)	1	
	4000822005	Link(1500)	连杆(1000)	1	
	4000822006	Link(1400)	连杆(1300)	1	
	4000822007	Link(1070)	连杆(1400)	1	
	4000822009	Link(2200)	连杆(1570)	1	
	4000822010	Link(1300)	连杆(980)	1	
	4000822011	Link(1150)	连杆(2200)	1	
	4000822012	Link(980)	连杆(1350)	1	
	4000822013	Link(915)	连杆(1220)	1	
	4000822014	Link(2350)	连杆(1600)	1	
	4000822015	Link(1450)	连杆(1100)	1	
	4000822016	Link(1500)	连杆(800)	1	

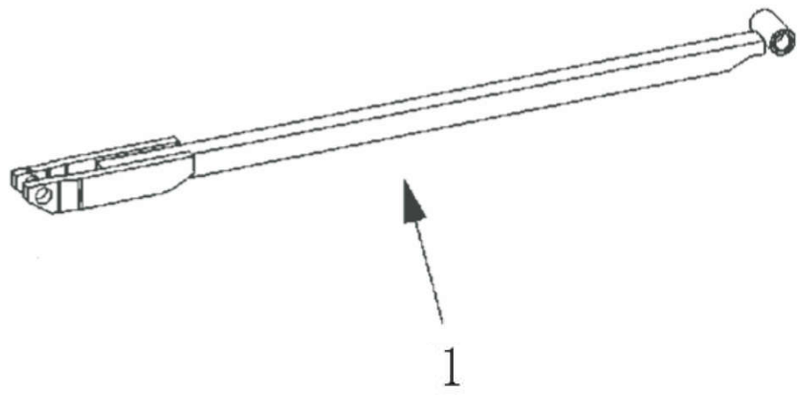

25

kupit-shtabeler.ru

图26/FIG.26 外壳/COMPARTMENT

序号 Item No	图号 Part No	零部件名称 Description	件数 Q'ty	备注 Remark
01	2000407001	Emergency stop button(big) 紧急制动开关(大)	1	
	1000407017	Emergency stop button(small) 紧急制动开关(小)	1	
02	2001116002	Battery indicator(no calculagraph) 电量表(不带计时器)	1	
03	1801116001	Key 钥匙开关	1	
04	1500908001	Veil 面罩	1	
05	1500908002	Veil 面罩	1	
06	4300934001	Gripe 手把座	1	
07	1500908003	Veil 面罩	1	
08	1500902002	Gemel 铰链	1	
09	2000541002	Screw 螺钉	1	

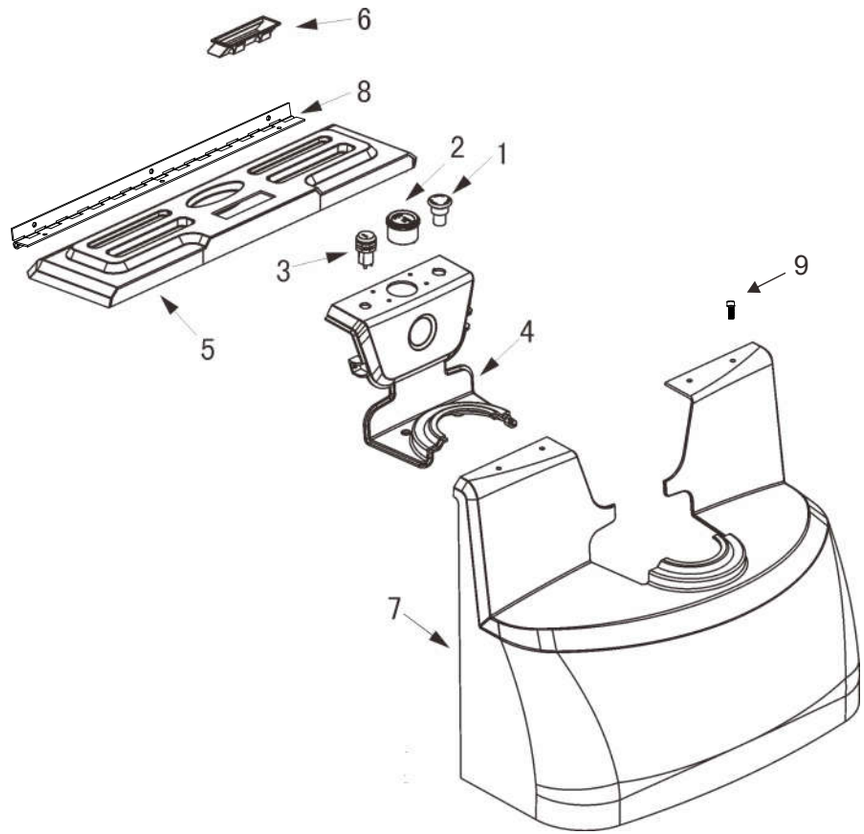

kupit-shtabeler.ru

图27/FIG.27 电池组件/BATTERY ASSEMBLY

序号 Item No	图 号 Part No	零部件名称 Description	件数 Q'ty	备 注 Remark
01	2001100021	Charger (220V Europe criterion) 欧标充电器	1	
	2001100022	Charger (220V USA criterion) 美标充电器		
	2001100023	Charger (220V Australia criterion) 澳标充电器		
	2001100024	Charger (220V Eng criterion) 英标充电器		
	2001100026	Charger (110V USA criterion) 美标充电器		
	2001100027	Charger (110V Australia criterion) 澳标充电器		
	2001100028	Charger (110V Eng criterion) 英标充电器		
	2001100029	Charger (110V Europe criterion) 欧标充电器		
02	1501100005	Flying rings 充电线	1	
03	1001100003	Battery(210Ah) 电瓶	1	
04	2000830001	Screw 防松螺栓	2	
05	2000937002	Washer 平垫圈	2	
	2000937003	Washer 弹簧垫圈	2	
06	1000239002	Nut 螺母	2	
07	4601108001	Cover 电线座盖	1	

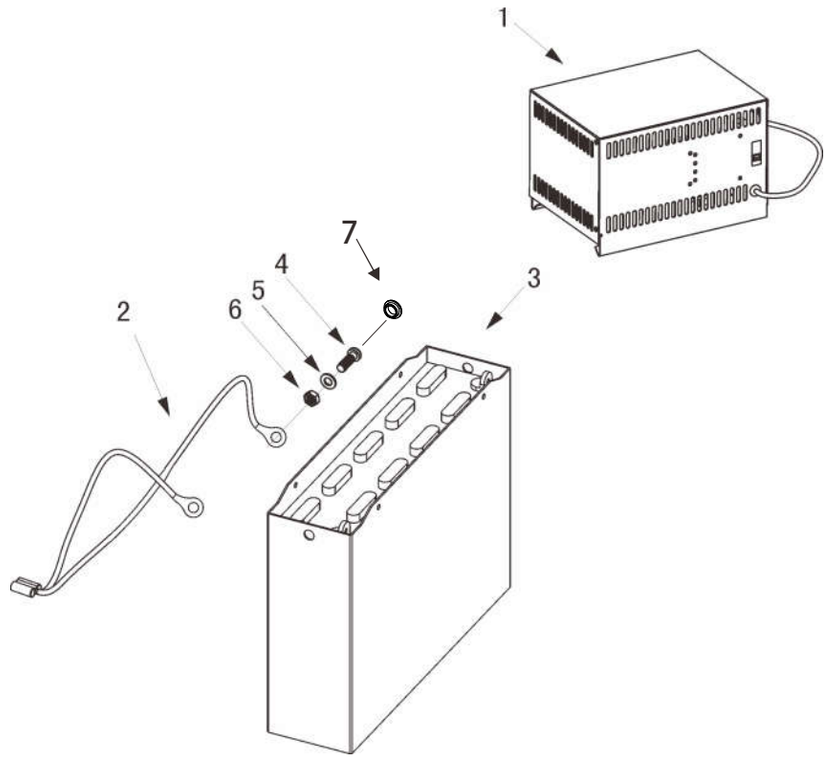

kupit-shtabeler.ru

图28/FIG.28 内置电池组件/BUILT-IN BATTERY ASSEMBLY

序号 Item No	图号 Part No	零部件名称 Description	件数 Q'ty	备注 Remark
01	2001100021	Charger (220V Europe criterion) 欧标充电器	1	
	2001100022	Charger (220V USA criterion) 美标充电器		
	2001100023	Charger (220V Australia criterion) 澳标充电器		
	2001100024	Charger (220V Eng criterion) 英标充电器		
	2001100026	Charger (110V USA criterion) 美标充电器		
	2001100027	Charger (110V Australia criterion) 澳标充电器		
	2001100028	Charger (110V Eng criterion) 英标充电器		
	2001100029	Charger (110V Europe criterion) 欧标充电器		
02	1501100005	Flying rings 充电线	1	
03	1501102001	Battery case shell 电瓶箱外壳	1	
04	2000830001	Screw 防松螺栓	2	
05	2000937002	Washer 平垫圈	2	
	2000937003	Washer 弹簧垫圈	2	
06	1000239002	Nut 螺母	2	
07	4601108001	Cover 电线座盖	1	
08	6001100009	Battery 电瓶	4	

