kupit-shtabeler.ru

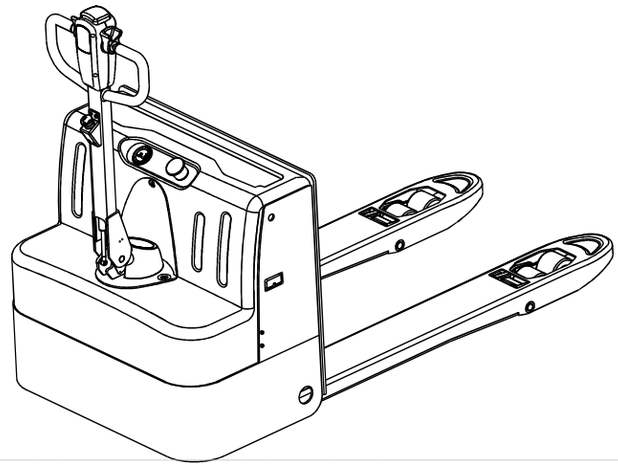

CBD20-180E电动托盘搬运车

kupit-shtabeler.ru

本零件目录汇集了2t电动托盘搬运车的零部件

查询方法

步骤一：在检索目录中找到系统或总成该图所在页次并翻至所标页次，找到该图；

步骤二：在其图中找出所需零部件，以及它所标注的序号；

步骤三：根据这个序号，在其后附表中可以查到系统或零件的详细信息。

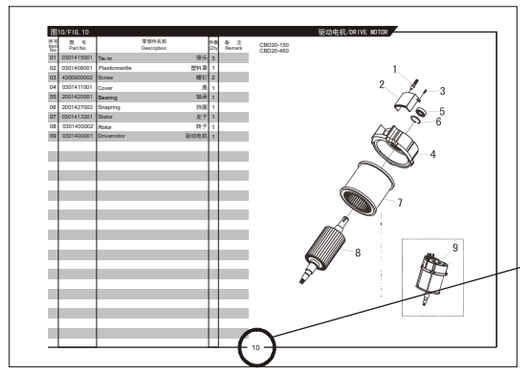

订购零部件时，务请写清叉车的型号、出厂编号、所需零部件的图号及订购数量

在维修时，请使用正规渠道提供的本公司零部件，以确保叉车质量

本零件目录如有更改，恕不另行通知

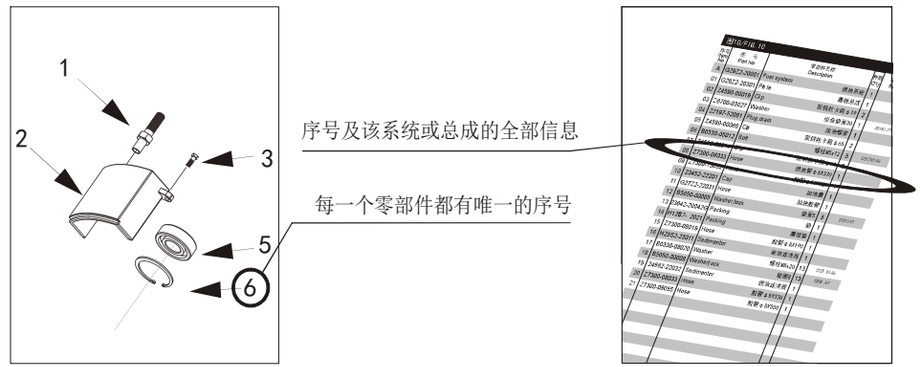

叉车型号说明

C B D 20-180E

产品配置号	
2吨	
电动	
托盘搬运车	

具体车型

CBD20-180E

kupit-shtabeler.ru

THIS PARTS CATALOGUE COVERS PARTS IN THE MOST OF 2 TON ELECTRIC PALLET TRUCKS

Indexing Way

Step1:Finding out the page for the system or assembly required from the indexing contents and turn to the required page, finding out the concerned drawing;

Step2:From the detail drawing,find out the parts and their item numbers.

Step3:According to these item numbers, find out details of these parts of the system or assembly from attached table.

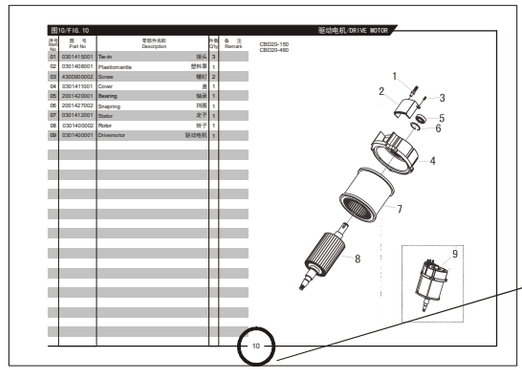

When ordering the parts or components,please indicate the model and series number of the your forklift truck,the drawing number of parts or components you require and their quantity.

When you replace parts or components,please apply the real goods made by our company to ensure the truck's guality.

We reserve modification right without notice Designations in the CATALOGUE

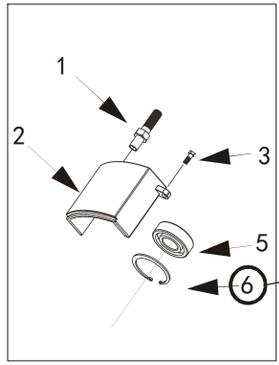

According to these item numbers, find out details of hese parts or the system from attached table.

Every part or componet in the drawing is expressed with only item number

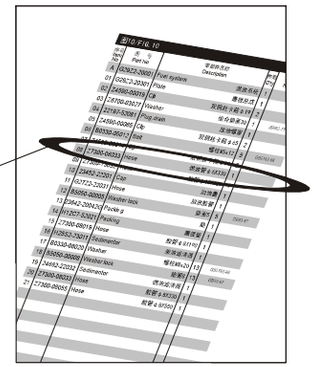

C B D 20-180E

Configuration Number	
2 ton capacity	
Electric	
pallet trucks	

The following trucks

CBD20-180E

kupit-shtabeler.ru

目录/INDEX

图1 转向操纵系统 1 Fig.1 Steering control system
图2 控制盒总成 2 Fig.2 Switch box assembly
图3 控制盒总成 3 Fig.3 Switch box assembly
图4 驱动系统 4 Fig.4 Driving system
图5 直流驱动总成 5 Fig.5 DC driving assembly
图6 变速箱总成 6 Fig.6 Gear box assembly
图7 变速箱总成 7 Fig.7 Gear box assembly
图8 液压系统 8 Fig.8 Hydraulic system
图9 油缸总成 9 Fig.9 Cylinder assembly
图10 机架系统 10 Fig.10 Frame system
图11 万向轮总成 11 Fig.11 Balance wheel assembly
图12 配电板总成 12 Fig.12 Electric panel assembly
图13 叉架&双轮 13 Fig.13 Forked frame & Double wheel
图14 双轮总成 14 Fig.14 Double wheel assembly
图15 电池组件 15 Fig.15 Battery assembly

kupit-shtabeler.ru

图1/FIG.1 转向操纵系统/STEERING CONTROL SYSTEM

序号 Item No	图号 Part No	零部件名称 Description		件数 Q'ty	备注 Remark
A	**1900500001**	**Handle box assembly**	手柄盒总成	1	
01	2001431001	Screw	螺钉	4	
02	1900517003	Cover	手柄后盖	1	
03	1900517022	Head	堵头	2	
04	15H0502001	Handle	手柄	1	
05	5100431001	Screw	螺钉	8	
06	1900507001	Key	钥匙	1	
07	1900529001	Key mounting seat	钥匙安装座	1	
08	1900506001	Approach switch	接近开关	1	
09	1000441007	Screw	螺钉	2	
10	2000527002	Circlip	挡圈	1	
11	2000500007	Air spring	气弹簧	1	
12	1700513006	Shaft	转轴	1	
13	1900731001	Screw	螺钉	1	
14	4700333001	Pin	卡销	1	
15	1900513001	Shaft	转轴	1	
16	0301031001	Screw	螺钉	4	
17	1900534001	Limit block	防撞块	1	
18	1900520001	Bearing	自润滑轴承	2	
19	15H0502002	Handle socket	手柄座	1	
20	1001031003	Screw	螺钉	3	
21	15H0508001	Cover	手柄座盖	1	

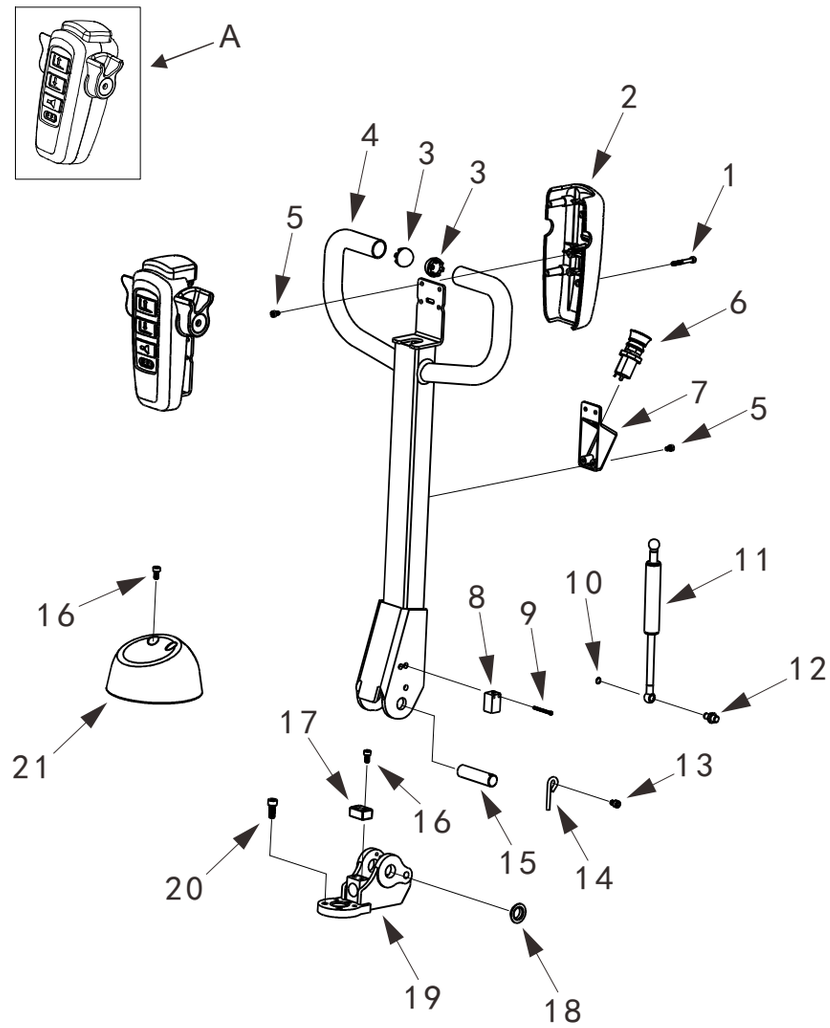

1

kupit-shtabeler.ru

图2/FIG.2 控制盒总成/SWITCH BOX ASSEMBLY

序号 Item No	图号 Part No	零部件名称 Description	件数 Q'ty	备注 Remark
01	1900517007	control knob 控制手柄	2	
02	1900517004	Cover 手柄前盖	1	
03	1900517008	Emergency reverser button cover紧急换向按钮盖	1	
04	1900517009	Spring 弹簧	2	
05	1900517002	Cam 凸轮	1	
06	1900517010	Bearing 轴承	2	
07	1900517011	Screw 螺钉	2	
08	1900517013	Push road 推杆	1	
09	2000519004	Spring 弹簧	1	
10	1900517012	Supporting 支撑座	1	
11	1900517014	Screw 螺钉	6	
12	1900517005	Pressure plate 手柄大压板	1	
13	1900517024	Circuit board 线路板	1	
14	1900517016	Screw 螺钉	4	
15	1900517017	Magnetic shaft 磁钢	1	

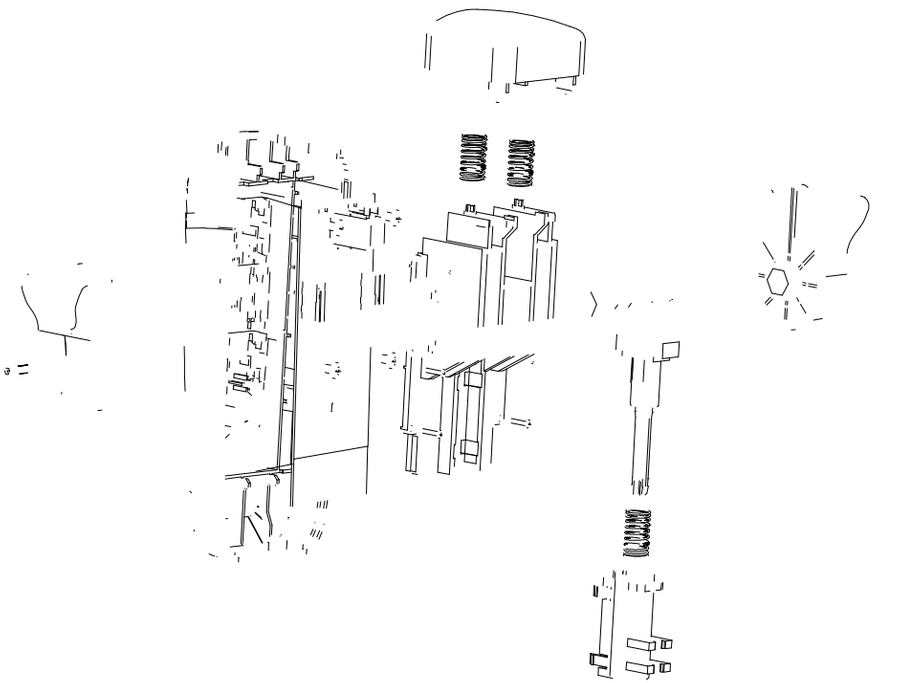

2

kupit-shtabeler.ru

图3/FIG.3 控制盒总成/SWITCH BOX ASSEMBLY

序号 Item No	图 号 Part No	零部件名称 Description	件数 Q'ty	备 注 Remark
01	1900517018	Lift button 起升按钮	1	
02	1900517004	Cover 手柄前盖	1	
03	1900517021	Spring 弹簧	6	
04	1900517017	Trumpet button 喇叭按钮	1	
05	1900517019	Down button 下降按钮	1	

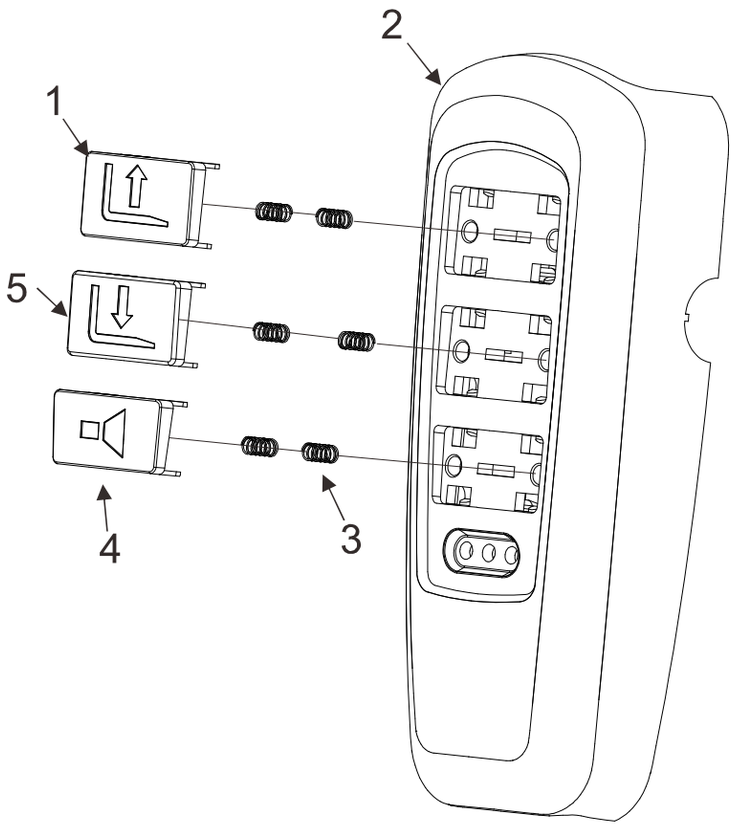

kupit-shtabeler.ru

图4/FIG.4 驱动系统/DRIVING SYSTEM

序号 Item No	图号 Part No	零部件名称 Description	件数 Q'ty	备注 Remark
01	2000830002	Bolt 螺栓	6	
02	15H0327001	Snap ring 轴用挡圈	1	
03	1700320004	Bearing 轴承	2	
04	15H0302001	Connection block 连接块	1	
05	15H0331001	Screw 螺钉	2	
06	15H0334001	Wire saddle 线套	1	
07	15H0331002	Screw 螺钉	1	
08	1000339001	Nut 螺母	1	
09	15H0331003	Screw 螺钉	3	
10	15H0302002	Connector 连接座	1	
11	07G0100003	DC driving system 直流驱动系统	1	

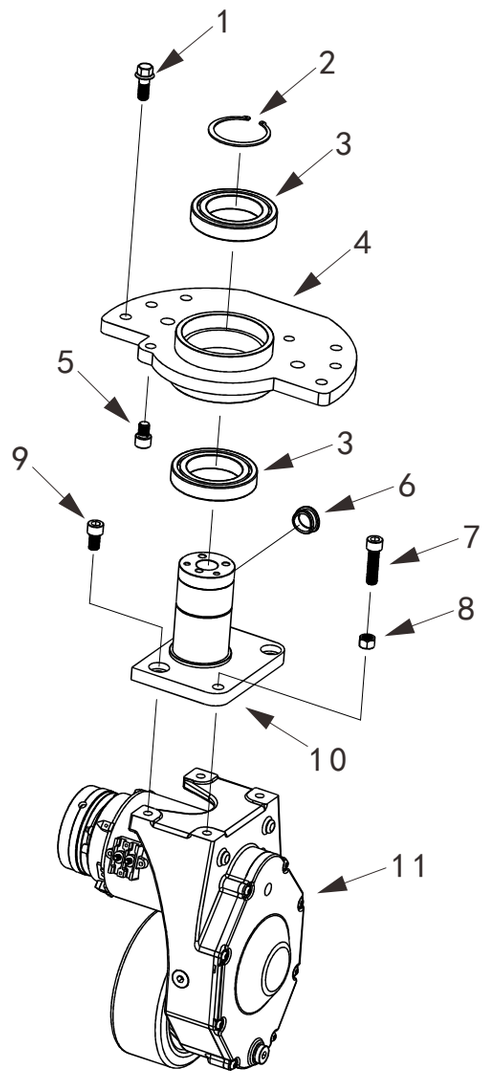

4

kupit-shtabeler.ru

图5/FIG.5 直流驱动总成/DC DRIVING ASSEMBLY

序号 Item No	图号 Part No	零部件名称 Description	件数 Q'ty	备注 Remark
01	07G0100003	Transmission support 变速箱总成	1	
02	07G0121001	Gear 齿轮	1	
03	07G0128001	O-ring 0型圈	1	
04	6000133001	Flat key 平键	1	
05	07G0107003	DC motor assembly 直流电机总成	1	
06	1700104001	Lfat key 平键	1	
07	6001427001	Ring 挡圈	1	
08	2001037001	Spring washer 弹垫	4	
09	1001031003	Screw 螺钉	4	
10	07G0300001	Brake support 刹车总成	1	

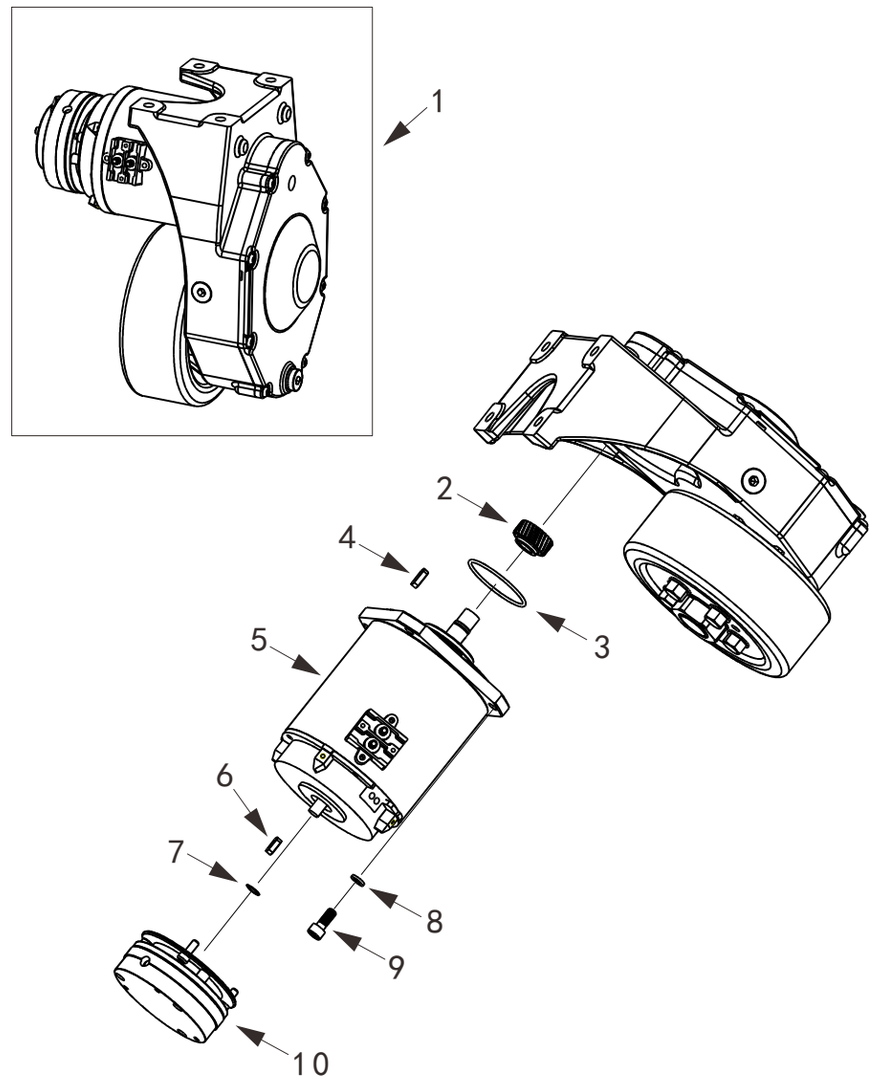

5

kupit-shtabeler.ru

图6/FIG.6 变速箱总成/GEAR BOX ASSEMBLY

序号 Item No	图号 Part No	零部件名称 Description	件数 Q'ty	备注 Remark
01	07G0126001	Gear box 齿轮箱体	1	
02	07G0133001	Pin 圆柱销	2	
03	2001420001	Bearing 轴承	2	
04	07G0121002	Gear 齿轴	1	
05	07G0133002	Flat key 平键	1	
06	07G0121003	Gear 齿轮	1	
07	07G0120001	Bearing 轴承	1	
08	1000441006	Screw 螺钉	8	
09	07G0125001	Screw 螺塞	2	
10	07G0111001	Sider cover 箱体侧盖	1	
11	07G0121004	Gear 齿轴	1	
12	07G0133003	Flat key 平键	2	
13	07G0120002	Bearing 轴承	1	

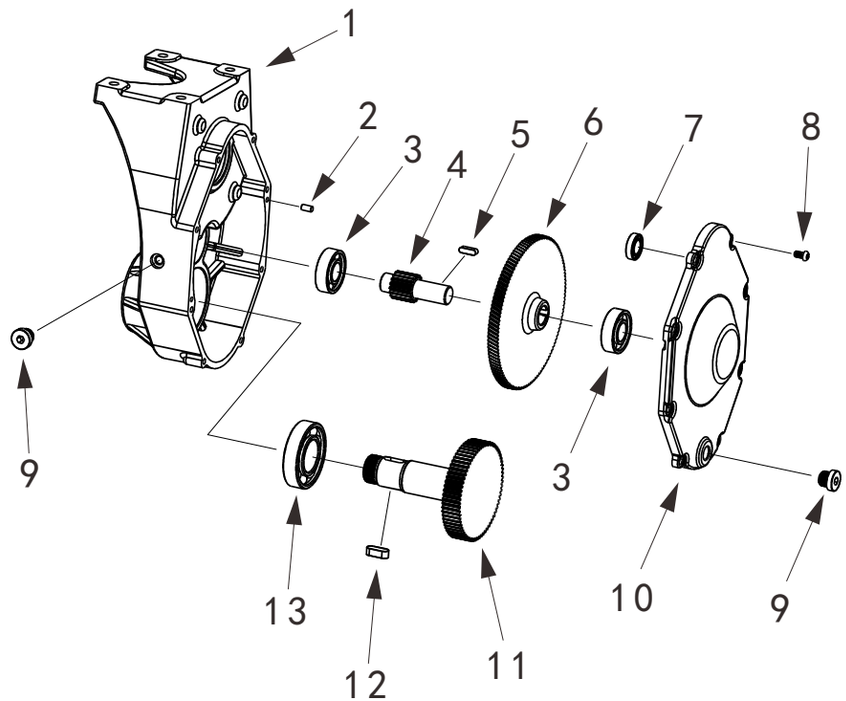

6

kupit-shtabeler.ru

图7/FIG.7 变速箱总成/GEAR BOX ASSEMBLY

序号 Item No	图号 Part No	零部件名称 Description	件数 Q'ty	备注 Remark
01	07G0112001	Spacer bush 隔套	1	
02	07G0120002	Bearing 轴承	1	
03	07G0105001	Sealing ring 密封圈	1	
04	07G0128002	O-ring 0型圈	1	
05	07G0112002	Bush 密封套	1	
06	07G0109001	Dust ring 内挡防尘圈	1	
07	07G0110001	Connection panel 连接盘	1	
08	07G0109002	Dust ring 外挡防尘圈	1	
09	07G0332001	Wheels 大轮	1	
10	07G0325001	Screw 螺钉	5	
11	9600704001	Set screw 紧定螺钉	2	
12	07G0139001	Nut 螺母	1	

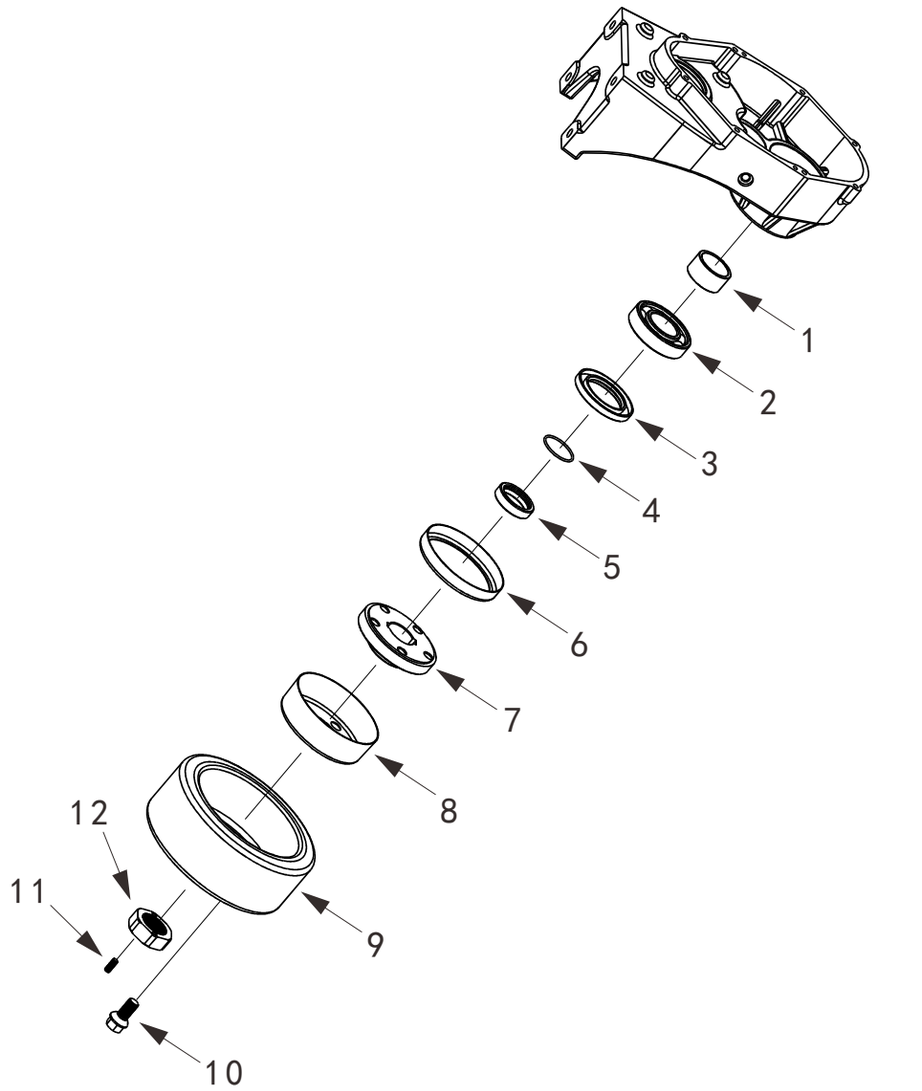

7

kupit-shtabeler.ru

图8/FIG.8 液压系统/HYDRAULIC SYSTEM

序号 Item No	图号 Part No	零部件名称 Description	件数 Q'ty	备注 Remark
01	1700600003	Hydraulic unit 液压单元	1	
02	1001031002	Screw 螺钉	4	
03	4000231002	Screw 螺钉	6	
04	15H0635001	Plate 安装板	1	
05	15H0625001	Screw 螺钉	1	
06	5200731001	Screw 螺钉	8	
07	15H0600001	Cylinder assembly 油缸总成	1	
08	2000603011	Washer 垫圈	1	
09	3500603010	Joint 接头	1	
10	15H0614001	Oil pipe 油管	1	
11	1000628002	O ring 0型圈	1	
12	1700602002	Oil tank clamp ring 油箱夹圈	2	
13	1700605002	O ring 0型圈	1	
14	1700600011	Oil-filter screen 滤油网	1	
15	1700608001	Tank 油箱	1	

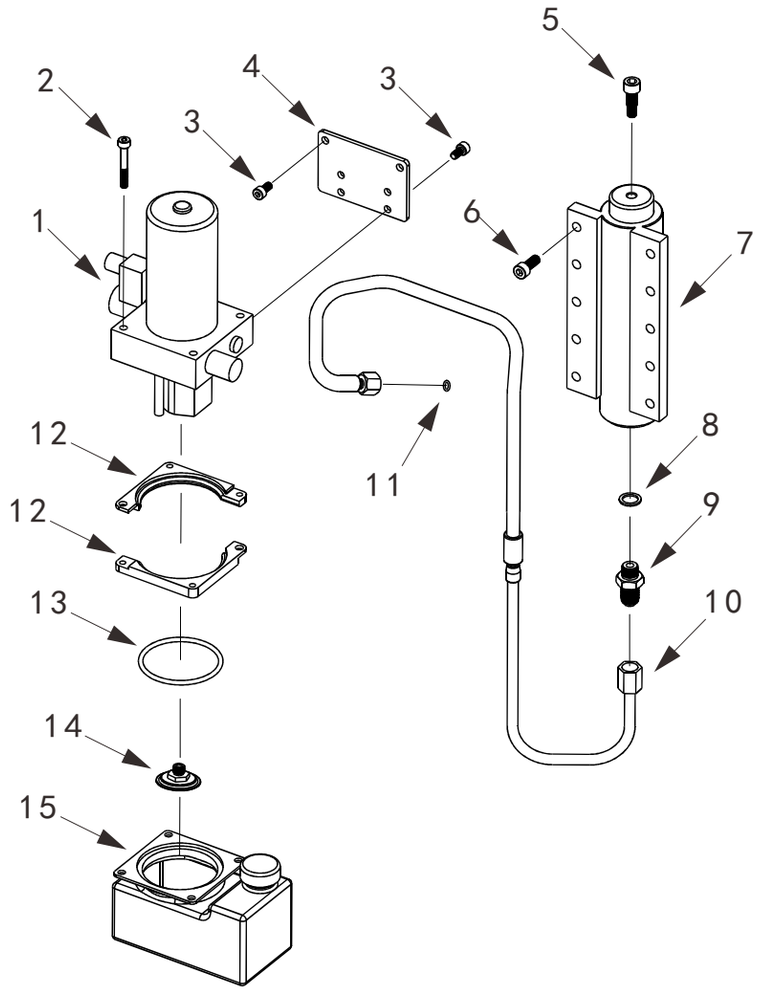

kupit-shtabeler.ru

图9/FIG.9 油缸总成/CYLINDER ASSEMBLY

序号 Item No	图号 Part No	零部件名称 Description	件数 Q'ty	备注 Remark
01	15H0600001	Cylinder assembly 油缸总成	1	
02	2800605002	Dust ring 防尘圈	1	
03	2800605001	Seal washer 密封圈	1	
04	4700612001	Support ring 支承环	2	

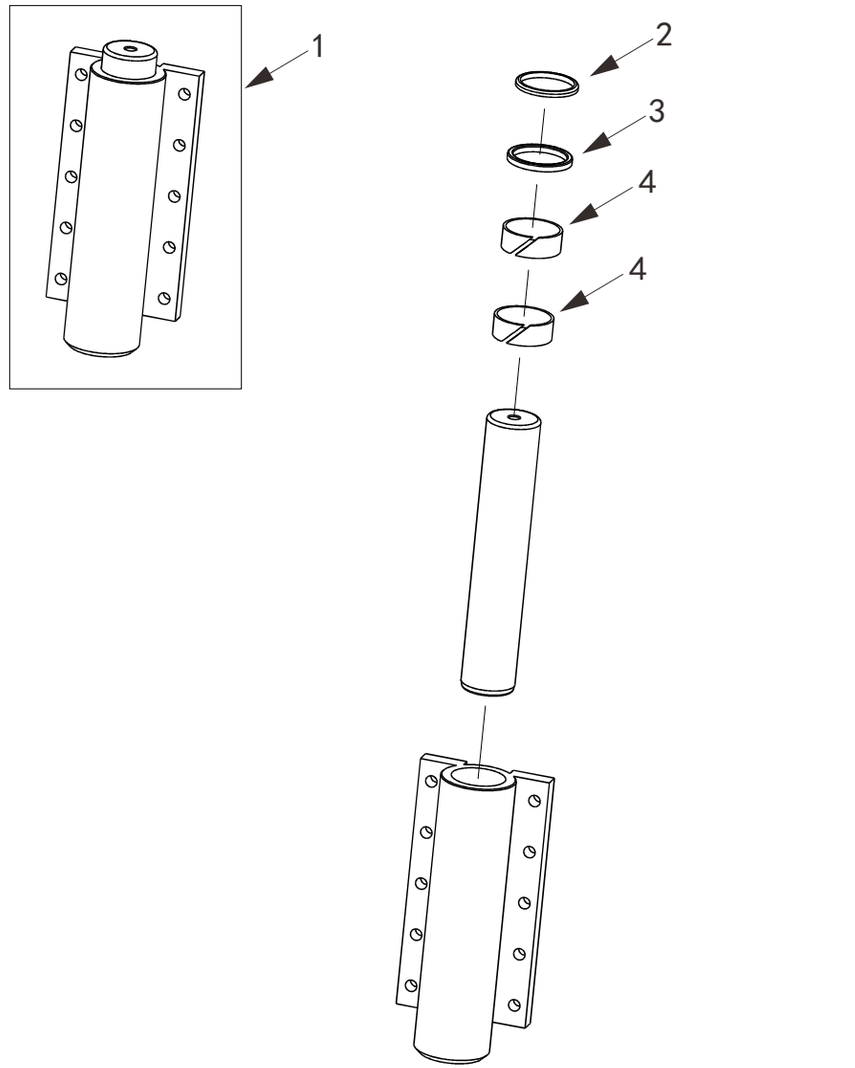

9

kupit-shtabeler.ru

图10/FIG.10 机架系统/FRAME SYSTEM

序号 Item No	图号 Part No	零部件名称 Description	件数 Q'ty	备注 Remark
01	0301031001	Screw 螺钉	2	
02	15H0908001	Veil 面罩	1	
03	4100731001	Screw 螺钉	4	
04	15H0935001	Plate 固定板	2	
05	6000435002	Battery stopper 电瓶挡块	2	
06	2000931006	Screw 螺钉	4	
07	1000407002	Microswitch 微动开关	1	
08	1700704003	Screw 螺钉	2	
09	2001116002	Battery indicator 电量表	1	
10	2000407001	Emergency stop switch 紧急停止开关	1	
11	1000131001	Screw 螺钉	2	
12	15H0735001	Mounting plate 安装板	1	
13	15H0702001	Frame 机架	1	
14	15H0735002	Plate 固定板	1	
15	15H0735003	Mounting plate 安装板	1	
16	4000831001	Screw 螺钉	5	
17	1500732002	Balance wheel assembly 万向轮总成	2	
18	15H0735004	Mount 安装座	2	
19	15H0908002	Middle veil 中间面罩	1	

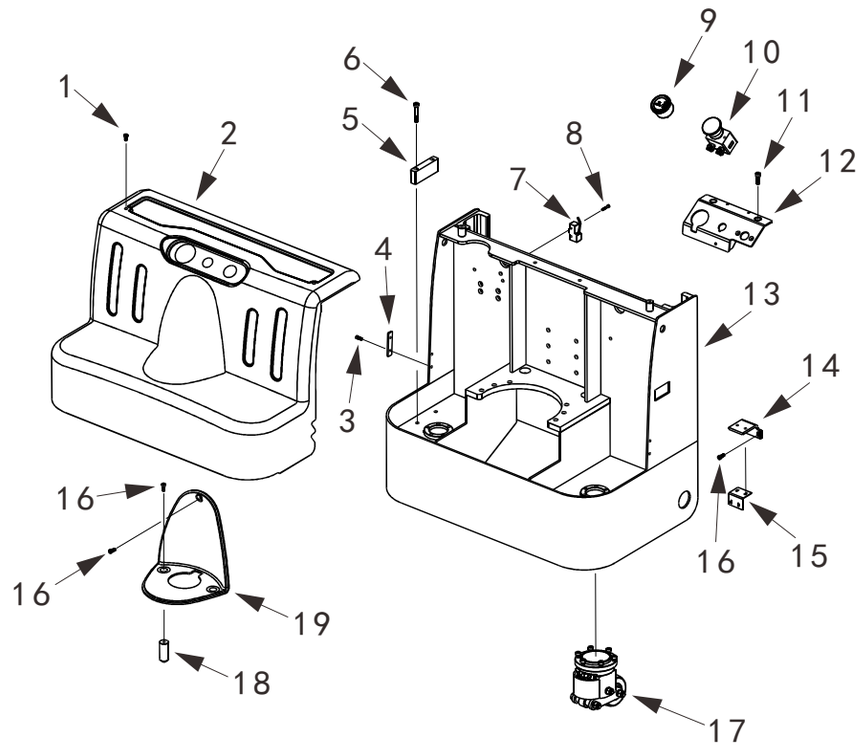

10

kupit-shtabeler.ru

图11/FIG.11 万向轮总成/BALANCE WHEEL ASSEMBLY

序号 Item No	图 号 Part No	零部件名称 Description	件数 Q'ty	备 注 Remark
01	1500732002	Balance wheel assembly 万向轮总成	1	
02	1001031003	Screw 螺钉	6	
03	1000332002	Balance wheel 万向轮	1	

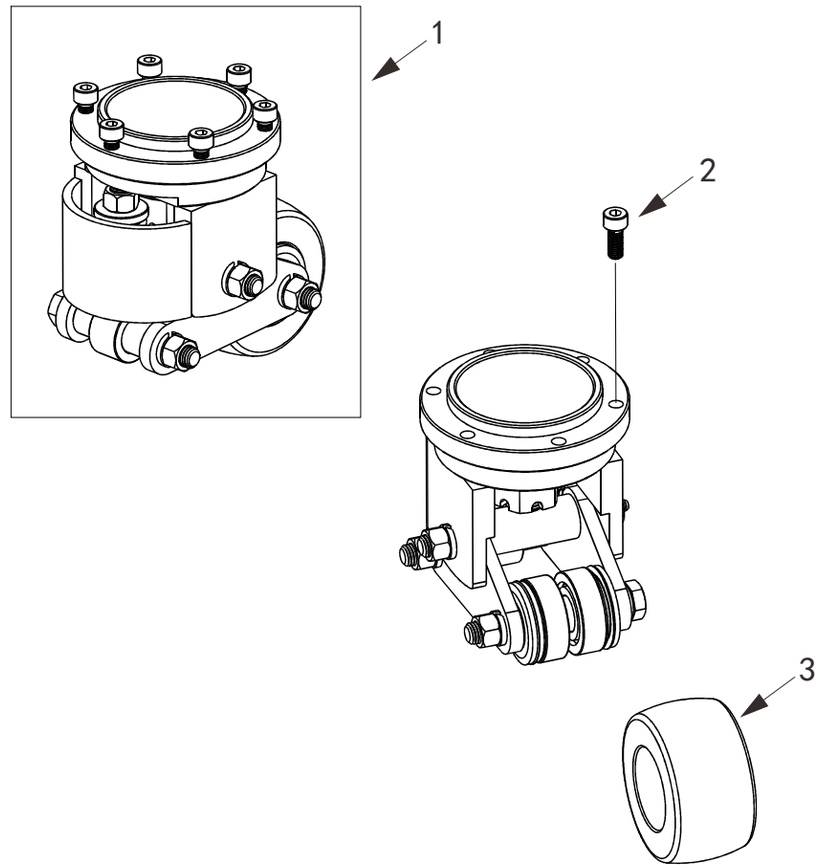

kupit-shtabeler.ru

图12/FIG.12 配电板总成/ELECTRIC PANEL ASSEMBLY

序号 Item No	图号 Part No	零部件名称 Description	件数 Q'ty	备注 Remark
01	15H0400001	Electric panel assembly 配电板总成	1	
02	15H0418001	Install plate 安装板	1	
03	1001141001	Screw 螺钉	6	
04	4601200001	Circuit board 线路板	1	
05	4000412001	Spacer bush 隔套	4	
06	1000406006	Fuse 保险丝	2	
07	1000407016	Fuse seat 保险丝座	1	
08	2000407010	Fuse 保险丝	1	
09	4000231002	Screw 螺钉	2	
10	1801106001	Contactor 接触器	1	
11	6000731001	Screw 螺钉	2	
12	07G0407001	Controller 控制器	1	
13	4100731001	Screw 螺钉	4	

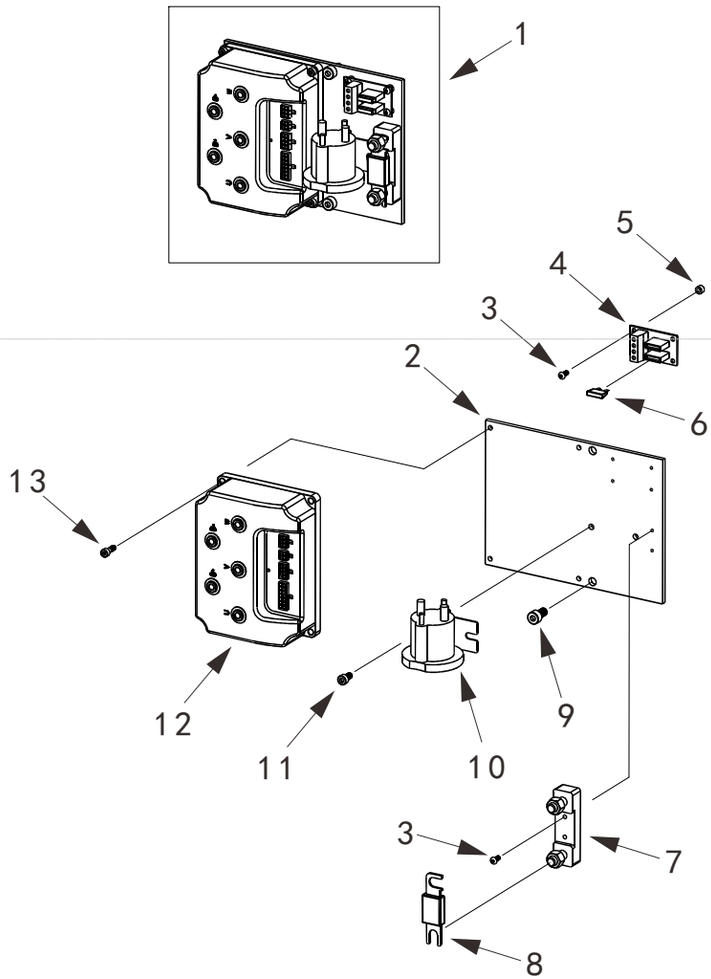

kupit-shtabeler.ru

图13/FIG.13 叉架&双轮/FORKED FRAME & DOUBLE WHEEL

序号 Item No	图号 Part No	零部件名称 Description	件数 Q'ty	备注 Remark
01	4000231002	Screw 螺钉	6	
02	4301318003	Limit sensing block 限位感应块	1	
03	15H1302001	Forked frame(685X1150) 叉架(685X1150)	1	
04	4301334001	Sliding shaft 张紧滑块	4	
05	4301319001	Spring 小蝶簧	16	
06	8700827001	Snap ring 挡圈	4	
07	5201427001	Snap ring 挡圈	8	
08	4000320001	Bearing 轴承	4	
09	15H1314001	Idler wheel 滚轮套	4	
10	6000212002	Bearing 自润滑轴承	4	
11	15H1301001	Link(1150) 连杆(1150)	2	
12	2000536001	Spring pin 弹性销	6	
13	15H1313001	Shaft 转轴	4	
14	9700537001	Washer 垫圈	6	
15	1001031003	Screw 螺钉	2	
16	4601302002	Shaft 转轴	2	
17	4000812001	Bearing 自润滑轴承	4	
18	15H1318001	Linker arm 连接臂	2	
19	4601312001	Bearing 自润滑轴承	2	
20	4301314002	Small wheel 小滚轮	2	
21	2000536011	Spring pin 弹性销	2	
22	1700213005	Shaft 转轴	2	
23	4901337001	Washer 垫圈	4	
24	2001427001	Snap ring 挡圈	2	
25	1700213004	Shaft 转轴	2	

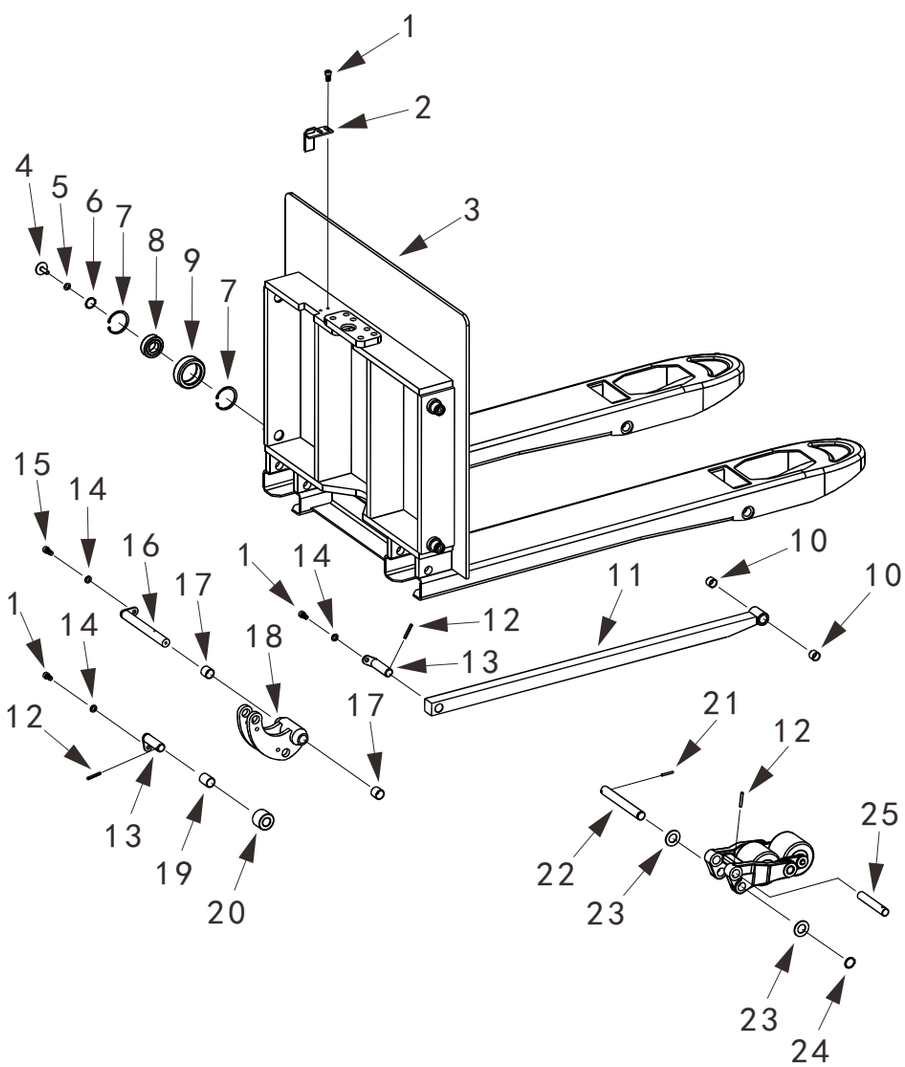

13

kupit-shtabeler.ru

图14/FIG.14 双轮总成/DOUBLE WHEEL ASSEMBLY

序号 Item No	图号 Part No	零部件名称 Description	件数 Q'ty	备注 Remark
01	1700302005	Wheel fork 轮架	1	
02	1700332002	Loading wheel 轮子	2	
03	1700314001	Axle sleeve 轴套	2	
04	1000320001	Bearing 轴承	4	
05	1700312001	Cushion 垫套	4	
06	1700325001	Screw 螺钉	2	
07	1700302006	Plate 夹板	2	
08	6000312003	Bearing 轴承	2	

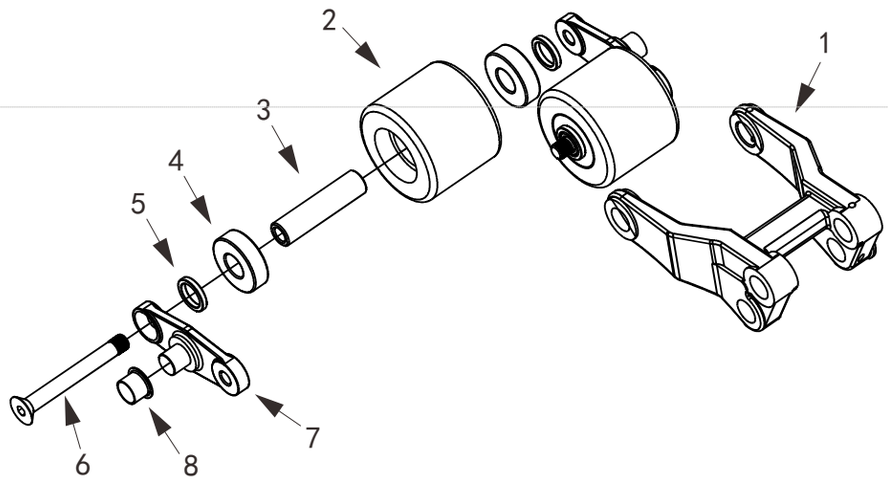

kupit-shtabeler.ru

图15/FIG.15 电池组件/BATTERY ASSEMBLY

序号 Item No	图号 Part No	零部件名称 Description	件数 Q'ty	备注 Remark
01	15H1100001	Battery(100Ah 12V) 电瓶(100Ah 12V)	2	
02	15H1108001	Charger(110V / 220V / 240V) 充电器	1	
03	15H1100002	Plug line(GB criterion) 国标充电线	1	

