kupit-shtabeler.ru

本零件目录汇集了2t电动托盘搬运车的零部件

查询方法

步骤一：在检索目录中找到系统或总成该图所在页次并翻至所标页次，找到该图；

步骤二：在其图中找出所需零部件，以及它所标注的序号；

步骤三：根据这个序号，在其后附表中可以查到系统或零件的详细信息。

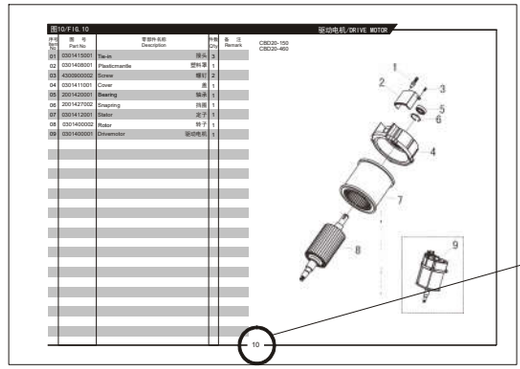

订购零部件时，务请写清叉车的型号、出厂编号、所需零部件的图号及订购数量

在维修时，请使用正规渠道提供的本公司零部件，以确保叉车质量

恕不能将本产品可能进行的零部件改进在本图册中同时修改，您可以从本公司的销售和配件公司获得最新资料

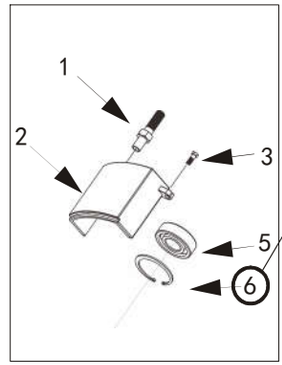

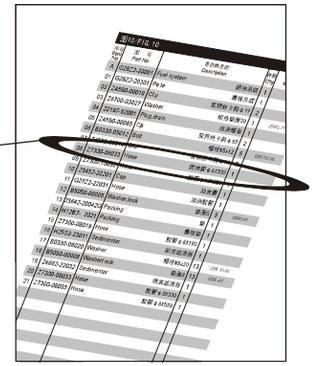

叉车型号说明

C B D 20-410

产品配置号	
2吨	
电动	
托盘搬运车	

具体车型

CBD20-410

kupit-shtabeler.ru

THIS PARTS CATALOGUE COVERS PARTS IN THE MOST OF 2 TON ELECTRIC PALLET TRUCKS

Indexing Way

Step1:Finding out the page for the system or assembly required from the indexing contents and turn to the required page, finding out the concerned drawing;

Step2:From the detail drawing,**find out the parts and** their item numbers.

Step3:According to these item numbers, **find out details** of these parts of the system or assembly from attached table.

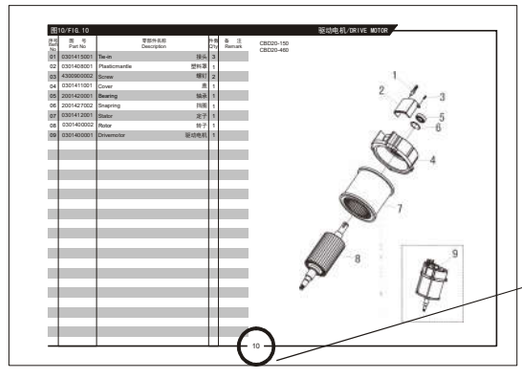

When ordering the parts or components,please indicate the model and series number of the your forklift truck,the drawing number of parts or components you require and their quantity.

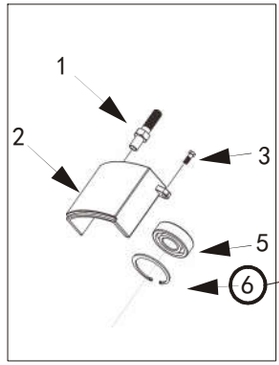

According to these item numbers, find out details of hese parts or the system from attached table.

Every part or componet in the drawing is expressed with only item number

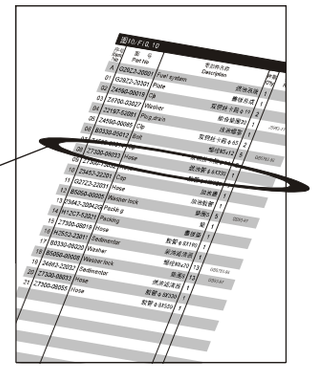

When you replace parts or components,please apply the real goods made by our company to ensure the truck's guality.

We reserve modification right without notice
Designations in the CATALOGUE

C B D 20-410

Configuration Number	
2 ton capacity	
Electric	
pallet trucks	

The following trucks

CBD20-410

kupit-shtabeler.ru

目录/INDEX

图1 转向操纵系统 1 Fig.1 Steering control system
图2 手柄总成 2 Fig.2 Handle assembly
图3 控制盒总成 3 Fig.3 Switch box assembly
图4 行走开关总成 4 Fig.4 Stepped switch assembly
图5 变速箱总成 5 Fig.5 Gear box assembly
图6 驱动电机 6 Fig.6 Driving motor
图7 液压系统 7 Fig.7 Hydraulic system
图8 液压动力单元 8 Fig.8 Hydraulic power unit
图9 车架 9 Fig.9 Frame
图10 万向轮总成 10 Fig.10 Balance wheel assembly
图11 配电板总成 11 Fig.11 Electric panel assembly
图12 萨牌配电板总成 12 Fig.12 ZAPI electric panel assembly
图13 叉架 13 Fig.13 Forked frame
图14 单轮总成 14 Fig.14 Single wheel assembly
图15 双轮总成 15 Fig.15 Double wheel assembly
图16 外壳 16 Fig.16 Compartment
图17 叉架 17 Fig.17 Forked frame
图18 保护臂 18 Fig.18 Protect arm
图19 电池组件 19 Fig.19 Battery assembly

kupit-shtabeler.ru



kupit-shtabeler.ru

图1/FIG.1 转向操纵系统/STEERING CONTROL SYSTEM

序号 Item No	图号 Part No	零部件名称 Description	件数 Q'ty	备注 Remark
01	5300500004	Handle assembly 手柄总成	1	
02	2000508001	Outer covering plate 手柄座盖板	1	
03	2000537002	Washer 垫圈	2	
04	2000541002	Screw 螺钉	2	
05	2000512002	Lubricated bush 自润滑轴承	2	
06	2000513001	Pin shaft 销轴	1	
07	2000536001	Spring pin 弹性销	1	
08	2000534003	Rubber washer 缓冲垫	1	
09	2000931004	Screw 螺钉	4	
10	2000534002	Rubber sleeve 轴套	1	
11	2000513003	Pin shaft 销轴	1	
12	2000541004	Screw 螺钉	2	
13	4300534001	Rubber sack 橡胶密封圈	1	
14	2000525004	Screw 螺钉	1	
15	2000535005	Installing plate 调整块	1	
16	2000504001	Steel ball 钢球	1	
17	2000507004	Inching switch 微动开关	1	
18	2000537003	Washer 垫圈	2	
19	2000541001	Screw 螺钉	2	
20	2000541003	Screw 螺钉	2	
21	2000537001	Washer 垫圈	2	
22	2000508002	Inner covering plate 盖板	1	
23	4300501006	Handle socket 手柄支架	1	
24	4000517004	Cannula 套管	1	
25	7300500001	Electron handgrip 电子转向	1	
26	5501221001	Gear 主动齿轮	1	
27	5500521001	Gear 被动齿轮	1	
28	9300200001	Sensor assembly 传感器总成	1	

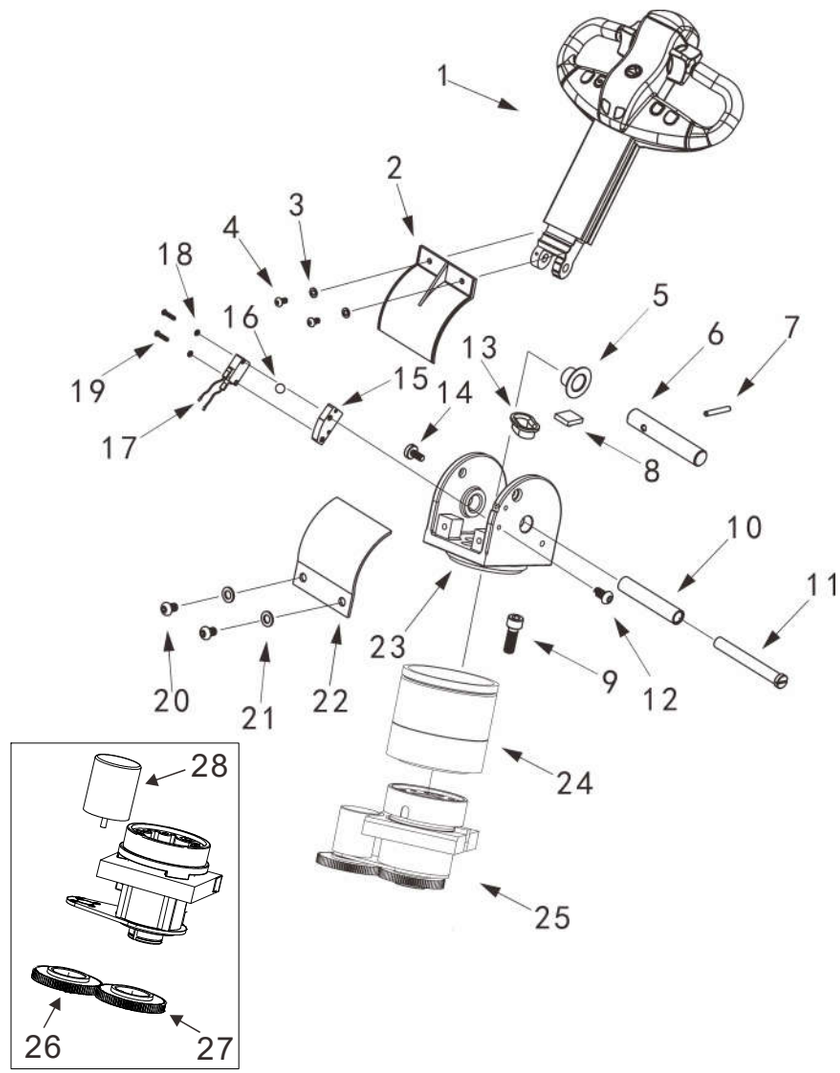

1

kupit-shtabeler.ru

图2/FIG.2 手柄总成/HANDLE ASSEMBLY

序号 Item No	图号 Part No	零部件名称 Description	件数 Q'ty	备注 Remark
01	5300500004	Handle assembly 手柄总成	1	
02	5300500002	Switch box assembly 控制盒总成	1	
03	2000442001	Screw 螺钉	4	
04	4300501004	Handle tube 铝手把	1	
05	6000502002	Pneumatic spring seat 气弹簧座	1	
06	2000525012	Joint 气弹簧球头	1	
07	4000519004	Pneumatic spring complete 气弹簧	1	
08	2000527002	Snap ring 挡圈	1	
09	2000520003	Joint 下接头	1	
10	2000525006	Shaft 轴	1	
11	1000527001	Snap ring 挡圈	1	
12	4300501003	Covering plate 盖板	1	
13	2000542001	Screw 螺钉	4	

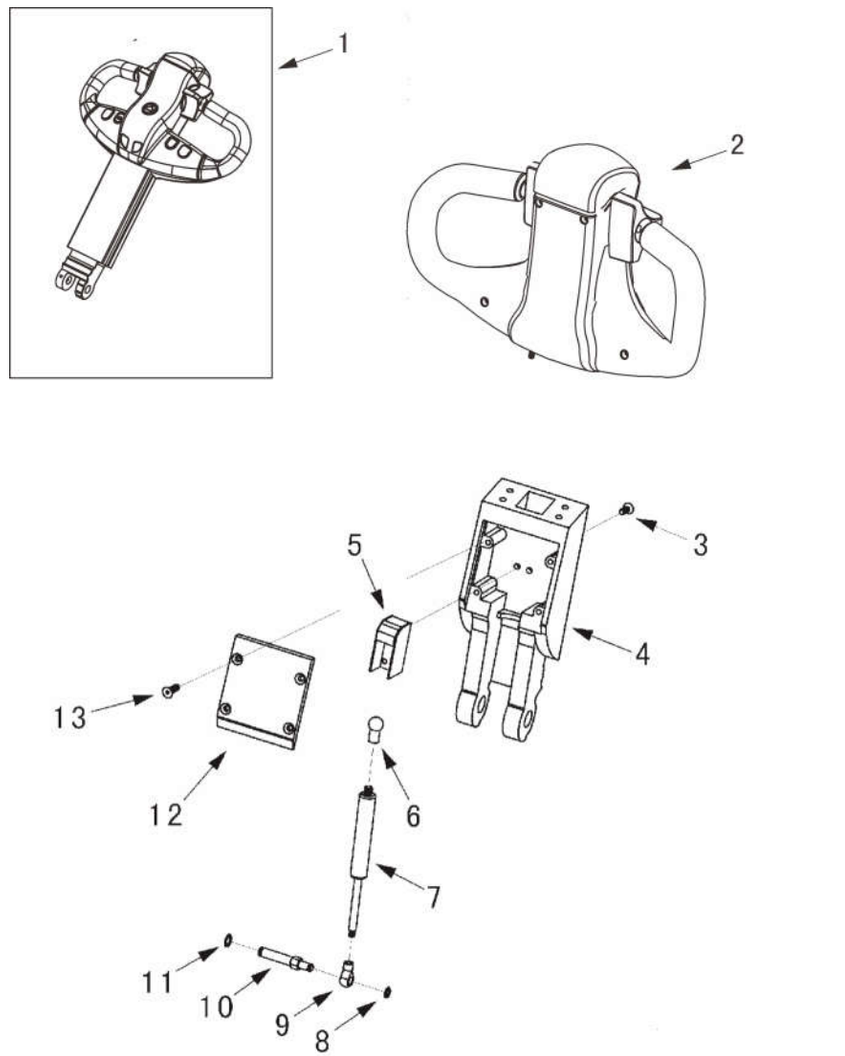

kupit-shtabeler.ru

图3/FIG.3 控制盒总成/SWITCH BOX ASSEMBLY

序号 Item No	图 号 Part No	零部件名称 Description	件数 Q'ty	备 注 Remark
01	5300500002	Switch box assembly 控制盒总成	1	
02	5300518003	Emergency reverser button cover 紧急换向按钮盖	1	
03	2000519004	Spring 弹簧	1	
04	5300500001	Cover assembly 手柄盖总成	1	
05	4300500004	Stepped switch assembly 行走开关总成	1	
06	2000507002	Emergency reverser button 紧急换向按钮	1	
07	4300517001	Handle 手柄	1	
08	6000131007	Screw 螺钉	4	
09	1001437003	Washer 垫圈	4	
10	1200518001	Supporting plate 支撑板	1	
11	3201431001	Screw 螺钉	2	
12	6000131006	Screw 螺钉	2	
13	9300517001	Seat 微动开关座	2	
14	1000515002	Shell 接插件母胶壳	1	
15	1000515001	Shell 接插件公胶壳	1	

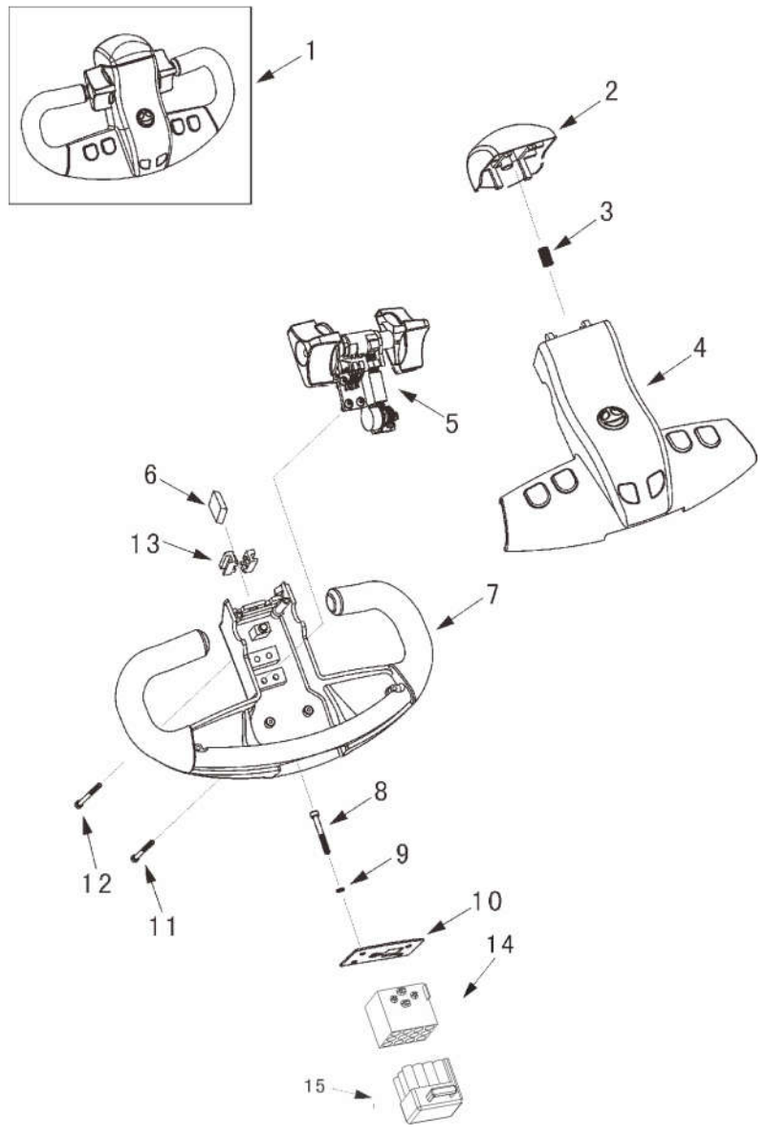

kupit-shtabeler.ru

图4/FIG.4 行走开关总成/STEPPED SWITCH ASSEMBLY

序号 Item No	图号 Part No	零部件名称 Description	件数 Q'ty	备注 Remark
01	4300500004	Stepped switch assembly 行走开关总成	1	
02	2000538005	Screw 螺栓	2	
03	2000507003	Inching switch 微动开关	2	
04	2000535001	Isolate block 绝缘块	2	
05	2001141005	Screw 螺栓	2	
06	4300518003	Fastening bracket 固定支架	1	
07	1000504001	Washer 垫圈	2	
08	2000539002	Nut 螺母	2	
09	4300501005	Cam 凸轮	1	
10	4300513001	Cam Shaft 凸轮安装轴	1	
11	1002343003	Rack 齿条	1	
12	2000519004	Spring 弹簧	1	
13	4300900002	Screw 螺钉	2	
14	2001437005	Spring washer 垫圈	2	
15	4300540001	Right control knob 右控制手柄	1	
16	4300512001	Shaft sleeve 轴套	2	
17	4300535001	Fastening bracket 固定支架	1	
18	2000541004	Screw 螺钉	4	
19	4300540002	Left control knob 左控制手柄	1	
20	4300518004	Baffle 挡板	1	
21	2000521001	Gear 齿轮	1	
22	4700418001	Fastening bracket 固定支架	1	
23	4700400001	Potentiometer 电位器	1	

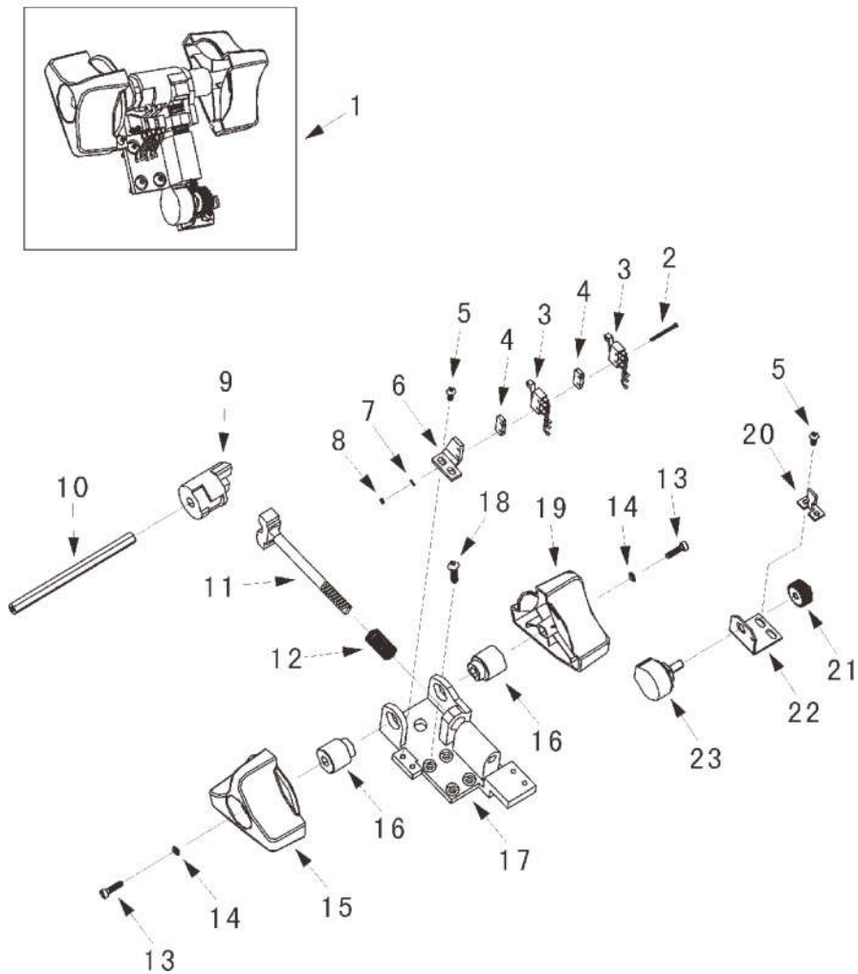

kupit-shtabeler.ru

图5/FIG.5 变速箱总成/GEAR BOX ASSEMBLY

序号 Item No	图号 Part No	零部件名称 Description	件数 Q'ty	备注 Remark
01	4100300001	Gear box assembly 变速箱总成	1	
02	1800302002	Shell cover 电机端盖	1	
03	1001031003	Screw 内六角螺丝M8x20	6	
04	1800320001	Bearing 转向轴承	1	
05	2000831001	Screw 内六角螺丝M6x25	6	
06	1800320002	Sprocket wheel 转向被动链轮	1	
07	1801238001	Bolt 六角头螺栓M8x16	4	
08	1800311001	Gear case cover 齿轮箱箱体顶盖	1	
09	2000125001	Nut 大斜齿轮锁紧螺母	1	
10	2000121006	Pin gear 电机斜齿轮	1	
11	2000120003	Bearing 圆锥滚子轴承	2	
12	4000201001	Bevel gear 弧齿锥齿轮（小）	1	
13	4000101001	Key 平键	1	
14	2000141001	Screw 半圆头螺丝M5x16	7	
15	2000111002	Cover 齿轮箱箱体侧盖	1	
16	2000128002	O-ring 0型圈160x2.5	1	
17	4600113001	Nut 大轮花键固定螺母	1	
18	2000121002	Bevel gear 弧齿锥齿轮（大）	1	
19	2000120002	Bearing 圆锥滚子轴承	1	
20	2000137001	Washer 大锥齿轮调整垫片	1	
21	2000126001	Gear box 驱动箱箱体	1	
22	2000731003	Screw 内六角螺丝M8x40	6	
23	2000120001	Bearing 圆锥滚子轴承	1	
24	2000105001	Seal 内包骨架唇形密封圈	1	
25	4600113002	Gear shaft 大轮花键轴	1	
26	4000332001	Driving wheel 驱动大轮	1	
27	4900302001	Washer 螺丝垫	1	
28	0301031001	Screw 内六角螺丝M6x12	5	
29	2000325002	Nut 驱动轮固定螺母	5	

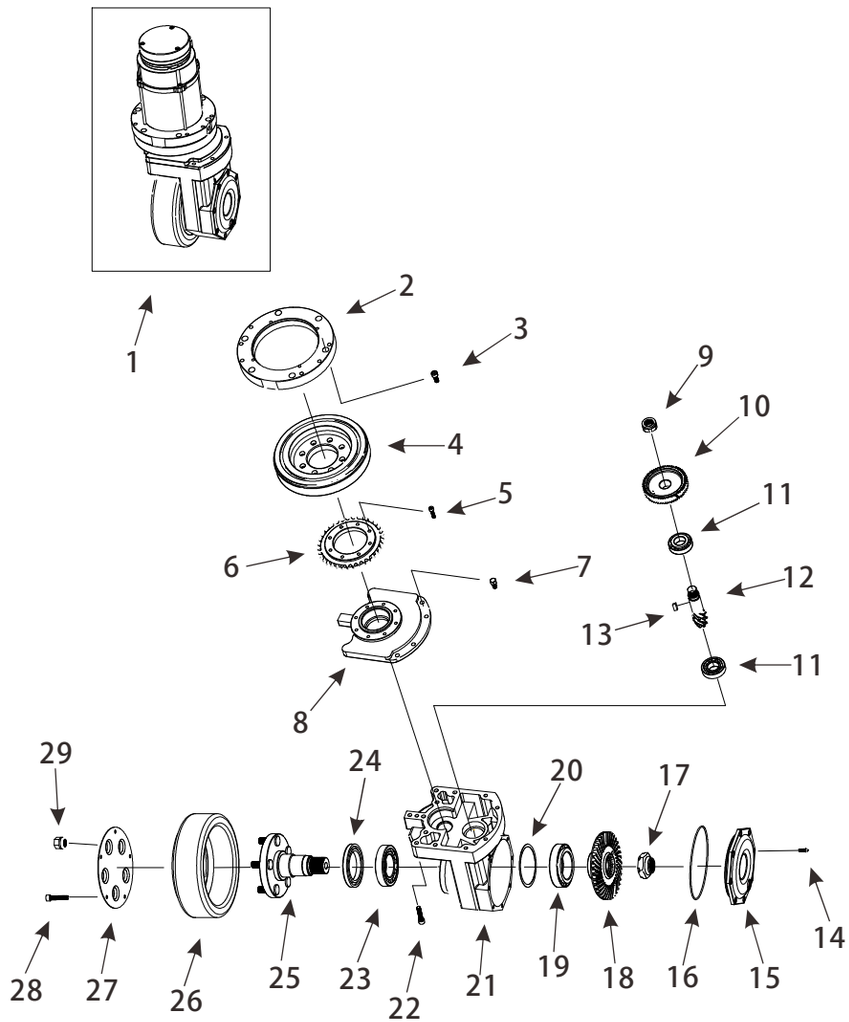

5

kupit-shtabeler.ru

图6/FIG.6 驱动电机/DRIVING MOTOR

序号 Item No	图号 Part No	零部件名称 Description	件数 Q'ty	备注 Remark
01	2001441001	Screw 螺钉	4	
02	1801411001	Cover 刹车盘上盖	1	
03	1801411002	Wire saddle 线套	1	
04	7801006001	Circuit board 编码器线路板	1	
05	0301000001	Electromagnetic brake 电磁制动器	1	
06	0301410001	Magnetic base 强磁座	1	
07	2001427001	Detent ring 轴用挡圈	1	
08	4001404001	Flat key 键	1	
09	2001021001	Sleeve 花键轴套	1	
10	4600628001	O-ring 0型圈	1	
11	2001012001	Bush 衬套	1	
12	0301431001	Screw 螺钉	4	
13	4101400001	Motor 交流电机	1	
14	2001405001	Seal 内包骨架唇形密封圈	1	
15	0301435001	Locating sleeve 电机轴过渡定位套	1	
16	2001228001	O-ring 0型圈	1	
17	0301437001	Detent ring 波形弹性挡圈	1	
18	2001420001	Bearing 轴承	1	
19	2001227003	Detent ring 孔用挡圈	1	
20	2001435001	Key 平键	1	
21	2000121005	Pin gear 电机斜齿轮	1	
22	2001425002	Nut 螺母	1	

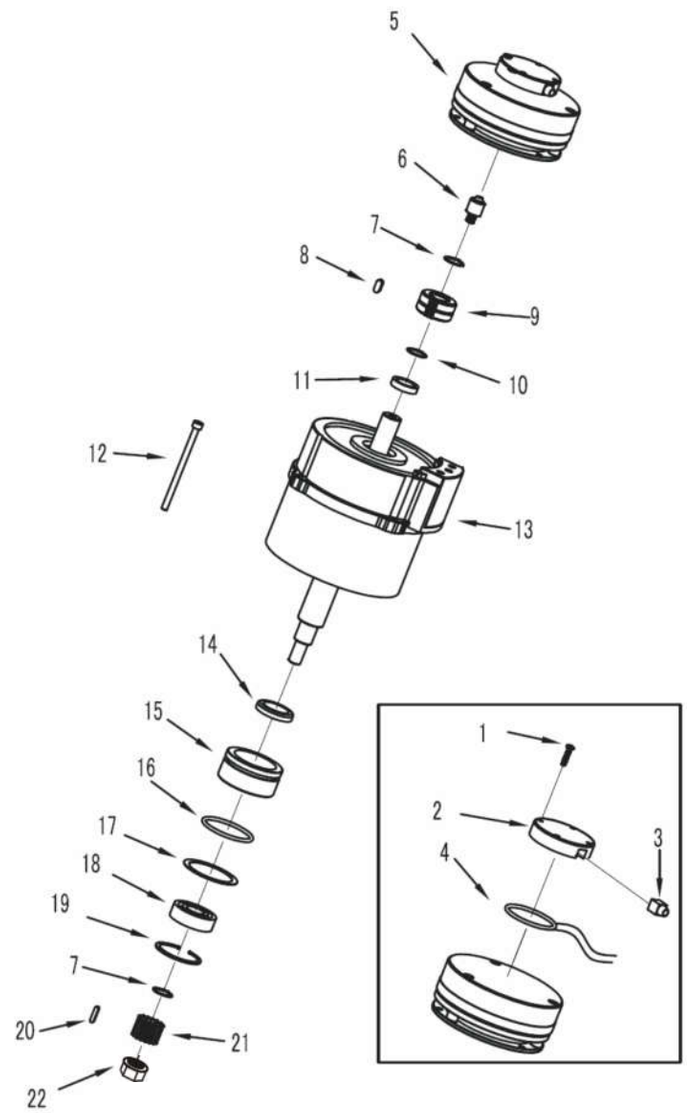

kupit-shtabeler.ru

图7/FIG.7 液压系统/HYDRAULIC SYSTEM

序号 Item No	图号 Part No	零部件名称 Description	件数 Q'ty	备注 Remark
01	1800600002	Hydraulic assembly 液压站总成	1	
02	1800702001	Install plate 安装板	1	
03	1800603003	Joint 接头	1	
04	1800614001	Soft oil pipe 软油管	1	
05	2000603010	Washer 紫铜垫圈	1	
06	2300614001	Joint 油通接头	1	
07	4700612001	Support ring 支撑环	2	
08	2800605001	Seal 密封圈	1	
09	4700613001	Piston rod 活塞杆	1	
10	2800605002	Dust ring 防尘圈	1	
11	4700611001	Joint 活塞杆接头	1	

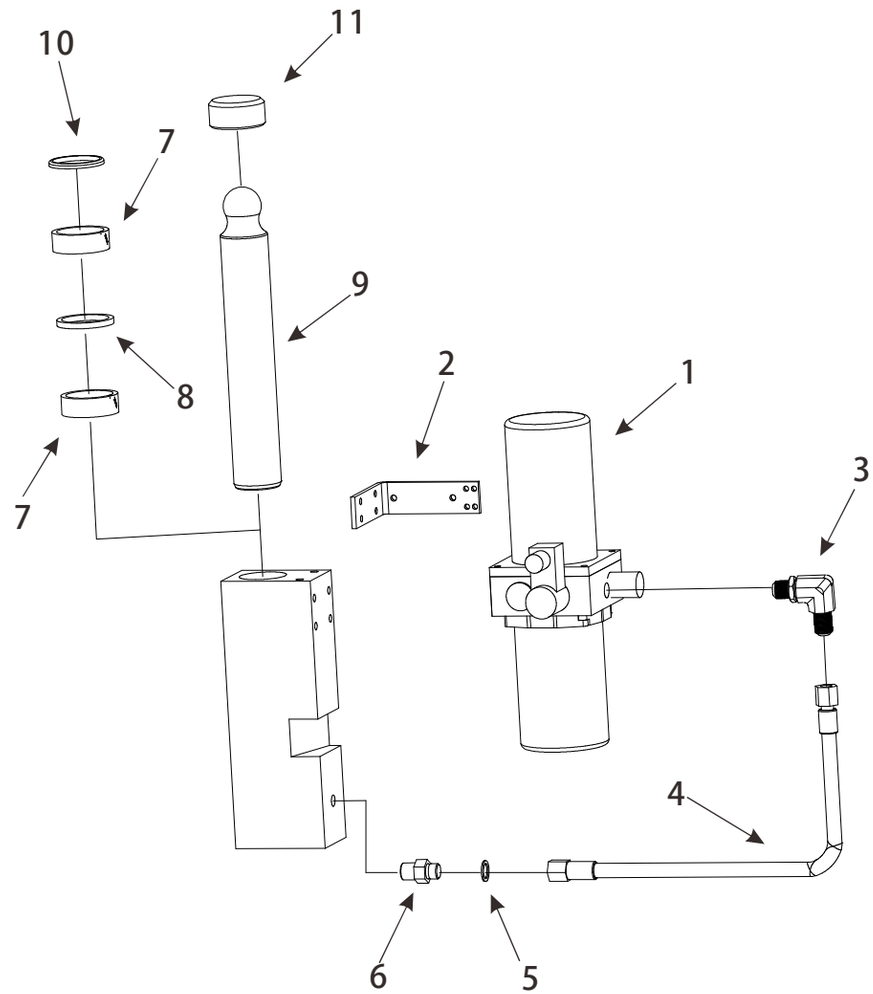

7

kupit-shtabeler.ru

图8/FIG.8 液压动力单元/HYDRAULIC POWER UNIT

序号 Item	图号 Part No	零部件名称 Description	件数 Q'ty	备注 Remark
01	2401400001	Hydraulic motor 电机	1	
02	1000131001	Screw 螺钉	4	
03	1800601001	Joint sleeve 电动机齿轮连轴套	1	
04	1800603001	Valve 阀	1	
05	1800628001	O-ring 0型圈	1	
06	4900635001	Tank clamp ring 油箱夹圈	2	
07	2000931001	Screw 螺栓	1	
08	4900603001	Oil tank 油箱	1	
09	2000628010	O-ring 0型圈	1	
10	1800639001	Nut 螺母	1	
11	4900614001	Joint 接管	1	
12	1000605005	Plug 陶瓷透气塞	1	
13	1000605006	Cover 油管盖	1	
14	1800600002	Hydraulic power unit 液压动力单元	1	

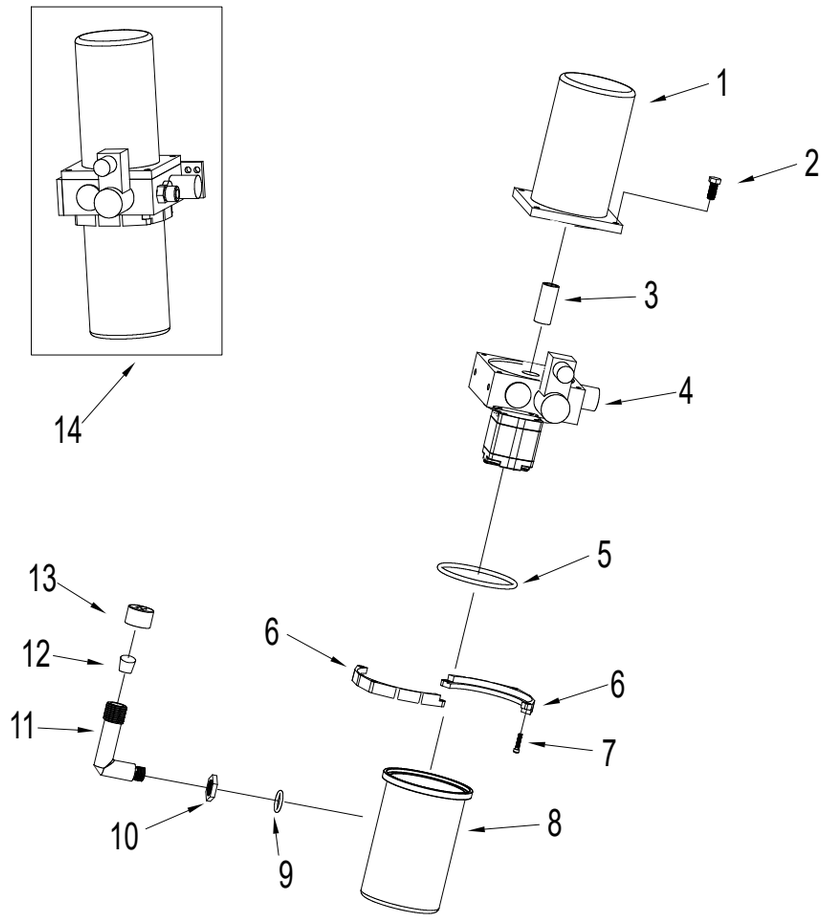

8

kupit-shtabeler.ru

图9/FIG.9 车架/FRAME

序号 Item	图 号 Part No	零部件名称 Description	件数 Q'ty	备 注 Remark
01	4100731001	Screw 螺钉	4	
02	1000435003	Washer 垫圈	2	
03	2000537003	Washer 垫圈	4	
04	1000441007	Screw 螺钉	4	
05	1000407002	Switch 限位开关	2	
06	1801107001	Electrical appliance assembly 配电板总成	1	
07	1500713001	Shaft 轴	2	
08	4200711001	Cover 销轴端盖	2	
09	2000542005	Screw 螺钉	4	
10	5500336002	Spring pin 弹性销	2	
11	1800701001	Chain 链条	1	
12	1800720002	Bearing 轴承	1	
13	1801202001	Sprocket wheel 转向被动链轮	1	
14	1800720001	Bearing 轴承	1	
15	4100720001	Shaft 轴	1	
16	1200331001	Screw 螺钉	1	
17	4100702001	Nut 滑动螺母总成	2	
18	4100702002	Limit block 转向限位块	1	
19	1001031003	Screw 螺钉	2	

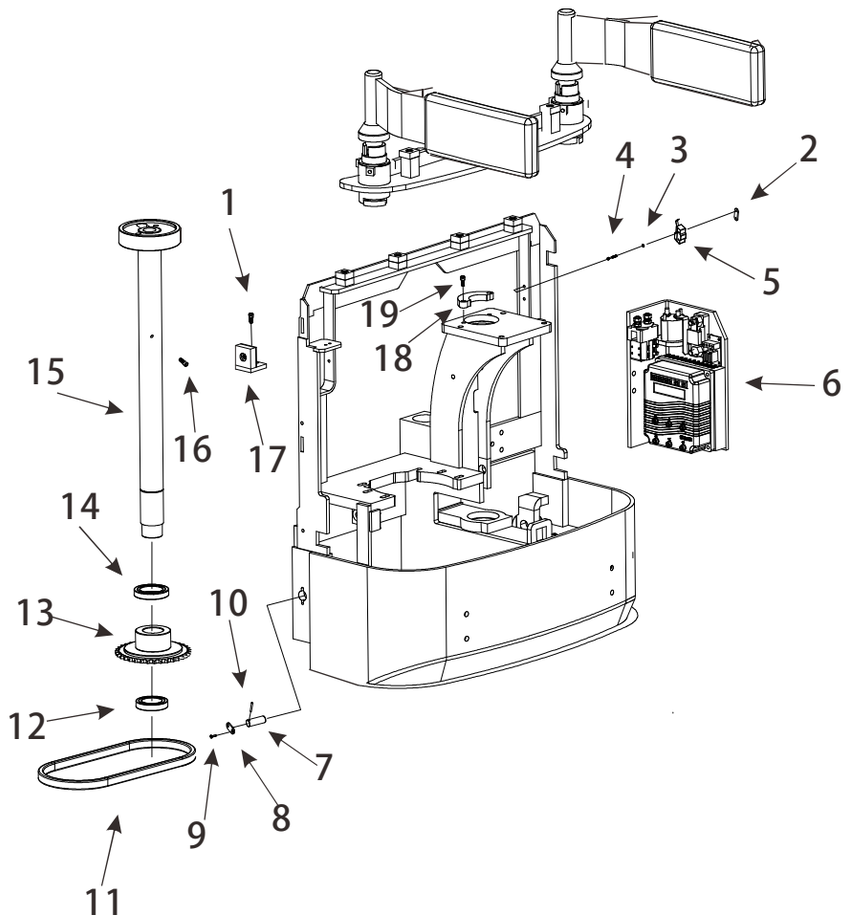

kupit-shtabeler.ru

图10/FIG.10 万向轮总成/BALANCE WHEEL ASSEMBLY

序号 Item No	图号 Part No	零部件名称 Description	件数 Q'ty	备注 Remark
01	7300300001	Balance wheel assembly 万向轮总成	1	
	7300300002	Balance wheel assembly(new) 新款万向轮总成	1	
02	7300330001	Screw M12 M12螺钉	1	
	7300332001	Screw(new) M14 M14新款螺钉	1	
03	2000305001	Dust ring 防尘圈	2	
04	2300312001	Bush 挡套	2	
05	1000320002	Bearing 轴承	2	
06	2700332001	Balance wheel 万向轮	1	
	2700332003	Balance wheel(new) 新款万向轮	1	
07	4000312002	Wheel sleeve 轴套	1	
	4000312002	Wheel sleeve(new) M14 M14新款轴套	1	
08	1000339001	Nut M12 M12螺母	1	
	1800339002	Nut(new) M14 M14新款螺母	1	
09	7301218001	Wheel bracket 支架	1	
	7301218002	Wheel bracket(new) 新款支架	1	
10	7300305001	Pressurize circle 油封	1	
11	1001031003	Screw 螺栓	6	
12	7300218001	Wheel sleeve 轮架	1	
13	7300712002	Mat 垫圈	1	
14	4300327001	Mat 止动垫	1	
15	4300304001	Nut 螺母	1	

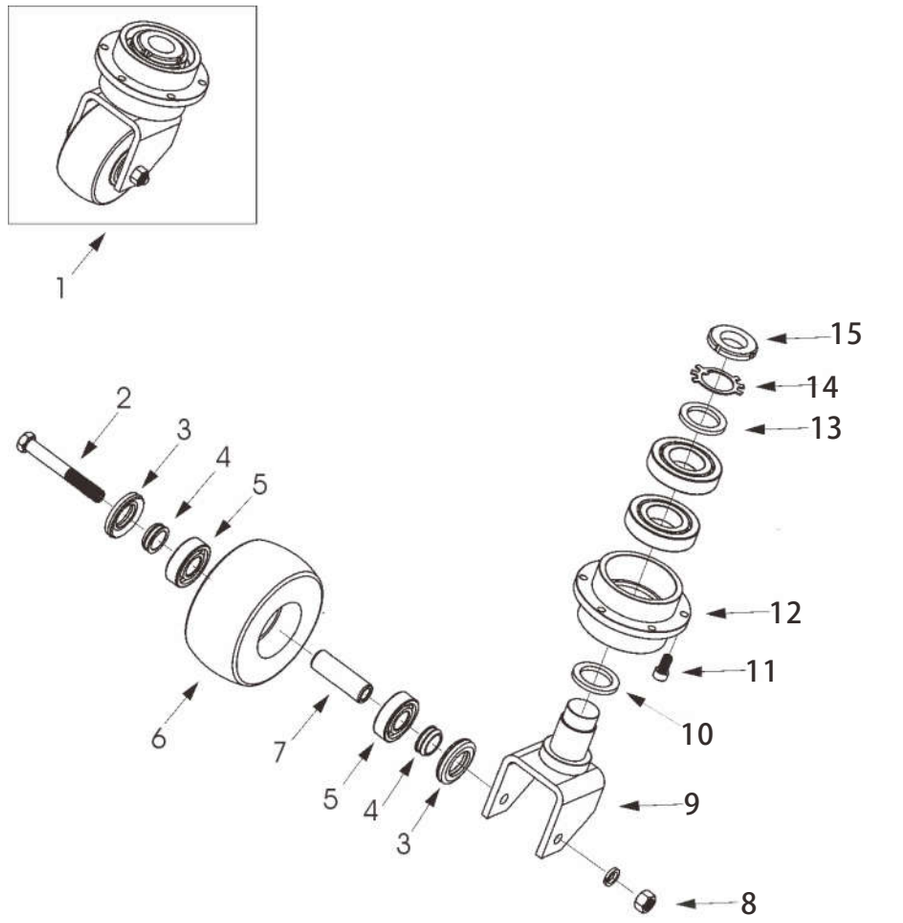

10

kupit-shtabeler.ru

图11/FIG.11 配电板总成/ELECTRICAL APPLIANCE ASSEMBLY

序号 Item No	图号 Part No	零部件名称 Description	件数 Q'ty	备注 Remark
01	6000131001	Screw 螺钉	2	
02	1001437003	Washer 垫圈	6	
03	0301031001	Screw 螺钉	2	
04	1801106001	Contactor 接触器	1	
05	1000407015	Fuse 保险丝	1	
06	1000407016	Fuse seat 保险丝座	1	
07	2001437005	Washer 垫圈	2	
08	1801138001	Screw 螺钉	2	
09	4300900002	Screw 螺钉	4	
10	1801102001	Install plate 安装板	1	
11	4601102001	Radiator 散热架	1	
12	7800400002	1230 Controller 1230控制器	1	
13	4000831001	Screw 螺钉	2	
14	1801107001	Electrical appliance assembly 配电板总成	1	
15	6000418004	Install plate 安装板	1	
16	1000441005	Screw 螺钉	2	
17	1800306001	Contactor 接触器	1	
18	2001141001	Screw 螺钉	4	
19	4601200001	Circuit board 电路板	1	

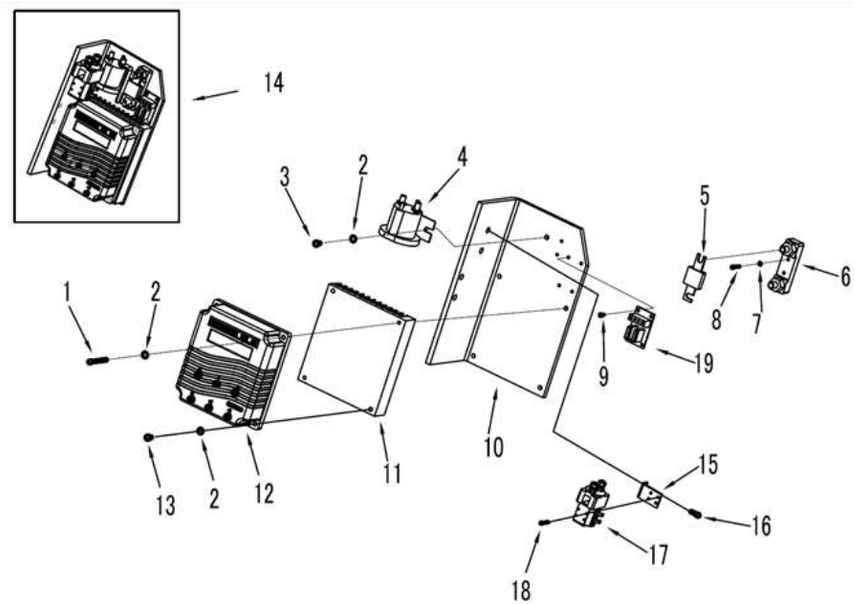

图12/FIG.12 萨牌配电板总成/ZAPI ELECTRIC PANEL ASSEMBLY

序号 Item No	图号 Part No	零部件名称 Description	件数 Q'ty	备注 Remark
01	1800400001	ZAPI electric panel assembly(No contactor) 萨牌配电板总成（不带接触器）	1	
	1800400002	ZAPI electric panel assembly(Contactor) 萨牌配电板总成（带接触器）	1	Match 选配
02	1800418001	Install plate 安装板	1	
03	6000418004	Install plate 安装板	1	Match 选配
04	07G0431001	Screw 螺钉	4	Match 选配
05	6000731001	Screw 螺钉	4	
06	1800306001	Contactor 接触器	1	Match 选配
07	9500411001	Radiator 散热架	1	
08	9500407001	ZAPI Controller 萨牌控制器	1	
09	4600431001	Screw 螺钉	4	
10	4000412001	Spacer bush 隔套	4	
11	4601200001	Circuit board 线路板	1	
12	1001141001	Screw 螺钉	6	
13	1000406006	Fuse 保险丝	2	
14	2000407010	Fuse 保险丝	1	
15	1000407016	Fuse seat 保险丝座	1	
16	1801106001	Contactor 接触器	1	

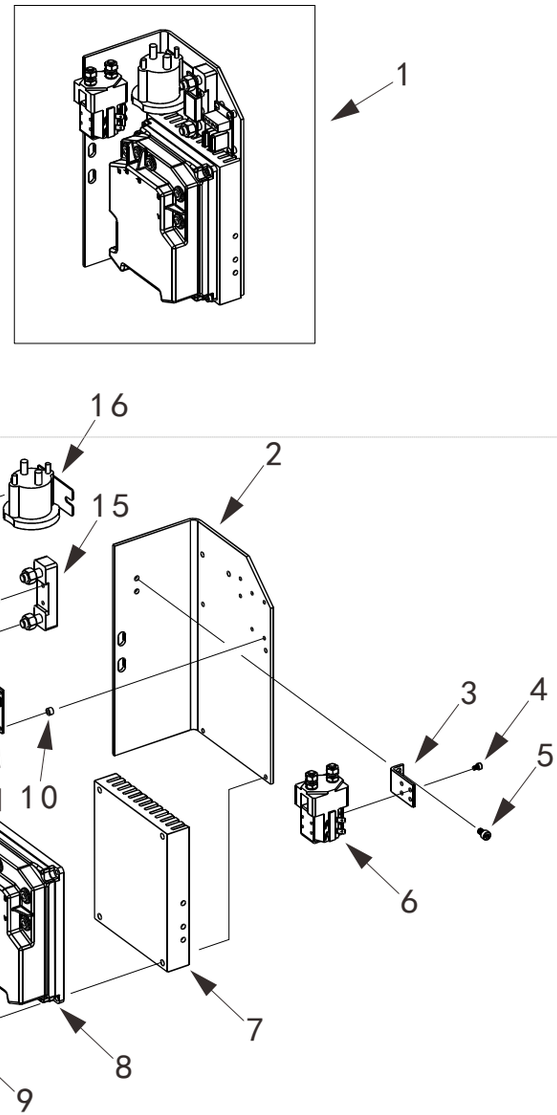

kupit-shtabeler.ru

图13/FIG.13 叉架/FORKED FRAME

序号 Item No	图号 Part No	零部件名称 Description	件数 Q'ty	备注 Remark
01	1801320001	Bearing 自润滑轴承	4	
02	4901335001	Wheel fork 轮架	2	
03	2000536011	Pin 销子	2	
04	4901313001	Shaft 转轴(二)	2	
05	4000812002	Bearing 自润滑轴承	4	
06	2001427001	Snap ring 弹性挡圈	1	
07	4901313002	Shaft 转轴(一)	2	
08	1000536001	Spring pin 销	2	
09	4101322001	Rod body 连杆体	2	
10	1001036001	Spring pin 销	2	
11	4000813002	Shaft 轴	1	
12	4000812003	Bush 复合衬套	2	
13	4000812002	Bearing 自润滑轴承	4	
14	2000542002	Screw 螺钉	4	
15	4201311001	Cover 托臂轴盖板	2	
16	4701313001	Shaft 长轴	1	
17	1801323001	Link 托臂	1	

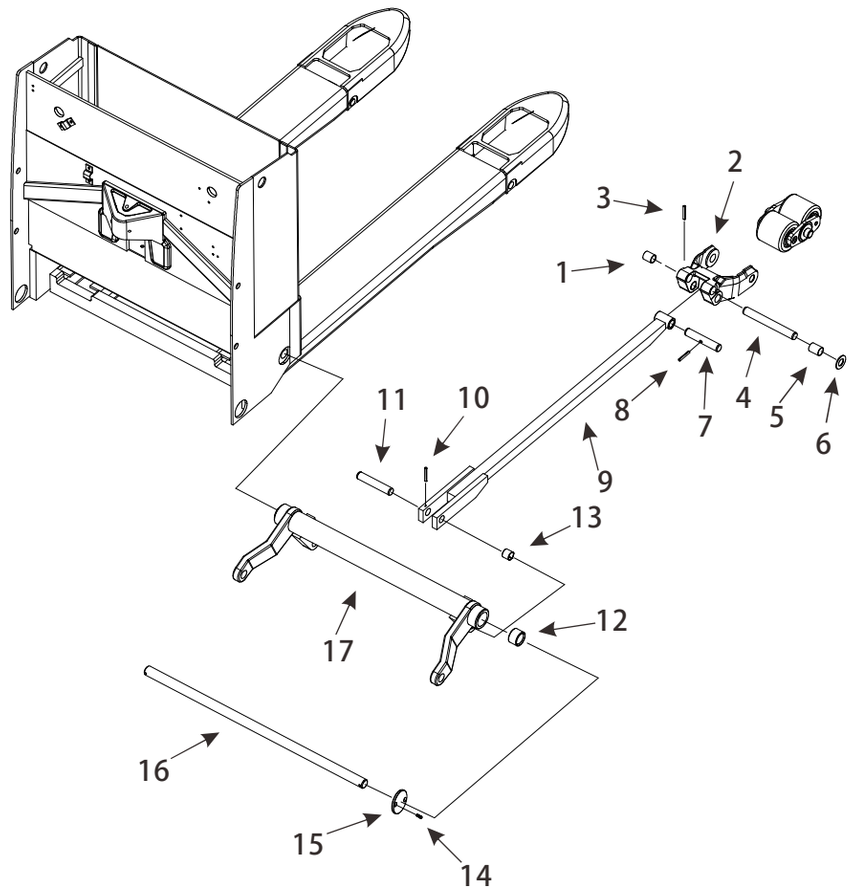

13

kupit-shtabeler.ru

图14/FIG.14 单轮总成/SINGLE WHEEL ASSEMBLY

序号 Item No	图号 Part No	零部件名称 Description	件数 Q'ty	备注 Remark
01	1000225002	Screw 锥端紧定螺钉	1	
02	2000305001	Dust ring 防尘圈	2	
03	2000312001	Bush 挡圈	2	
04	4900313001	Shaft 轴	1	
05	1000320002	Bearing 轴承	2	
06	4900332003	Single wheel 单轮	1	

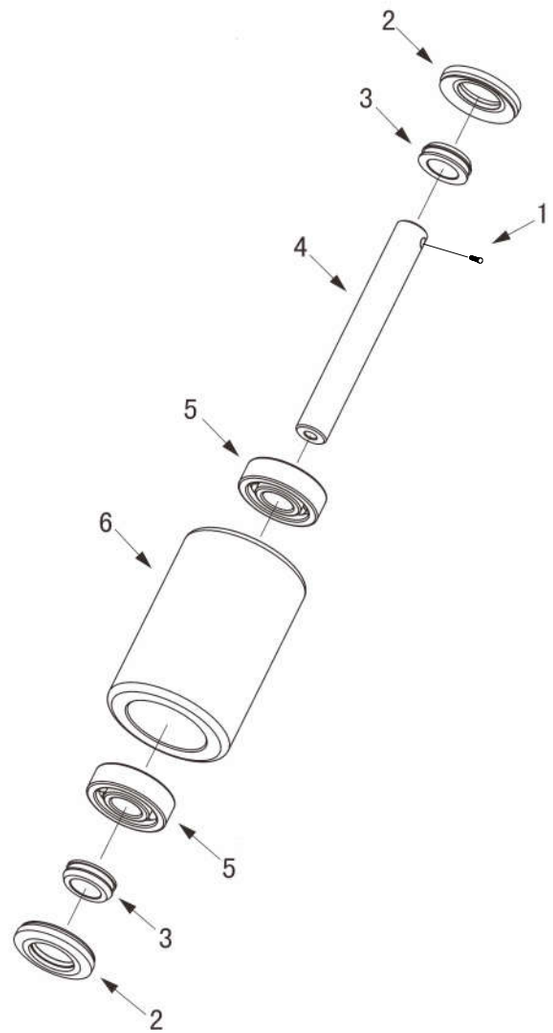

14

kupit-shtabeler.ru

图15/FIG.15 双轮总成/DOUBLE WHEEL ASSEMBLY

序号 Item No	图号 Part No	零部件名称 Description	件数 Q'ty	备注 Remark
01	1800328001	O-ring 0型圈	4	
02	4900314001	Bush 轮子隔套	4	
03	2500620001	Bearing 轴承	4	
04	4900334001	Dust ring 橡胶防尘圈	4	
05	4900314002	Sleeve 轮子轴套	4	
06	4900332001	Loading wheel 前双轮	2	
07	4900335001	Plate 轮架夹板	2	
08	4900332002	Washer 隔圈	2	
09	1800320004	Bearing 自润滑轴承	2	
10	4900325001	Screw 螺钉	2	

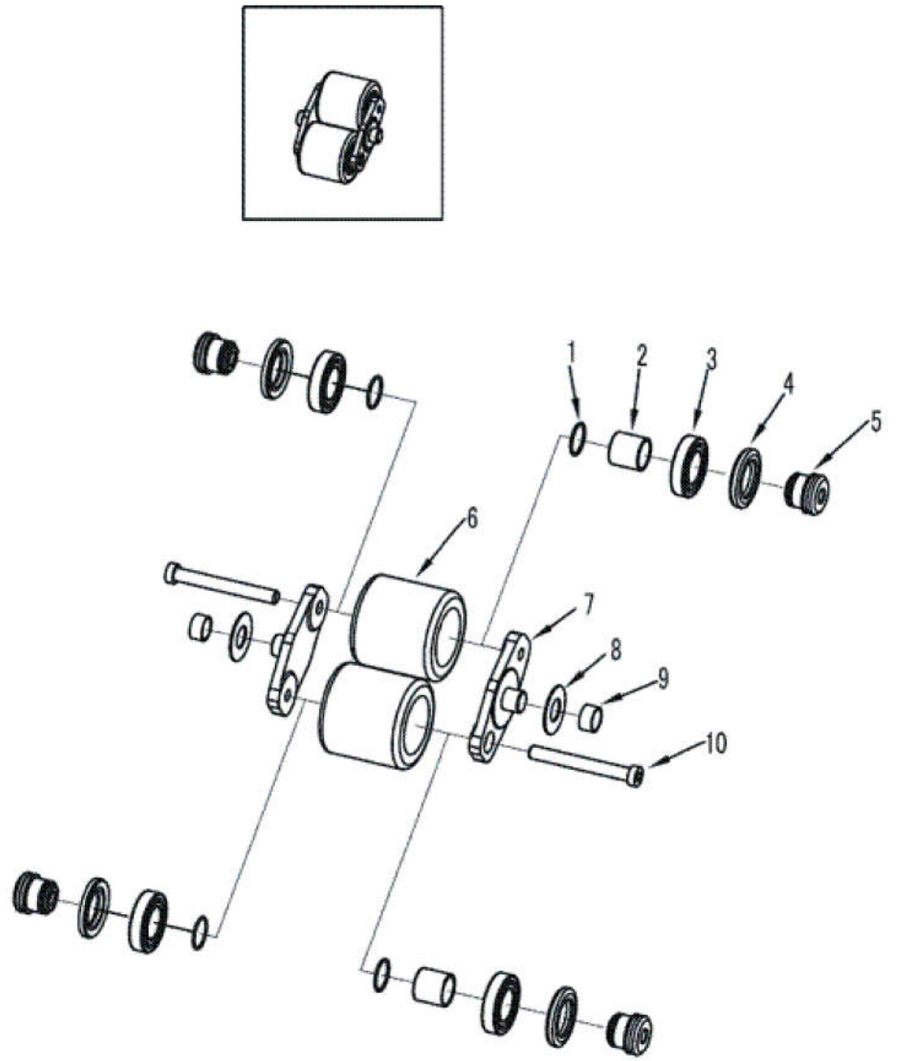

15

kupit-shtabeler.ru

图16/FIG.16 外壳/COMPARTMENT

序号 Item No	图 号 Part No	零部件名称 Description	件数 Q'ty	备 注 Remark
01	2000407001	Emergency stop button 紧急制动开关	1	
02	1801116001	Key 电门锁	1	
03	2001116002	Battery indicator 电量表	1	
04	1500902002	Gemel 铰链	1	
05	4100908002	Veil 面罩	1	
06	4100902002	Stiffening plate 加强板	1	
07	4100909001	Veil 面罩	1	
08	4100908001	Veil 面罩	1	

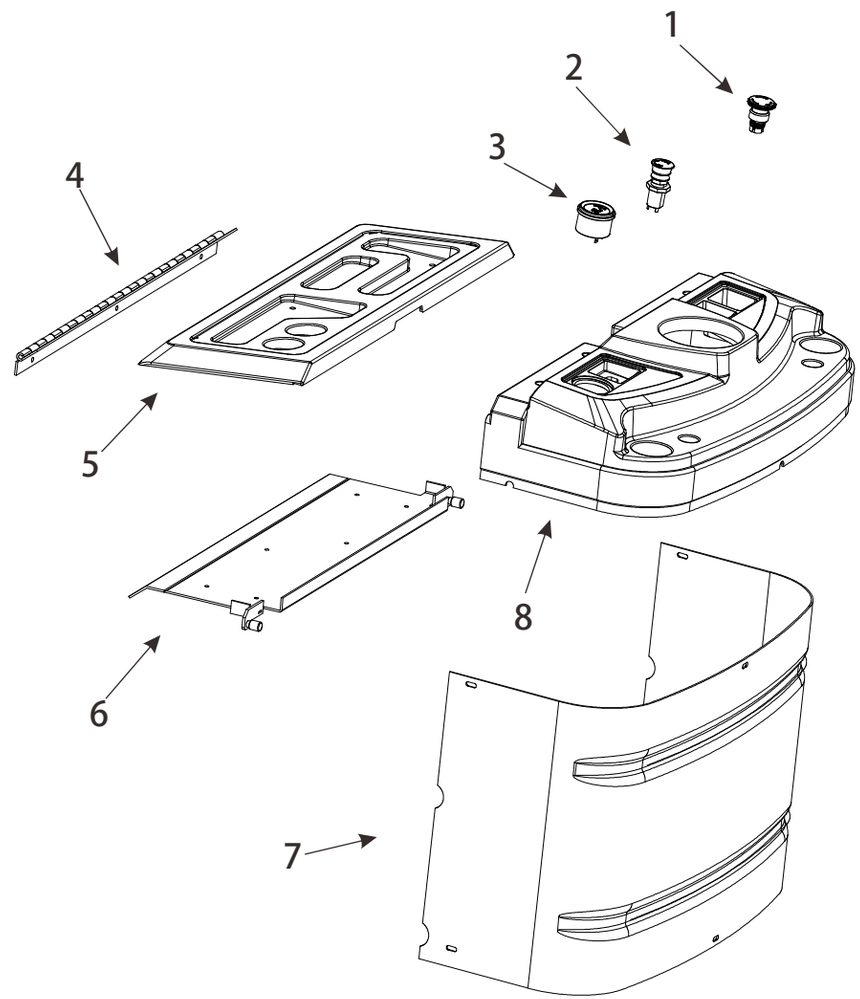

kupit-shtabeler.ru

图17/FIG.17 踏板总成/FOOTBOARD ASSEMBLY

序号 Item No	图号 Part No	零部件名称 Description	件数 Q'ty	备注 Remark
01	4000934002	Rubber sheet 橡胶垫	1	
02	1000536001	Spring pin 弹性销	2	
03	2000313002	Shaft 轴	1	
04	4000930001	Bolt 外六角螺丝	1	
05	4000939001	Nut 螺母	1	
06	4100702003	Footboard 踏板	1	
07	4000901001	Fixed block 气弹簧铜座	1	
08	2000525011	Conglobation 踏板气弹球头	1	
09	2000319002	Pneumatic spring complete 气弹簧	1	
10	2000525005	Screw 螺栓	1	
11	2000520003	Joint 接头	1	
12	2000527002	Snap ring 挡圈	1	
13	8700702001	Bracket 连接板焊接件	1	
14	2001304001	Screw 螺栓	4	
15	4000912002	Bearing 轴承	2	
16	2000542003	Screw 橡胶垫固定螺栓	4	

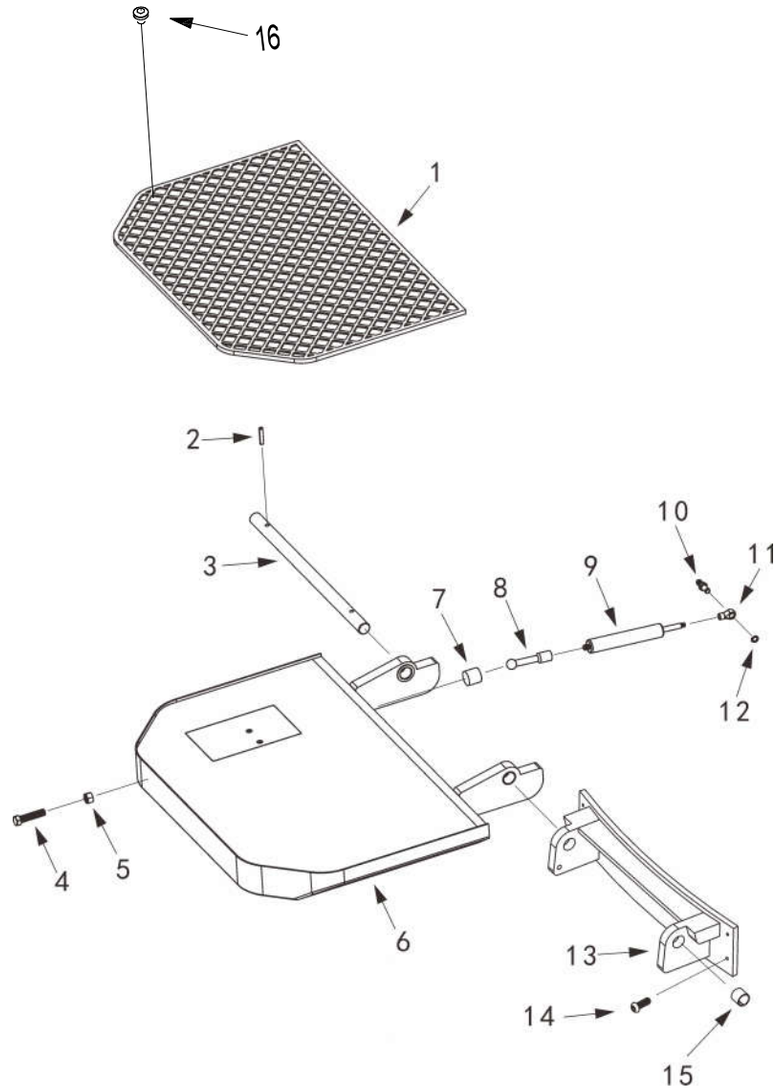

17

kupit-shtabeler.ru

图18/FIG.18 保护臂/PROTECT ARM

序号 Item No	图号 Part No	零部件名称 Description	件数 Q'ty	备注 Remark
01	4100902001	Protect arm seat 保护臂座	1	
02	1000938001	Screw 螺钉	6	
03	4600912001	Alternately 夹圈	2	
04	9300912001	Supporting ring 支撑环	2	
05	0300927001	Detent ring 卡簧	2	
06	4600902007	Connect sheath(right) 连接套(右)	1	
07	4600902008	Connect sheath(left) 连接套(左)	1	
08	4600908004	Arm ring 手臂套	2	
09	4600908008	Faceplate 面板	2	
10	4600933002	Pin 销	2	
11	9300902007	Protect arm(left) 保护臂(左)	1	
12	9300902006	Protect arm(right) 保护臂(右)	1	

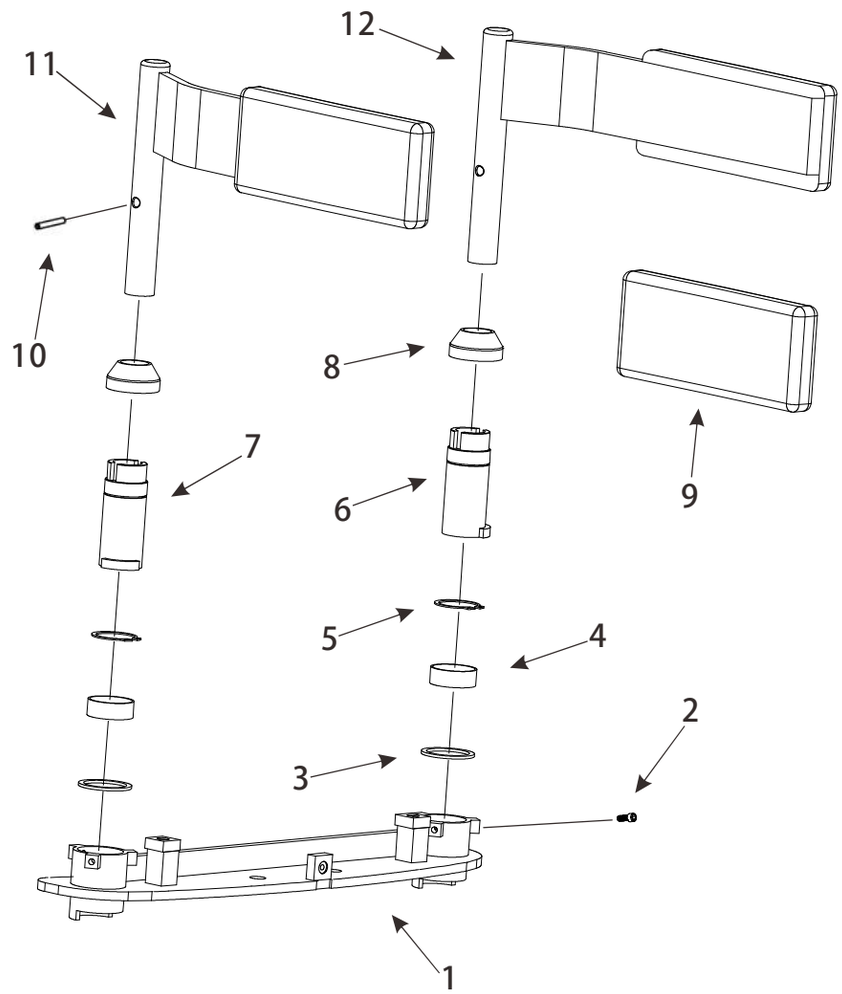

kupit-shtabeler.ru

图19/FIG.19 电池组件/BATTERY ASSEMBLY

序号 Item No	图 号 Part No	零部件名称 Description	件数 Q'ty	备 注 Remark
01	2001100021	Charger (220V Europe criterion) 欧标充电器	1	
	2001100022	Charger (220V USA criterion) 美标充电器		
	2001100023	Charger (220V Australia criterion) 澳标充电器		
	2001100024	Charger (220V Eng criterion) 英标充电器		
	2001100026	Charger (110V USA criterion) 美标充电器		
	2001100027	Charger (110V Australia criterion) 澳标充电器		
	2001100028	Charger (110V Eng criterion) 英标充电器		
	2001100029	Charger (110V Europe criterion) 欧标充电器		
02	1801100001	Flying rings 充电线	1	
03	1001100003	Battery(210Ah) 电瓶	1	
04	2000830001	Screw 防松螺栓	2	
05	2000937002	Washer 平垫圈	2	
	2000937003	Spring Washer 弹簧垫圈	2	
06	1000239002	Nut 螺母	2	
07	4601108001	Cover 电线座盖	1	

