Купить штабелёр
kupit-shtabeler.ru +7 495 159-44-32 zakaz@kupit-shtabeler.ru
Справочная копия документа изготовителя. Масштаб исходных страниц сохранён.

本零件目录汇集了0.6t/1.2t电动托盘堆垛车的零部件

查询方法

步骤一：在检索目录中找到系统或总成该图所在页次并翻至所标页次，找到该图；

步骤二：在其图中找出所需零部件，以及它所标注的序号；

步骤三：根据这个序号，在其后附表中可以查到系统或零件的详细信息。

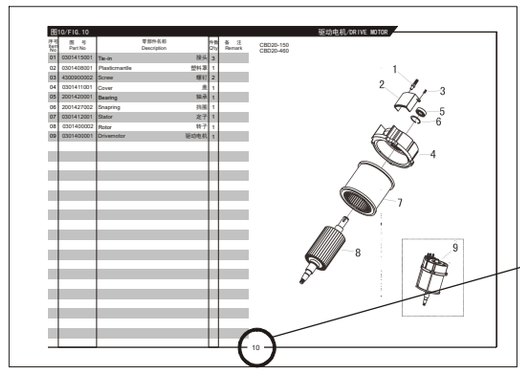

订购零部件时，务请写清叉车的型号、出厂编号、所需零部件的图号及订购数量

在维修时，请使用正规渠道提供的本公司零部件，以确保叉车质量

恕不能将本产品可能进行的零部件改进在本图册中同时修改，您可以从本公司的销售和配件公司获得最新资料

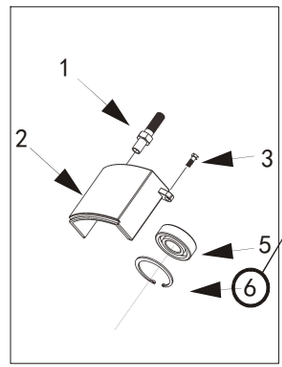

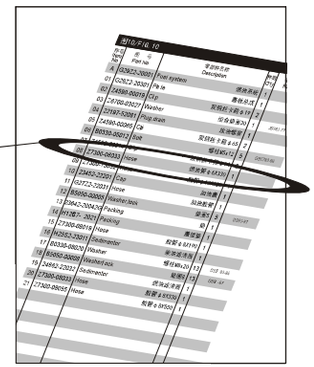

叉车型号说明

C P D 06-970

产品配置号	
0.6吨	
电动	
平衡重式叉车	

具体车型

CPD06-970
CPD12-970
CPD12-910

kupit-shtabeler.ru

THIS PARTS CATALOGUE COVERS PARTS IN THE MOST OF 0.6/1.2 TON ELECTRIC PALLET STACKING TRUCKS

Indexing Way

Step1:Finding out the page for the system or assembly required from the indexing contents and turn to the required page, finding out the concerned drawing;

Step2:From the detail drawing,find out the parts and their item numbers.

Step3:According to these item numbers, find out details of these parts of the system or assembly from attached table.

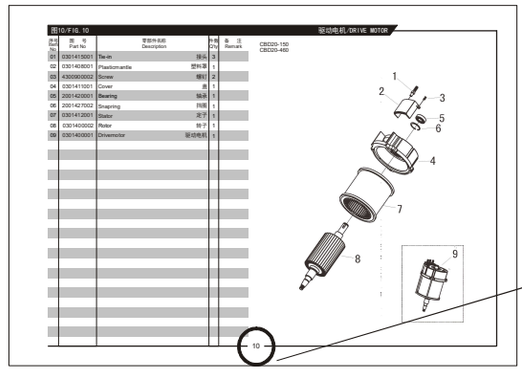

This page code denotes this system or assembly drawing shows on the page.

When ordering the parts or components,please indicate the model and series number of the your forklift truck,the drawing number of parts or components you require and their quantity.

When you replace parts or components,please apply the real goods made by our company to ensure the truck's guality.

We reserve modification right without notice
Designations in the CATALOGUE

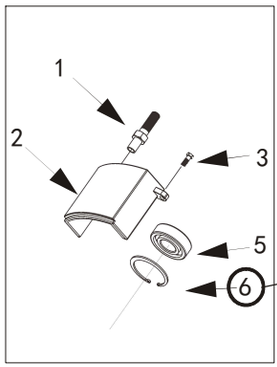

According to these item numbers, find out details of hese parts or the system from attached table.

Every part or componet in the drawing is expressed with only item number

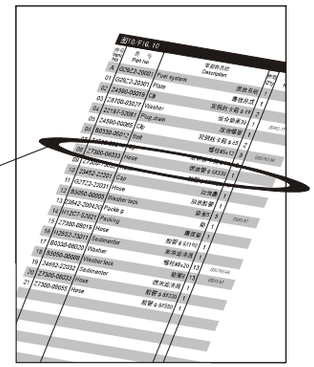

C P D 06-970

- Configuration Number
- 0.6 ton capacity
- Counterbalanced electric
- Forklift trucks

The following trucks

CPD06-970
CPD12-970
CPD12-910

Купить штабелёр
kupit-shtabeler.ru +7 495 159-44-32 zakaz@kupit-shtabeler.ru
Справочная копия документа изготовителя. Масштаб исходных страниц сохранён.
kupit-shtabeler.ru

目录/INDEX

图1 转向操纵系统 ····· 1 ····· Fig.1 Steering control system
图2 手柄总成 ····· 3 ····· Fig.2 Handle assembly
图3 控制盒总成 ····· 4 ····· Fig.3 Switch box assembly
图4 力达款手柄总成 ····· 5 ····· Fig.4 Handle assembly
图5 控制盒总成 ····· 6 ····· Fig.5 Switch box assembly
图6 手柄总成(带倾斜) ····· 7 ····· Fig.6 Handle assembly(incline)
图7 控制盒总成(带倾斜) ····· 8 ····· Fig.7 Switch box assembly(incline)
图8 行走开关总成 ····· 9 ····· Fig.8 Stepped switch assembly
图9 驱动系统 ····· 10 ····· Fig.9 Driving system
图10 老款齿轮箱总成 ····· 11 ····· Fig.10 Gear box assembly(old)
图11 新款齿轮箱总成 ····· 12 ····· Fig.11 Gear box assembly(new)
图12 驱动电机 ····· 13 ····· Fig.12 Driving motor
图13 老款液压系统(带倾斜) ····· 14 ····· Fig.13 Hydraulic system(old)(incline)
图14 液压系统(带倾斜) ····· 16 ····· Fig.14 Hydraulic system(incline)
图15 液压系统(不带倾斜) ····· 17 ····· Fig.15 Hydraulic system(without incline)
图16 液压系统(0.6T) ····· 19 ····· Fig.16 Hydraulic system(0.6T)
图17 老款液压动力单元 ····· 20 ····· Fig.17 Hydraulic power unit(old)
图18 新款液压动力单元(带倾斜) ····· 21 ····· Fig.18 Hydraulic power unit(new)(incline)
图19 新款液压动力单元(不带倾斜) ····· 22 ····· Fig.19 Hydraulic power unit(new)(without incline)
图20 阀板总成(不带倾斜) ····· 23 ····· Fig.20 Valve assembly(without incline)
图21 老款油缸总成 ····· 24 ····· Fig.21 Cylinder assembly(old)
图22 新款油缸总成 ····· 25 ····· Fig.22 Cylinder assembly(new)
图23 倾斜油缸总成 ····· 27 ····· Fig.23 Incline cylinder assembly
图24 车架 ····· 28 ····· Fig.24 Frame

Купить штабелёр
kupit-shtabeler.ru +7 495 159-44-32 zakaz@kupit-shtabeler.ru
Справочная копия документа изготовителя. Масштаб исходных страниц сохранён.
kupit-shtabeler.ru

目录/INDEX

图25 车架(0.6T) ····· 29 ····· Fig.25 Frame(0.6T)
图26 踏板总成 ····· 30 ····· Fig.26 Footboard assembly
图27 老款前轮总成 ····· 31 ····· Fig.27 Front wheel assembly(old)
图28 新款前轮总成 ····· 32 ····· Fig.28 Front wheel assembly(new)
图29 老款配电板总成 ····· 33 ····· Fig.29 Electric panel assembly(old)
图30 新款配电板总成 ····· 34 ····· Fig.30 Electric panel assembly(new)
图31 萨牌配电板总成 ····· 35 ····· Fig.31 ZAPI electric panel assembly
图32 0.6T配电板总成 ····· 36 ····· Fig.32 0.6T Electric panel assembly
图33 0.6T萨牌配电板总成 ····· 37 ····· Fig.33 0.6T ZAPI electric panel assembly
图34 外门架组件 ····· 38 ····· Fig.34 Mast assy-outer
图35 内门架组件 ····· 39 ····· Fig.35 Mast assy-inner
图36 叉架和挡货架 ····· 40 ····· Fig.36 Fork & Carriage & Backrest
图37 电池组件 ····· 41 ····· Fig.37 Battery assembly

Купить штабелёр
kupit-shtabeler.ru +7 495 159-44-32 zakaz@kupit-shtabeler.ru
Справочная копия документа изготовителя. Масштаб исходных страниц сохранён.

图1/FIG.1 转向操纵系统/STEERING CONTROL SYSTEM

序号 Item No	图号 Part No	零部件名称 Description	件数 Q'ty	备注 Remark
01	9700500001	Handle assembly(without footplate) 手柄总成(不带踏板)	1	
	9700500002	Handle assembly 手柄总成	1	
02	2000508001	Outer covering plate 手柄座盖板	1	
03	2000537002	Washer 垫圈	2	
04	2000541002	Screw 螺钉	2	
05	2000512002	Lubricated bush 自润滑轴承	2	
06	2000513001	Pin shaft 销轴	1	
07	2000536001	Spring pin 弹性销	1	
08	2000534003	Rubber washer 缓冲垫	1	
09	2000931004	Screw 螺钉	2	
10	2000534002	Rubber sleeve 轴套	1	
11	2000513003	Pin shaft 销轴	1	
12	2000541004	Screw 螺钉	2	
13	4300534001	Rubber sack 橡胶密封圈	1	
14	2000525004	Screw 螺钉	1	
15	2000535005	Installing plate 调整块	1	
16	2000504001	Steel ball 钢球	1	
17	2000507004	Inching switch 微动开关	1	
18	2000537003	Washer 垫圈	2	
19	2000541001	Screw 螺钉	2	
20	2000541003	Screw 螺钉	2	
21	2000537001	Washer 垫圈	6	
22	2000508002	Inner covering plate 盖板	1	
23	4300501006	Handle socket 手把座	1	
	4300501001	Handle socket(without footplate) 手把座(不带踏板)	1	
24	7300500001	Electron handgrip 电子转向	1	
25	2001037001	Washer 垫圈	4	
26	1000131001	Screw 螺钉	4	
27	5501221001	Gear 主动齿轮	1	
28	5500521001	Gear 被动齿轮	1	

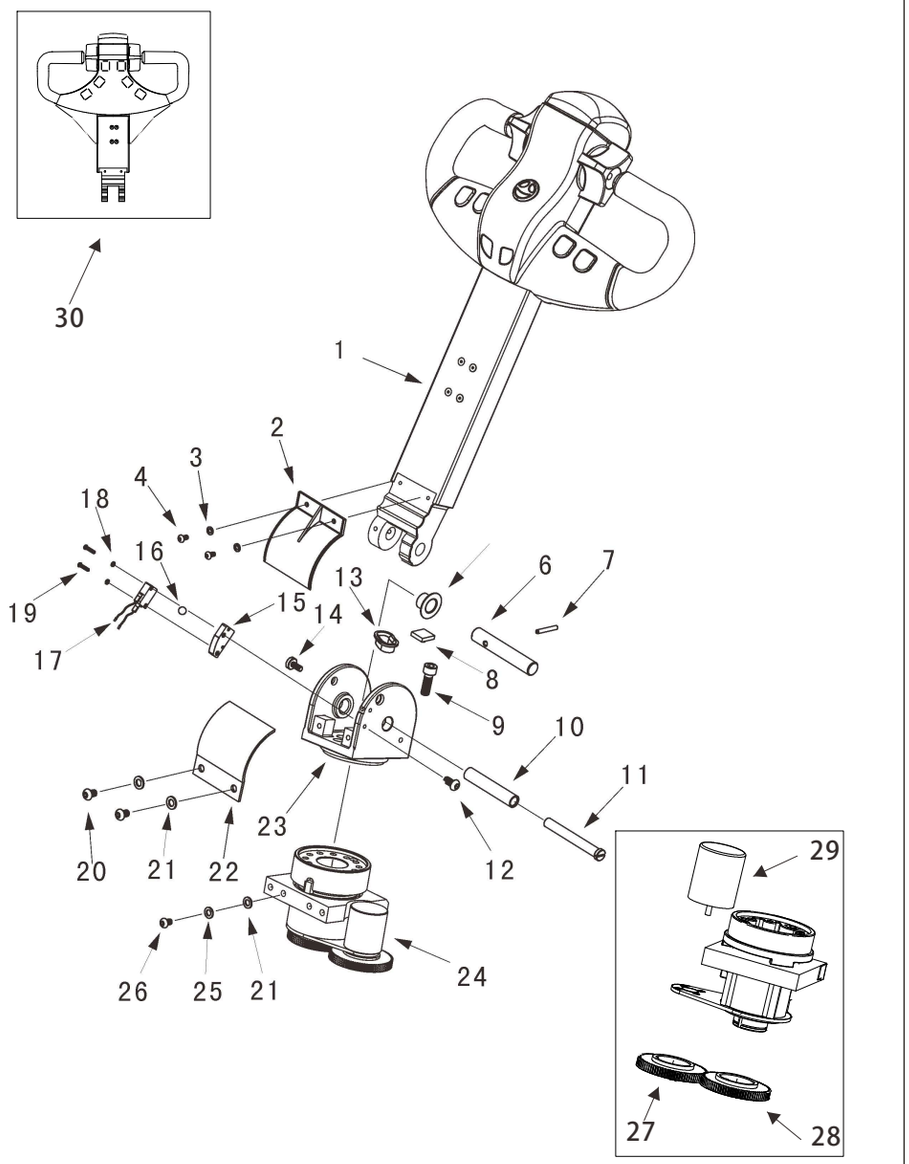

1

Купить штабелёр
kupit-shtabeler.ru +7 495 159-44-32 zakaz@kupit-shtabeler.ru
Справочная копия документа изготовителя. Масштаб исходных страниц сохранён.

图1/FIG.1 转向操纵系统/STEERING CONTROL SYSTEM

序号 Item No	图 号 Part No	零部件名称 Description	件数 Q'ty	备 注 Remark
29	9300200001	Sensor assembly 角度传感器总成	1	
30	9300500007	Handle assembly 手柄总成	1	
	9300500006	Handle assembly(without footplate) 手柄总成(不带踏板)	1	
	8500800001	Handle assembly(Incline) 手柄总成(带倾斜)	1	
	9700500003	Handle assembly(Incline)(without footplate) 手柄总成(带倾斜)(不带踏板)	1	

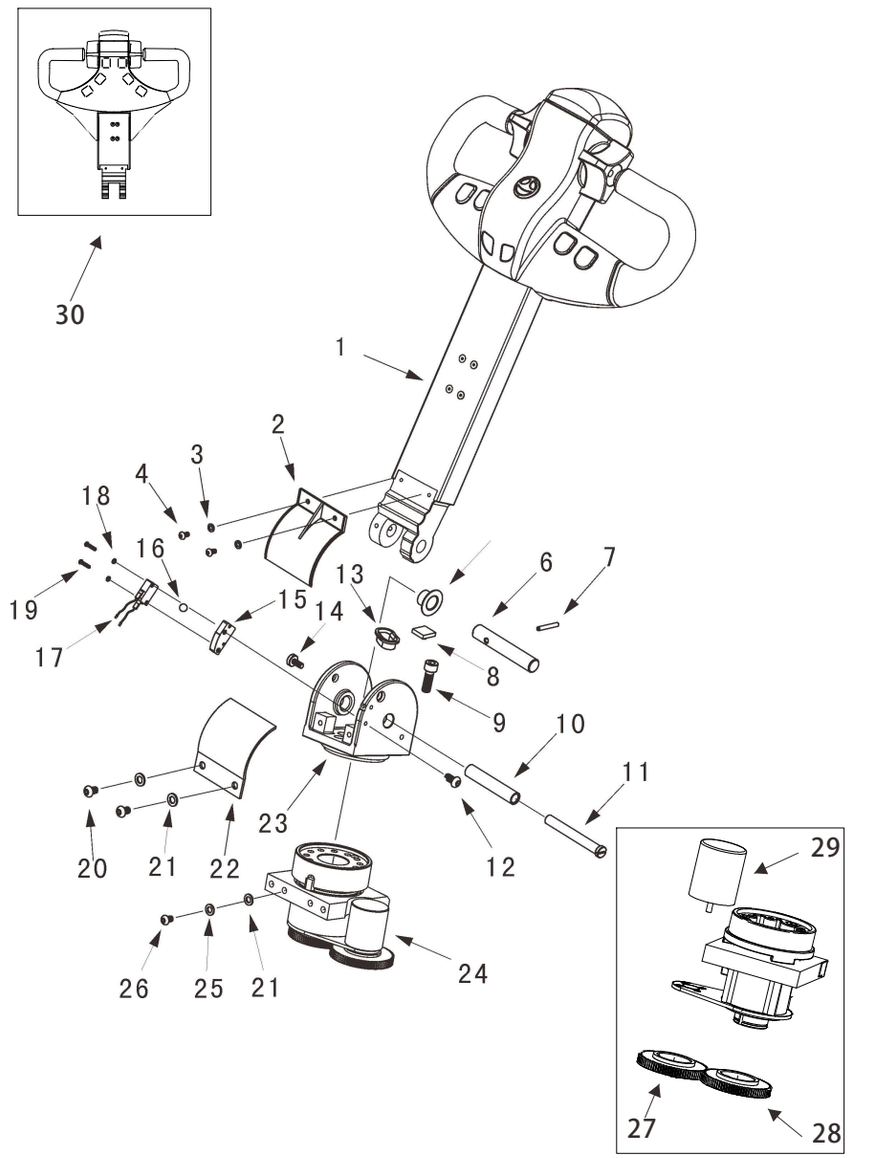

Купить штабелёр
kupit-shtabeler.ru +7 495 159-44-32 zakaz@kupit-shtabeler.ru
Справочная копия документа изготовителя. Масштаб исходных страниц сохранён.

图2/FIG.2 手柄总成/HANDLE ASSEMBLY

序号 Item No	图号 Part No	零部件名称 Description	件数 Q'ty	备注 Remark
01	9700500001	Handle assembly(without footplate) 跑车头手柄总成(不带踏板)	1	
	9700500002	Handle assembly 跑车头手柄总成	1	
02	5300500002	Switch box assembly 控制盒总成	1	
03	2000442001	Screw 螺钉	4	
04	4000517003	Handle tube 铝手把	1	
	4300501004	Handle tube(without footplate) 铝手把(不带踏板)	1	
05	6000502002	Pneumatic spring seat 气弹簧座	1	
06	2000525012	Joint 气弹簧球头	1	
07	4000519004	Pneumatic spring complete 气弹簧	1	
	4600519001	Pneumatic spring complete(without footplate) 气弹簧(不带踏板)	1	
08	2000527002	Snap ring 挡圈	1	
09	2000520003	Joint 接头	1	
10	2000525006	Shaft 轴	1	
11	1000527001	Snap ring 挡圈	1	
12	4000517001	Covering plate 盖板	1	
	4300501003	Covering plate(without footplate) 盖板(不带踏板)	1	
13	2000542001	Screw 螺钉	6	

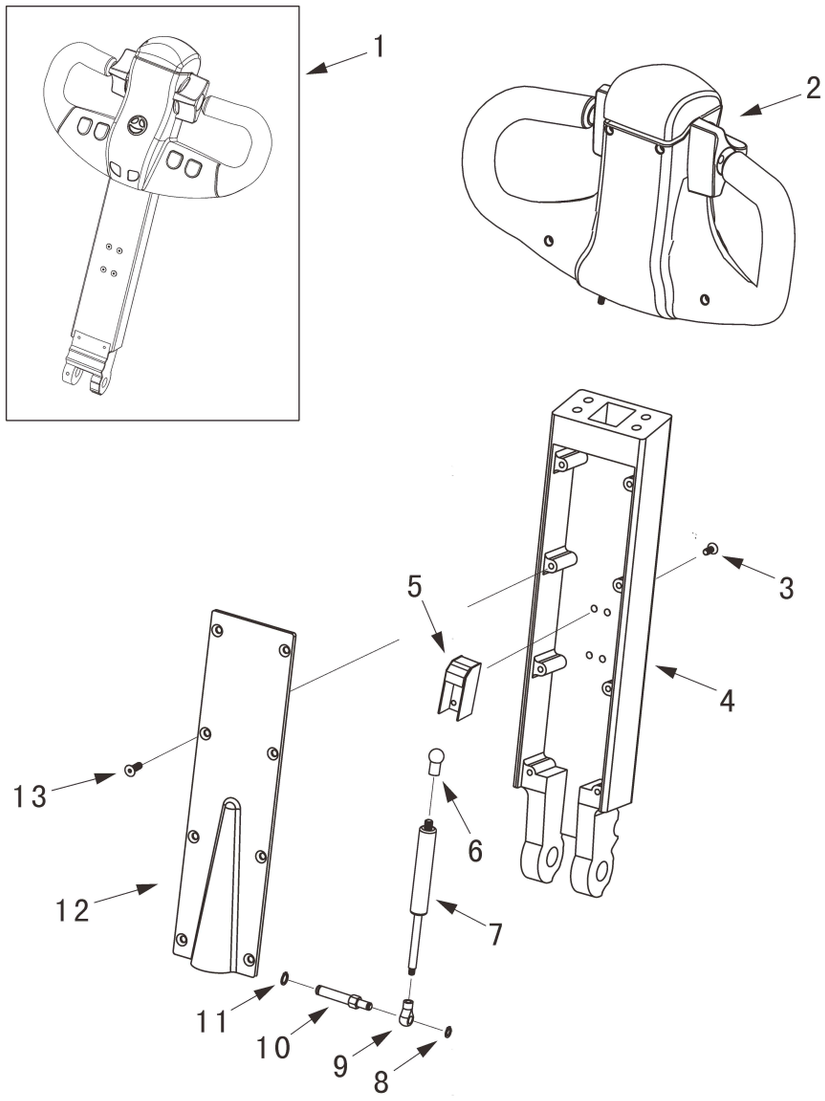

kupit-shtabeler.ru

图3/FIG.3 控制盒总成/SWITCH BOX ASSEMBLY

序号 Item No	图号 Part No	零部件名称 Description	件数 Q'ty	备注 Remark
01	5300500002	Switch box assembly 控制盒总成	1	
02	5300518003	Emergency reverser button cover 紧急换向按钮盖	1	
03	2000519004	Spring 弹簧	1	
04	5300500001	Cover assembly 手柄盖总成	1	
05	4300500004	Stepped switch assembly 行走开关总成	1	
06	2000507002	Emergency reverser button 紧急换向按钮	1	
07	5300517002	Handle 手柄	1	
08	6000131001	Screw 螺钉	4	
09	1001437003	Washer 垫圈	4	
10	1200518001	Supporting plate 支撑板	1	
11	3201431001	Screw 螺钉	2	
12	6001310006	Screw 螺钉	2	
13	9300517001	Seat 微动开关座	2	
14	1000515002	Shell 接插件母胶壳	1	
15	1000515001	Shell 接插件公胶壳	1	

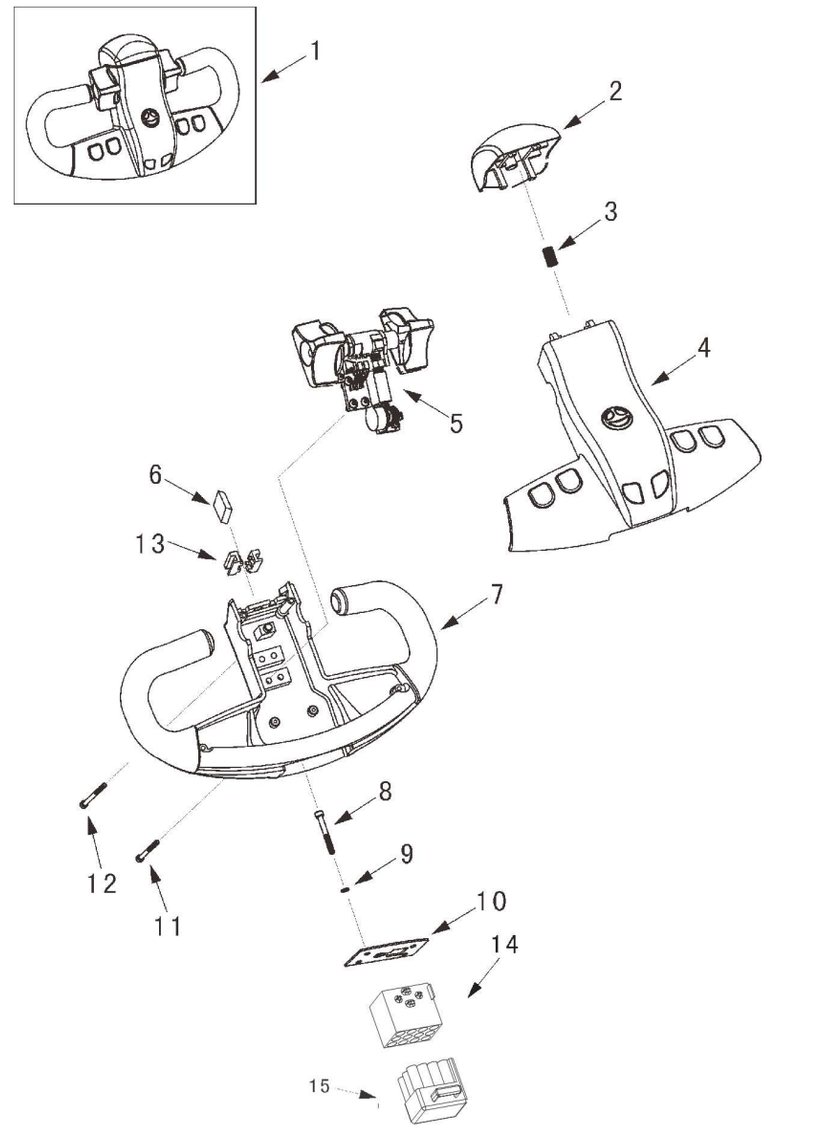

Купить штабелёр
kupit-shtabeler.ru +7 495 159-44-32 zakaz@kupit-shtabeler.ru
Справочная копия документа изготовителя. Масштаб исходных страниц сохранён.
kupit-shtabeler.ru

图4/FIG.4 手柄总成/HANDLE ASSEMBLY

序号 Item No	图号 Part No	零部件名称 Description	件数 Q'ty	备注 Remark
01	9300500007	Handle assembly 力达款手柄总成	1	
	9300500006	Handle assembly(without footplate) 力达款手柄总成(不带踏板)	1	
02	4300500005	Switch box assembly 控制盒总成	1	
03	2000442001	Screw 螺钉	4	
04	4000517003	Handle tube 铝手柄	1	
	4300501004	Handle tube(without footplate) 铝手柄(不带踏板)	1	
05	6000502002	Pneumatic spring seat 气弹簧座	1	
06	2000525012	Joint 气弹簧球头	1	
07	4600519002	Pneumatic spring complete 气弹簧	1	
	1500519001	Pneumatic spring complete(without footplate) 气弹簧(不带踏板)	1	
08	2000527002	Snap ring 挡圈	1	
09	2000520003	Joint 下接头	1	
10	2000525006	Shaft 轴	1	
11	1000527001	Snap ring 挡圈	1	
12	4000517001	Covering plate 盖板	1	
	4300501003	Covering plate(without footplate) 盖板(不带踏板)	1	
13	2000542001	Screw 螺钉	4	

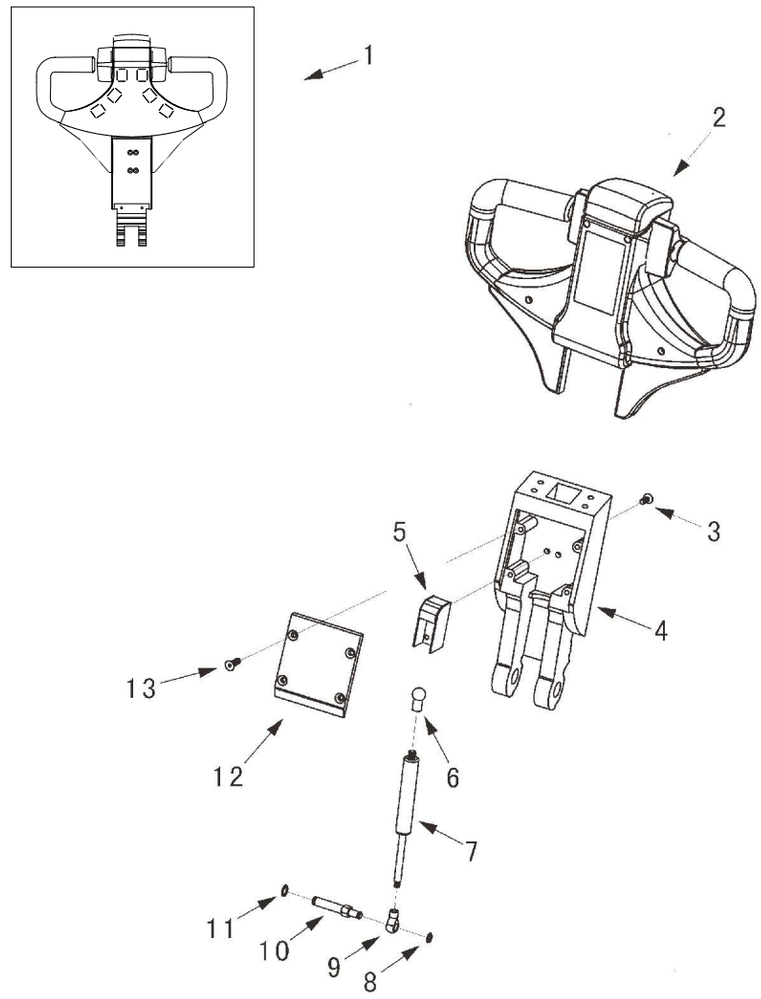

kupit-shtabeler.ru

图5/FIG.5 控制盒总成/SWITCH BOX ASSEMBLY

序号 Item No	图 号 Part No	零部件名称 Description	件数 Q'ty	备 注 Remark
01	4300500005	Switch box assembly 控制盒总成	1	
02	4300508001	Emergency reverser button cover 紧急换向按钮盖	1	
03	2000519004	Spring 弹簧	1	
04	4300500007	Cover assembly 手柄盖总成	1	
05	4300500004	Stepped switch assembly 行走开关总成	1	
06	2000507002	Emergency reverser button 紧急换向按钮	1	
07	4300517001	Handle 手柄	1	
08	6000131007	Screw 螺钉	4	
09	1001437003	Washer 垫圈	4	
10	1200518001	Supporting plate 支撑板	1	
11	3201431001	Screw 螺钉	2	
12	6000131006	Screw 螺钉	2	
13	9300517001	Seat 微动开关座	2	
14	1000515002	Shell 接插件母胶壳	1	
15	1000515001	Shell 接插件公胶壳	1	

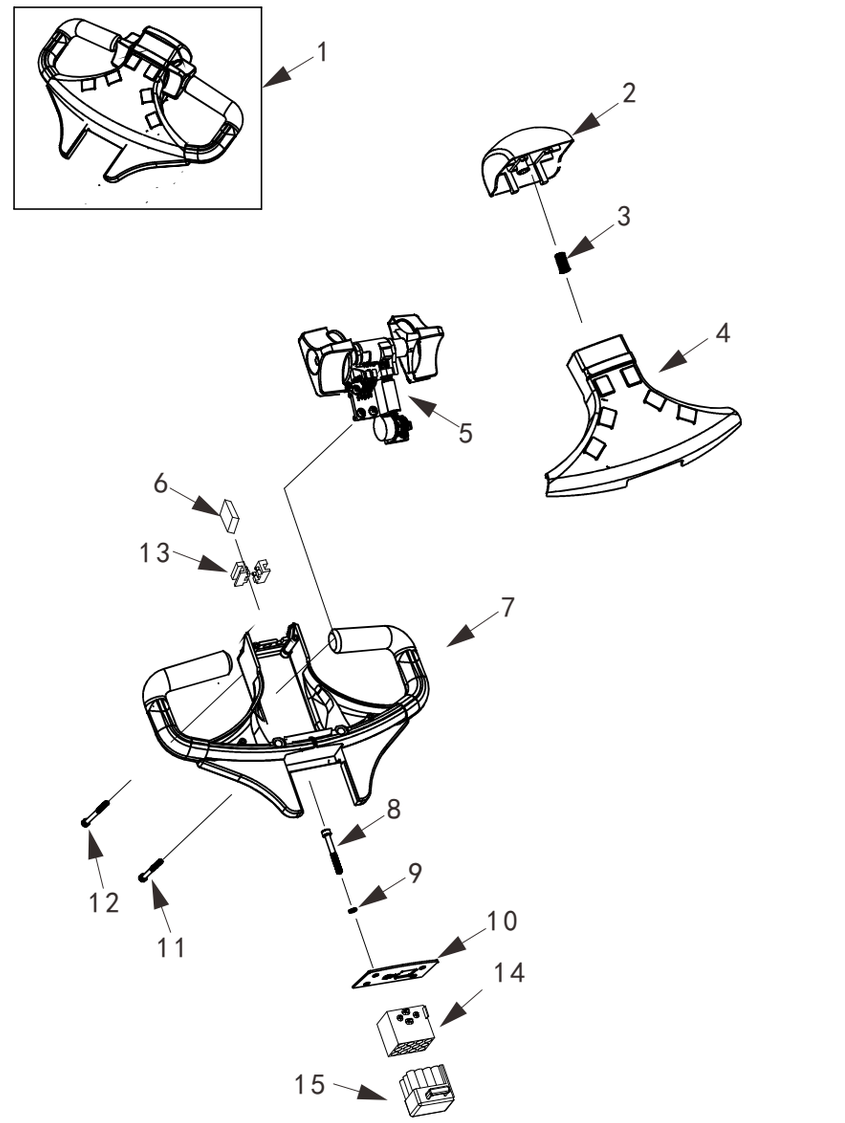

Купить штабелёр
kupit-shtabeler.ru +7 495 159-44-32 zakaz@kupit-shtabeler.ru
Справочная копия документа изготовителя. Масштаб исходных страниц сохранён.

图6/FIG.6 手柄总成(带倾斜)/HANDLE ASSEMBLY(INCLINE)

序号 Item No	图号 Part No	零部件名称 Description	件数 Q'ty	备注 Remark
01	8500500001	Handle assembly 力达款手柄总成	1	
	9700500003	Handle assembly(without footplate) 力达款手柄总成(不带踏板)	1	
02	9700500005	Switch box assembly 控制盒总成	1	
03	2000442001	Screw 螺钉	4	
04	4000517003	Handle tube 铝手柄	1	
	4300501004	Handle tube(without footplate) 铝手柄(不带踏板)	1	
05	6000502002	Pneumatic spring seat 气弹簧座	1	
06	2000525012	Joint 气弹簧球头	1	
07	4600519002	Pneumatic spring complete 气弹簧	1	
	1500519001	Pneumatic spring complete(without footplate) 气弹簧(不带踏板)	1	
08	2000527002	Snap ring 挡圈	1	
09	2000520003	Joint 下接头	1	
10	2000525006	Shaft 轴	1	
11	1000527001	Snap ring 挡圈	1	
12	4000517001	Covering plate 盖板	1	
	4300501003	Covering plate(without footplate) 盖板(不带踏板)	1	
13	2000542001	Screw 螺钉	4	

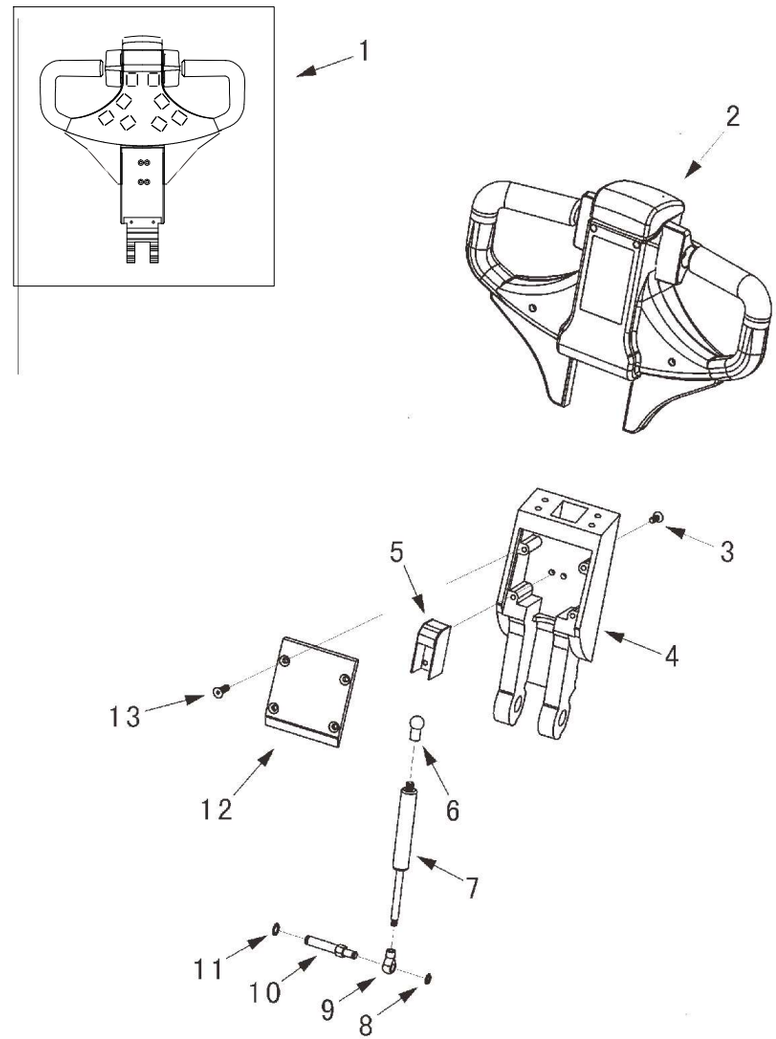

Купить штабелёр
kupit-shtabeler.ru +7 495 159-44-32 zakaz@kupit-shtabeler.ru
Справочная копия документа изготовителя. Масштаб исходных страниц сохранён.

图7/FIG.7 控制盒总成(带倾斜)/SWITCH BOX ASSEMBLY(INCLINE)

序号 Item No	图号 Part No	零部件名称 Description	件数 Q'ty	备注 Remark
01	9700500005	Switch box assembly 控制盒总成	1	
02	4300508001	Emergency reverser button cover 紧急换向按钮盖	1	
03	2000519004	Spring 弹簧	1	
04	9700500004	Cover assembly 手柄盖总成	1	
05	4300500004	Stepped switch assembly 行走开关总成	1	
06	2000507002	Emergency reverser button 紧急换向按钮	1	
07	4300517001	Handle 手柄	1	
08	6000131007	Screw 螺钉	4	
09	1001437003	Washer 垫圈	4	
10	1200518001	Supporting plate 支撑板	1	
11	3201431001	Screw 螺钉	2	
12	6000131006	Screw 螺钉	2	
13	9300517001	Seat 微动开关座	2	
14	1000515002	Shell 接插件母胶壳	1	
15	1000515001	Shell 接插件公胶壳	1	

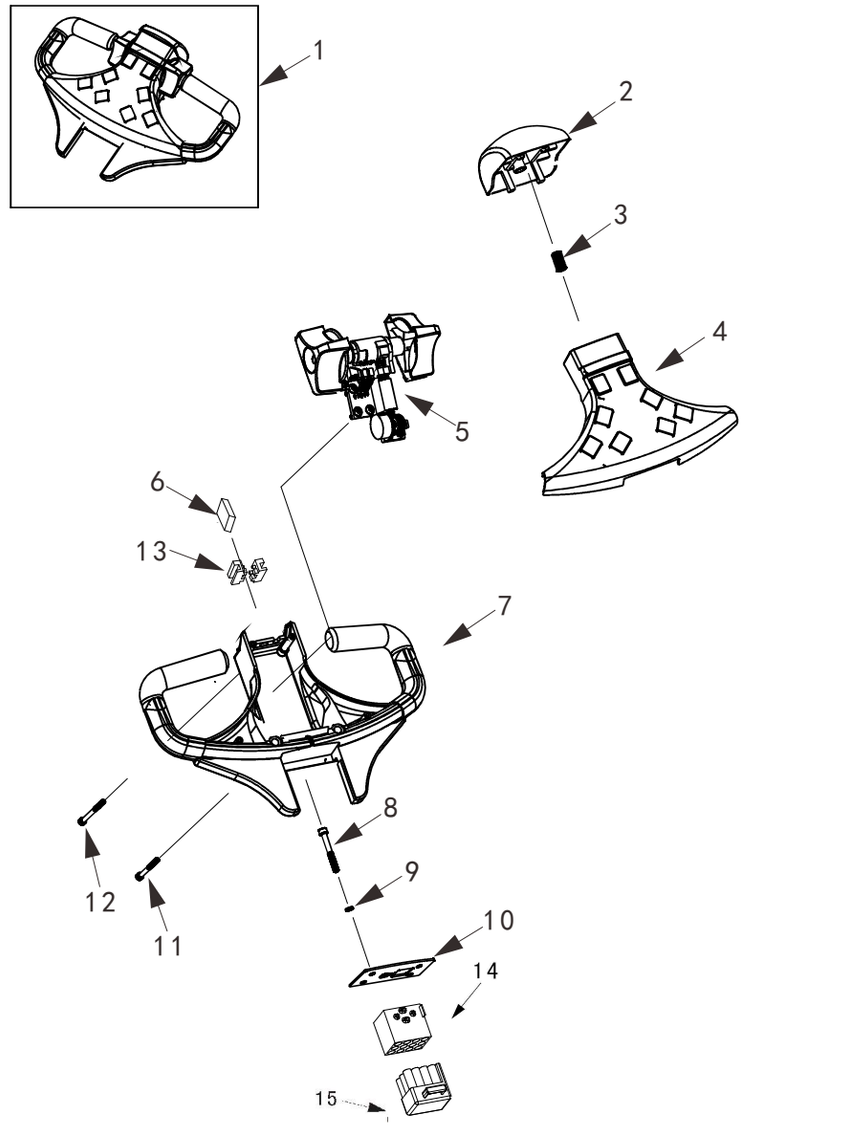

8

Купить штабелёр
kupit-shtabeler.ru +7 495 159-44-32 zakaz@kupit-shtabeler.ru
Справочная копия документа изготовителя. Масштаб исходных страниц сохранён.

图8/FIG.8 行走开关总成/STEPPED SWITCH ASSEMBLY

序号 Item No	图号 Part No	零部件名称 Description		件数 Q'ty	备注 Remark
01	4300500004	Stepped switch assembly	行走开关总成	1	
02	2000538005	Screw	螺栓	2	
03	2000507003	Inching switch	微动开关	2	
04	2000535001	Isolate block	绝缘块	2	
05	2001141005	Screw	螺栓	2	
06	4300518003	Fastening bracket	固定支架	1	
07	1000504001	Washer	垫圈	2	
08	2000539002	Nut	螺母	2	
09	4300501005	Cam	凸轮	1	
10	4300513001	Cam Shaft	凸轮安装轴	1	
11	1002343003	Rack	齿条	1	
12	2000519004	Spring	弹簧	1	
13	4300900002	Screw	螺钉	2	
14	2001437005	Washer	垫圈	2	
15	4300540001	Right control knob	右控制手柄	1	
16	4300512001	Shaft sleeve	轴套	2	
17	4300535001	Fastening bracket	固定支架	1	
18	2000541004	Screw	螺钉	4	
19	4300540002	Left control knob	左控制手柄	1	
20	4300518004	Baffle	挡板	1	
21	2000521001	Gear	齿轮	1	
22	4700418001	Fastening bracket	固定支架	1	
23	4700400001	Potentiometer	电位器	1	

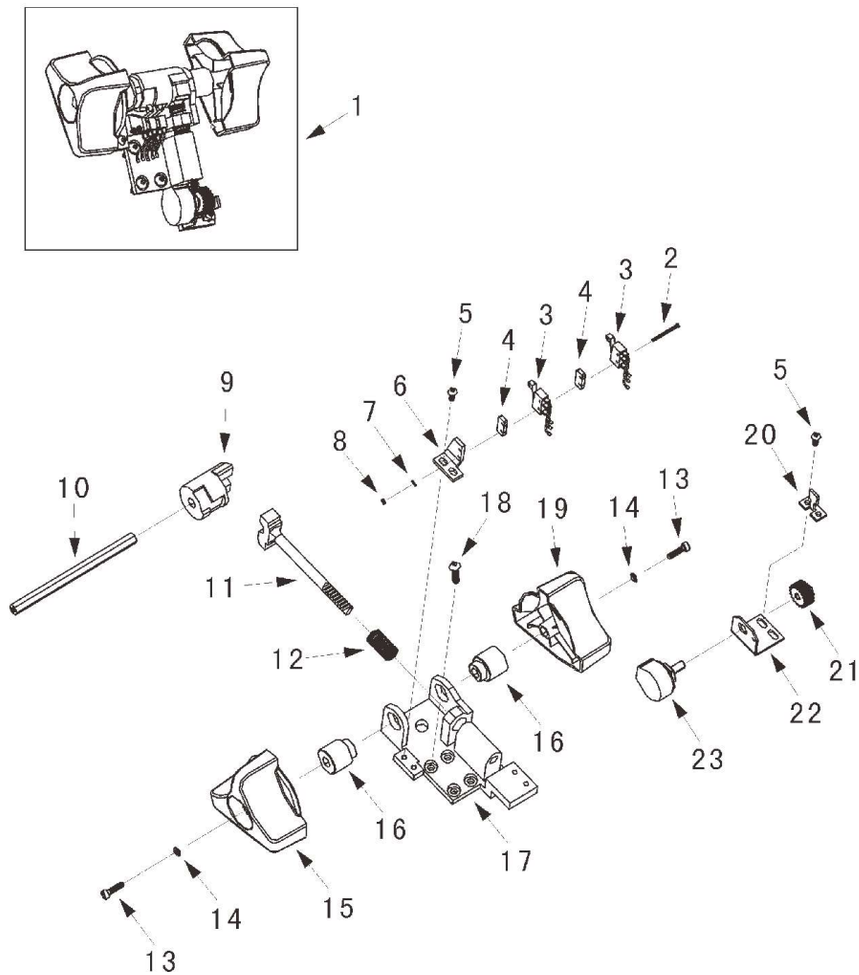

图9/FIG.9 驱动系统/DRIVING SYSTEM

序号 Item No	图号 Part No	零部件名称 Description	件数 Q'ty	备注 Remark
01	7800300001	Motor 电机	1	
02	1000130001	Screw 螺栓	4	
03	2001037001	Washer 垫圈	4	
04	9300400002	Encoder 编码器	1	
05	5501221004	Gear 齿轮	1	
06	7800337001	Washer 垫圈	1	
07	7800330002	Screw 螺栓	1	
08	8700110001	Flange(old) 老款浮动架	1	
	9700318001	Flange(new) 新款浮动架	1	
09	0300320001	Axletree 变速箱大轴承	1	
10	9700406001	Limitation switch 光电开关	1	
11	9300312002	Sleeve 衬套	1	
12	7800300003	Gear box assembly 变速箱总成	1	
13	4000332001	Drive wheel assembly 驱动轮总成	1	
14	2000325002	Nut 螺母	5	
15	1500300001	Motor assembly 转向电机总成	1	

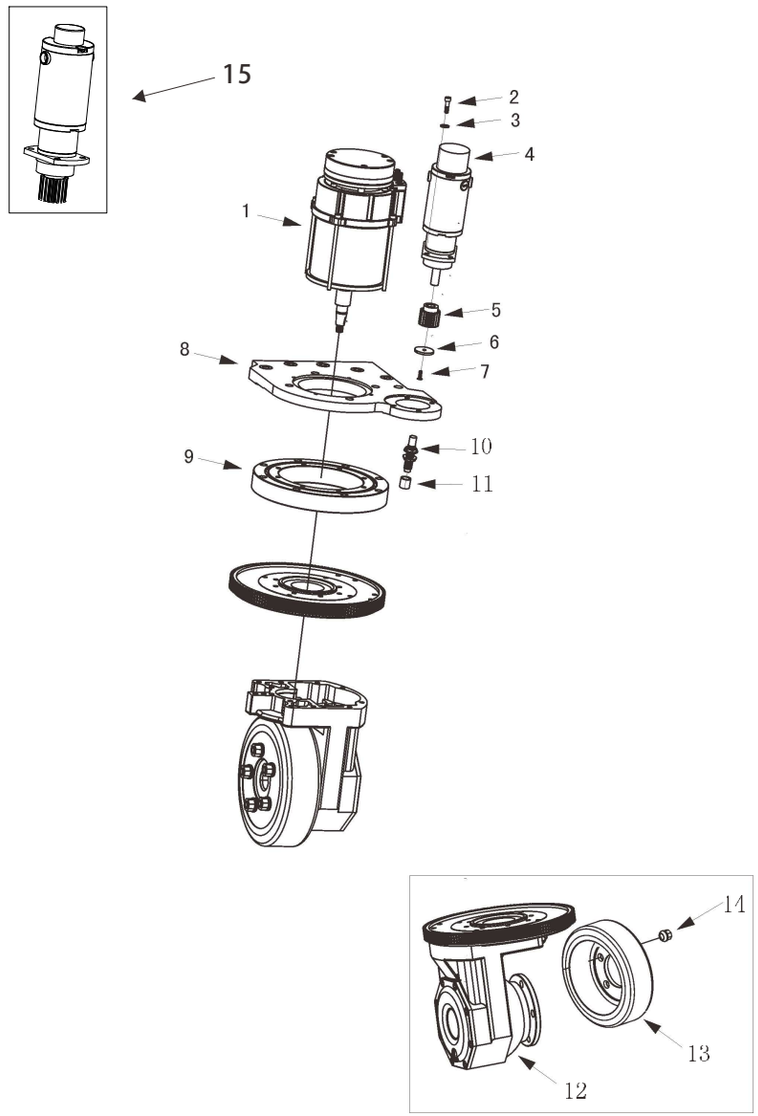

Купить штабелёр
kupit-shtabeler.ru +7 495 159-44-32 zakaz@kupit-shtabeler.ru
Справочная копия документа изготовителя. Масштаб исходных страниц сохранён.

图10/FIG.10 老款齿轮箱总成/GEAR BOX ASSEMBLY(OLD)

序号 Item No	图号 Part No	零部件名称 Description	件数 Q'ty	备注 Remark
01	1000131001	Screw 螺栓	4	
02	7800321001	Gear 齿轮	1	
03	2000125001	Nut 螺母	1	
04	2000121006	Gear 齿轮	1	
05	2000120003	Bearing 轴承	2	
06	2000141001	Screw 螺栓	8	
07	2000625001	Bolt 六角头螺栓	2	
08	2000603010	Washer 垫圈	2	
09	2000111002	Sider cover 箱体侧盖	1	
10	2000128002	O-ring 0型圈	1	
11	2000130001	Bolt 六角头螺栓	1	
12	2000135001	Washer 垫圈	1	
13	2000121002	Gear 齿轮	1	
14	2000120002	Bearing 轴承	1	
15	2000137001	Washer 垫圈	2	
16	2000137002	Washer 垫圈	2	
17	4000201001	Gear 齿轮	1	
18	4000101001	Flat 平键	1	
19	2001037001	Circlip 弹性挡圈	8	
20	2000731003	Screw 螺栓	8	
21	2000120001	Bearing 轴承	1	
22	2000105001	Seal ring 密封圈	1	
23	2000121003	Spline Shaft 花键轴	1	
24	2000126001	Gear box body 齿轮箱箱体	1	

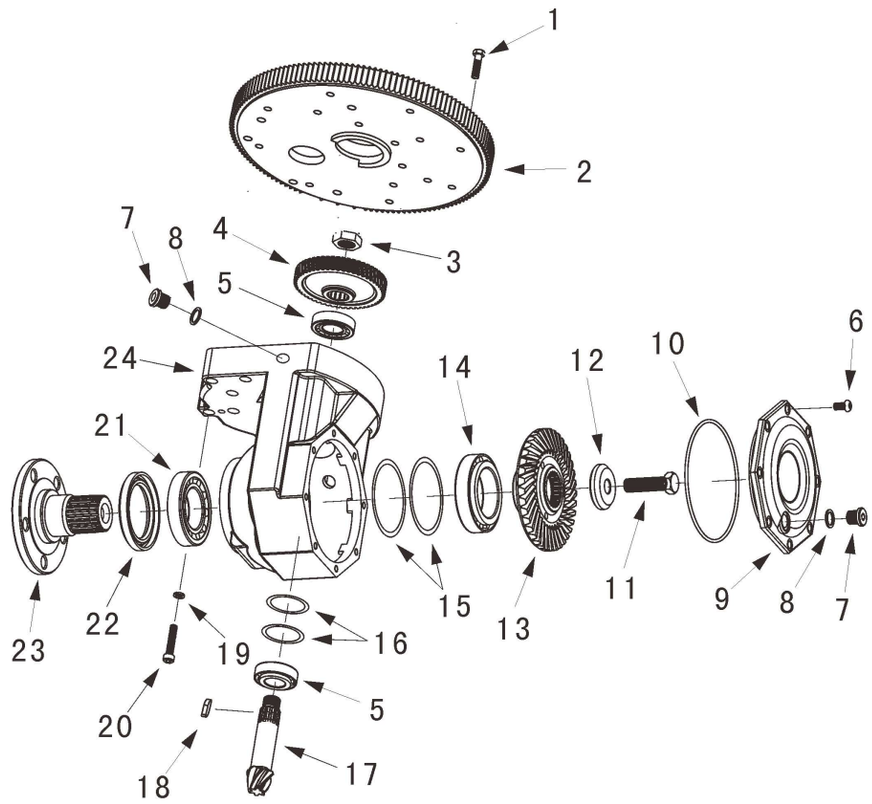

kupit-shtabeler.ru

图11/FIG.11 新款齿轮箱总成/GEAR BOX ASSEMBLY(NEW)

序号 Item No	图号 Part No	零部件名称 Description	件数 Q'ty	备注 Remark
01	1000131001	Screw 螺栓	4	
02	7800321001	Gear 齿轮	1	
03	2000125001	Nut 螺母	1	
04	2000121006	Gear 齿轮	1	
05	2000120003	Bearing 轴承	2	
06	2000141001	Screw 螺栓	8	
07	2000625001	Bolt 六角头螺栓	2	
08	2000603010	Washer 垫圈	2	
09	2000111002	Sider cover 箱体侧盖	1	
10	2000128002	O-ring 0型圈	1	
11	4600113001	Nut 螺母	1	
12	2000121002	Gear 齿轮	1	
13	2000120002	Bearing 轴承	1	
14	2000137001	Washer 垫圈	2	
15	2000137002	Washer 垫圈	2	
16	4000201001	Gear 齿轮	1	
17	4000101001	Flat 平键	1	
18	2001037001	Circlip 弹性挡圈	8	
19	2000731003	Screw 螺栓	8	
20	2000120001	Bearing 轴承	1	
21	2000105001	Seal ring 密封圈	1	
22	4600113002	Spline Shaft 花键轴	1	
23	2000126001	Gear box body 齿轮箱箱体	1	
24	7800300003	Gear box assembly 变速箱总成	1	

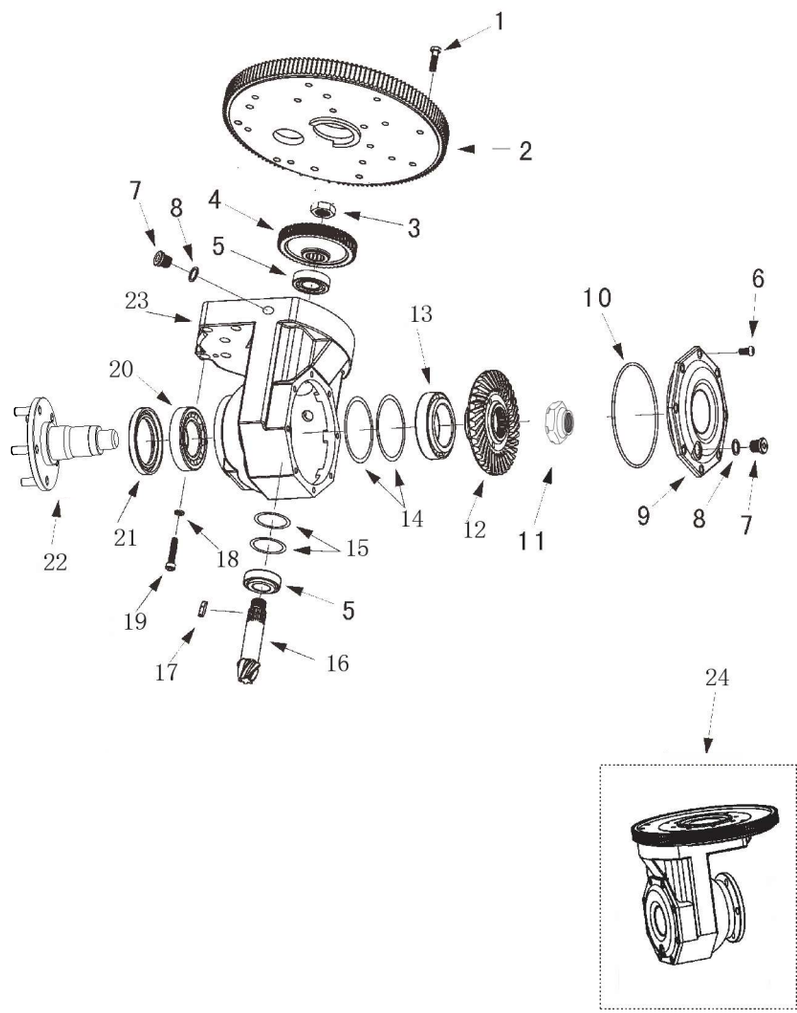

12

Купить штабелёр
kupit-shtabeler.ru +7 495 159-44-32 zakaz@kupit-shtabeler.ru
Справочная копия документа изготовителя. Масштаб исходных страниц сохранён.

图12/FIG.12 驱动电机/DRIVING MOTOR

序号 Item No	图号 Part No	零部件名称 Description	件数 Q'ty	备注 Remark
01	0301000001	Brake assembly 电磁制动器	1	
02	2001021001	Spline 花键轴套	1	
03	2001427001	Snap ring 轴用挡圈	1	
04	2001012001	Sleeve 定位套	1	
05	4600628001	O-ring 0型圈	1	
06	4001404001	Flat key 平键	1	
07	0301400001	Motor 电机	1	
08	0301431001	Screw 螺栓	4	
09	0301435001	Position sleeve 过渡定位套	1	
10	2001405001	Dust ring 骨架油封	1	
11	2001228001	O-ring 0型圈	1	
12	2001420001	Bearing 轴承	1	
13	2001427001	Snap ring 轴用挡圈	2	
14	2001227003	Snap ring 轴用挡圈	1	
15	2000121005	Gear 齿轮	1	
16	2001435002	Semicircle key 半圆键	1	
17	2001425002	Nut 螺母	1	
18	4601402001	Joint 磁钢头	1	
19	0301427001	Washer 垫圈	3	
20	2001441001	Screw 螺栓	4	
21	1801411001	Cover 刹车盘上盖	1	
22	1801411002	Wire saddle 线套	1	
23	7801006001	Circuit board 编码器线路板	1	

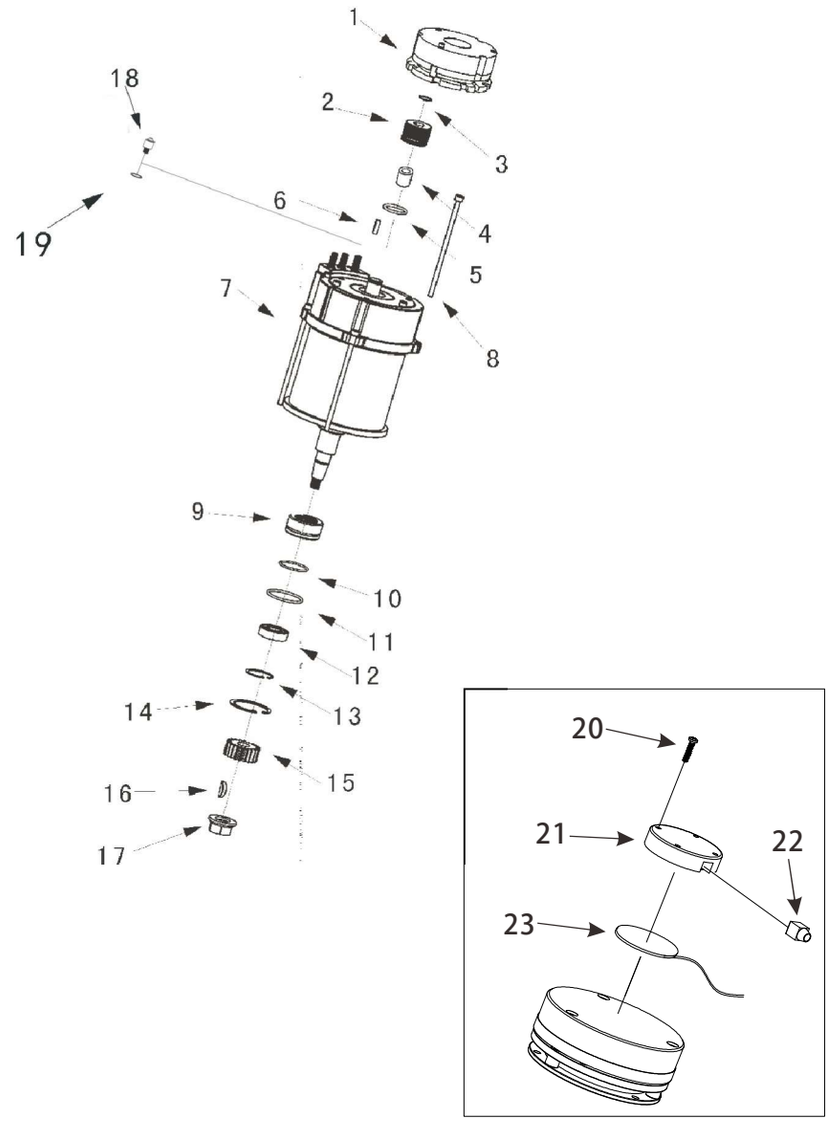

Купить штабелёр
kupit-shtabeler.ru +7 495 159-44-32 zakaz@kupit-shtabeler.ru
Справочная копия документа изготовителя. Масштаб исходных страниц сохранён.

图13/FIG.13 老款液压系统(带倾斜)/HYDRAULIC SYSTEM(OLD)(INCLINE)

序号 Item No	图号 Part No	零部件名称 Description	件数 Q'ty	备注 Remark
01	3500600002	Hydraulic power unit 液压动力单元	1	
02	5500614007	Soft oil pipe(3.5m) 软油管	1	
	5500614008	Soft oil pipe(3.0m) 软油管	1	
	5500614009	Soft oil pipe(2.5m) 软油管	1	
	5500614010	Soft oil pipe(3.3m) 软油管	1	
03	2000827001	Snap ring 挡圈	1	
04	7802032001	Pipe wheel 滚轮	1	
05	2500620001	Bearing 轴承	2	
06	5500618001	Bracket 滚轮焊接架	1	
07	2000937002	Washer 垫圈	2	
08	2000937003	Circlip 弹簧垫圈	2	
09	2000931004	Screw 螺栓	2	
10	5500600002	Lifting cylinder assembly(3.5m) 油缸总成	1	
	5500600003	Lifting cylinder assembly(3.0m) 油缸总成	1	
11	8700614001	Soft oil pipe 软油管	2	
12	8700637001	Washer 垫圈	2	
13	8700600001	Incline cylinder assembly 倾斜油缸总成	1	
14	8700615001	T-joint 特殊接头	1	
15	1001437003	Washer 垫圈	6	
16	2001437001	Washer 垫圈	6	
17	2000931001	Screw 螺栓	6	
18	2000637001	Washer 垫圈	10	
19	2000630001	Screw 螺栓	2	
20	8700630001	Screw 螺栓	9	
21	1001437001	Washer 弹性垫圈	3	
22	8700615003	Joint 接头	1	
23	8700637001	Washer 垫圈	6	
24	8700615004	Joint 机头	6	
25	2000614005	Hard oil pipe 硬油管	1	
26	2000603024	Joint 接头	2	

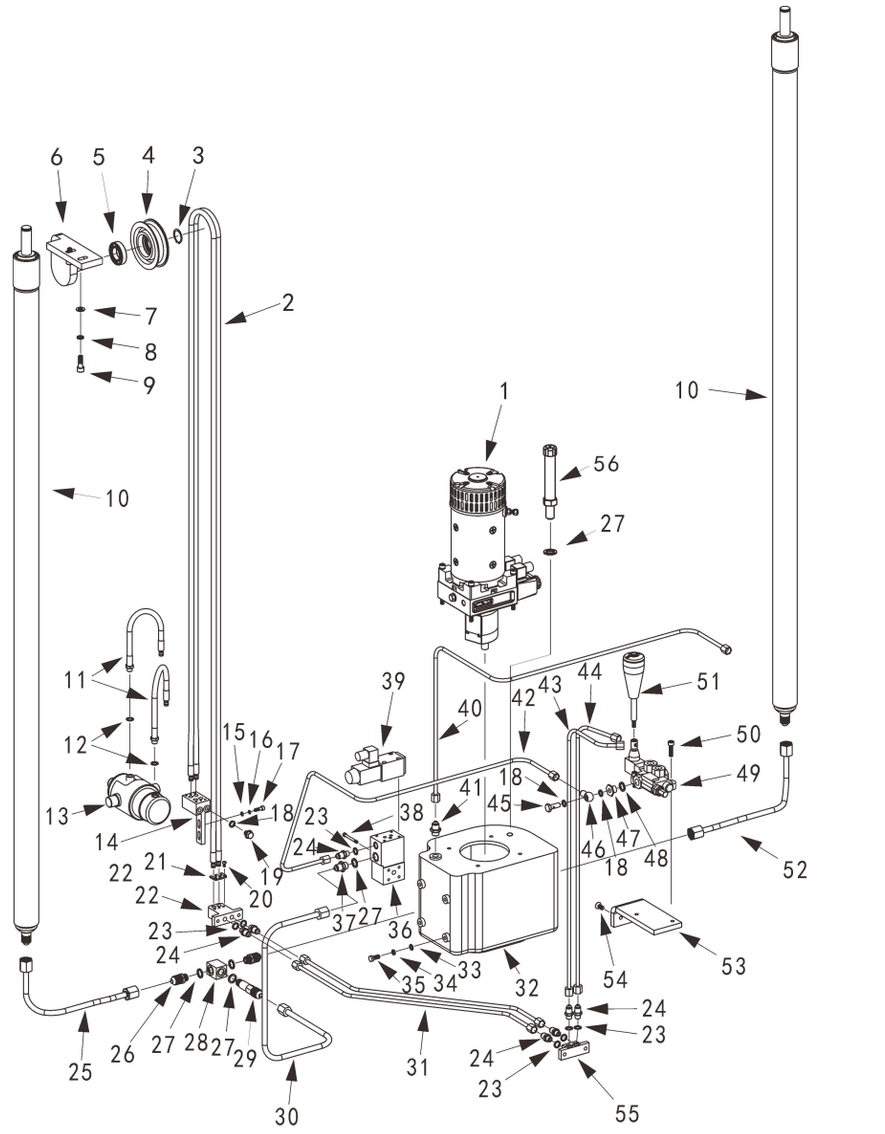

Купить штабелёр
kupit-shtabeler.ru +7 495 159-44-32 zakaz@kupit-shtabeler.ru
Справочная копия документа изготовителя. Масштаб исходных страниц сохранён.

图13/FIG.13 老款液压系统(带倾斜)/HYDRAULIC SYSTEM(OLD)(INCLINE)

序号 Item No	图号 Part No	零部件名称 Description	件数 Q'ty	备注 Remark
27	2000603010	Washer 垫圈	5	
28	5500603003	Joint 接头	1	
29	2000603013	Joint 接头	1	
30	9700614007	Hard oil pipe 硬油管	1	
31	9700614002	Hard oil pipe 硬油管	1	
32	9300609002	Gasoline tank 油箱	1	
33	2000537001	Washer 垫圈	4	
34	2001037001	Washer 垫圈	4	
35	4300630001	Screw 螺栓	4	
36	8700603001	Valve body 阀体	1	
37	3200603003	Joint 接头	1	
38	6000131006	Screw 螺栓	4	
39	3500407001	Electromagnetic coil 电磁阀	1	
40	9700614006	Hard oil pipe 硬油管	1	
41	8700615005	Joint 接头	1	
42	9700614005	Hard oil pipe 硬油管	1	
43	9700614003	Hard oil pipe 硬油管	1	
44	9700614004	Hard oil pipe 硬油管	1	
45	8700615006	Joint 接头	4	
46	8700615007	Joint 接头	4	
47	8700615008	Joint 接头	4	
48	3500603001	Washer 垫圈	4	
49	3500403001	Manual coil 手动阀	1	
50	2000931004	Screw 螺栓	2	
51	3500400001	Hardspike 手杆	1	
52	2000614006	Hard oil pipe 硬油管	1	
53	9700618001	Bracket 焊接架	1	
54	2000942001	Screw 螺栓	2	
55	8700615009	Joint 接头	1	
56	2000600021	Vent rod 通气杆	1	

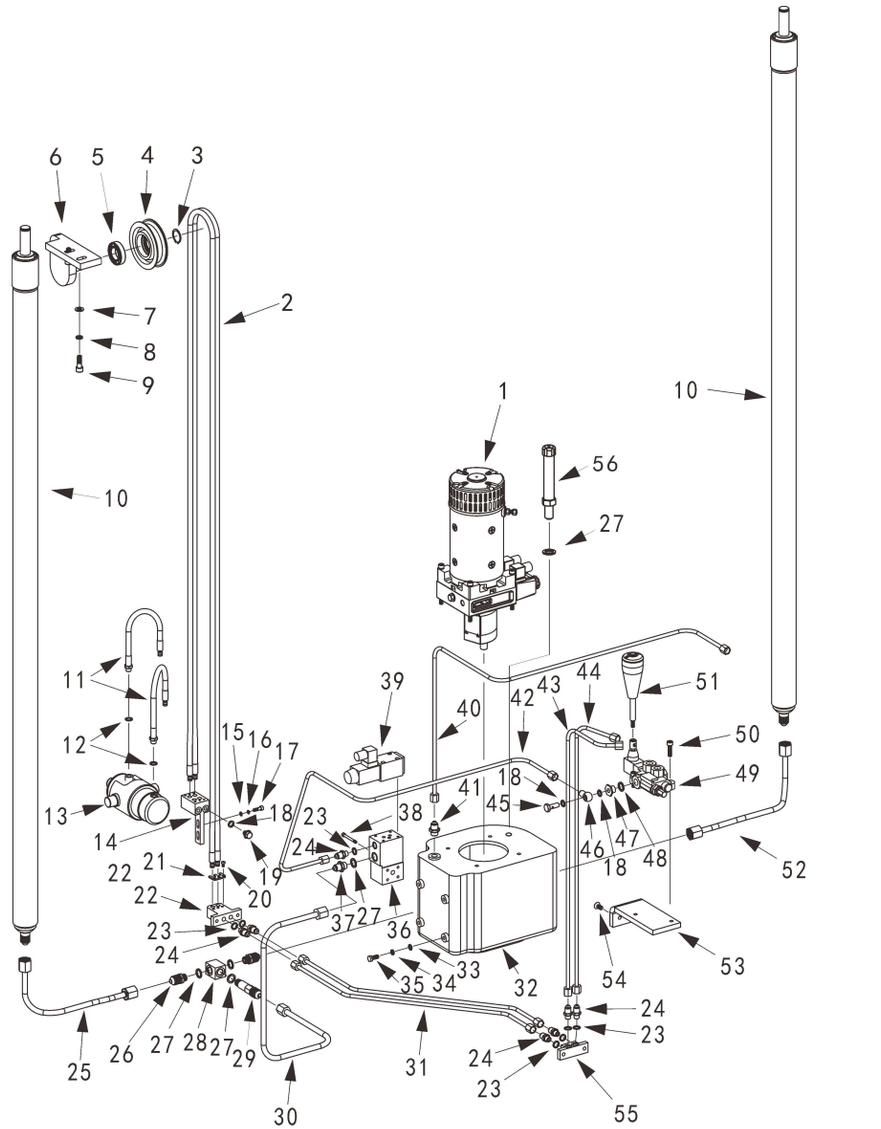

图14/FIG.14 新款液压系统(带倾斜)/HYDRAULIC SYSTEM(NEW)(INCLINE)

序号 Item No	图号 Part No	零部件名称 Description	件数 Q'ty	备注 Remark
01	9700600008	Hydraulic power unit 液压动力单元	1	
02	5500614007	Soft oil pipe(3.5m) 软油管	1	
	5500614008	Soft oil pipe(3.0m) 软油管	1	
	5500614009	Soft oil pipe(2.5m) 软油管	1	
	5500614010	Soft oil pipe(3.3m) 软油管	1	
03	2000827001	Snap ring 挡圈	1	
04	7802032001	Pipe wheel 滚轮	1	
05	2500620001	Bearing 轴承	2	
06	5500618001	Bracket 滚轮焊接架	1	
07	2000937002	Washer 垫圈	2	
08	2000937003	Circlip 弹簧垫圈	2	
09	2000931004	Screw 螺栓	2	
10	5500600002	Lifting cylinder assembly(3.5m) 油缸总成	1	
	5500600003	Lifting cylinder assembly(3.0m) 油缸总成	1	
11	8700614001	Soft oil pipe 软油管	2	
12	8700637001	Washer 垫圈	2	
13	8700600001	Incline cylinder assembly 倾斜油缸总成	1	
14	8700615001	T-joint 特殊接头	1	
15	1001437003	Washer 垫圈	6	
16	2001437001	Washer 垫圈	6	
17	2000931001	Screw 螺栓	6	
18	2000637001	Washer 垫圈	10	
19	2000630001	Screw 螺栓	2	
20	8700630001	Screw 螺栓	9	
21	1001437001	Washer 弹性垫圈	3	
22	8700615003	Joint 接头	1	
23	8700637001	Washer 垫圈	6	
24	8700615004	Joint 机头	6	
25	9700614012	Soft oil pipe 软油管	1	
26	9300604002	Joint 接头	3	

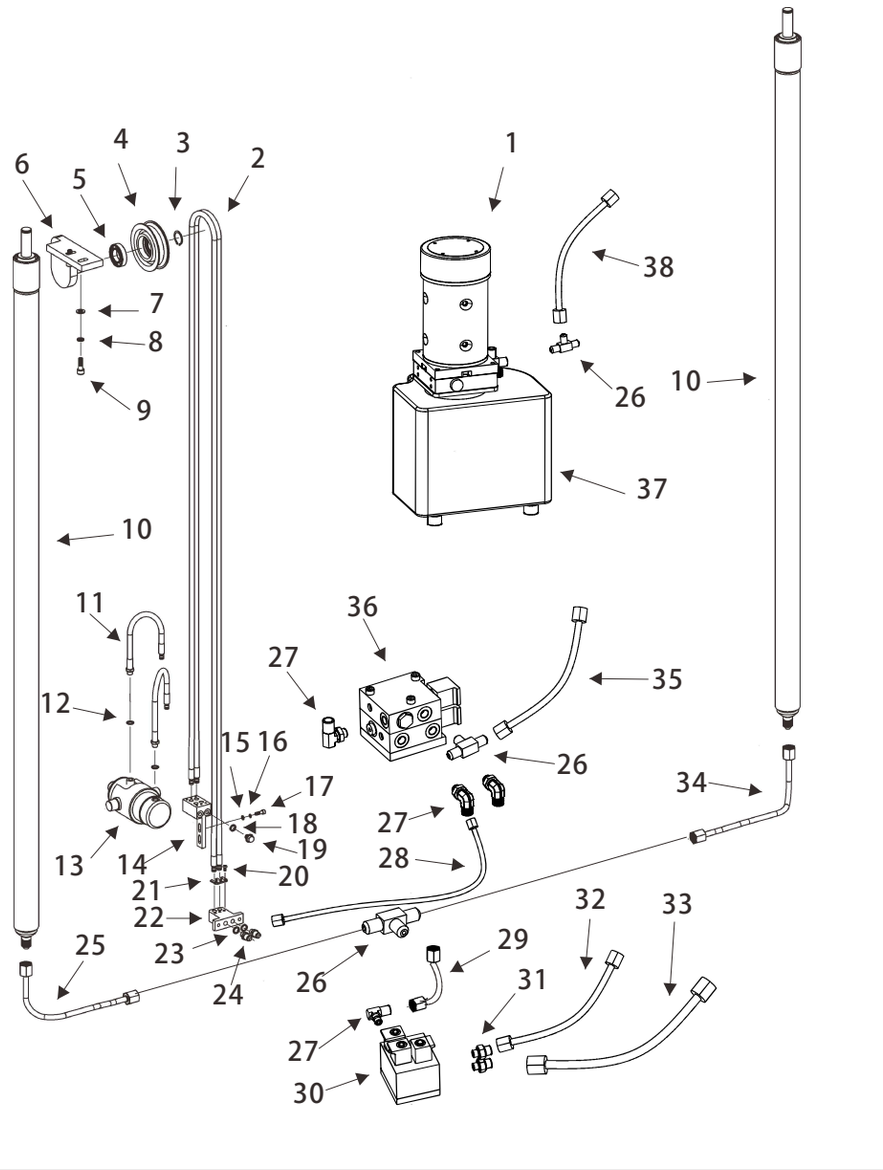

16

图14/FIG.14 新款液压系统(带倾斜)/HYDRAULIC SYSTEM(NEW)(INCLINE)

序号 Item No	图号 Part No	零部件名称 Description	件数 Q'ty	备注 Remark
27	9700603004	Joint 接头	4	
28	9700614013	Soft oil pipe 软油管	2	
29	9700614016	Soft oil pipe 软油管	1	
30	9700603001	Valve body 阀体	1	
31	9700603003	Joint 接头	2	
32	9700614015	Soft oil pipe 软油管	1	
33	9700614014	Soft oil pipe 软油管	1	
34	9700614011	Soft oil pipe 软油管	1	
35	9700614010	Soft oil pipe 软油管	1	
36	9700603002	Valve body 阀体	1	
37	9300626001	Gasoline tank 油箱	1	
38	9700614009	Soft oil pipe 软油管	1	

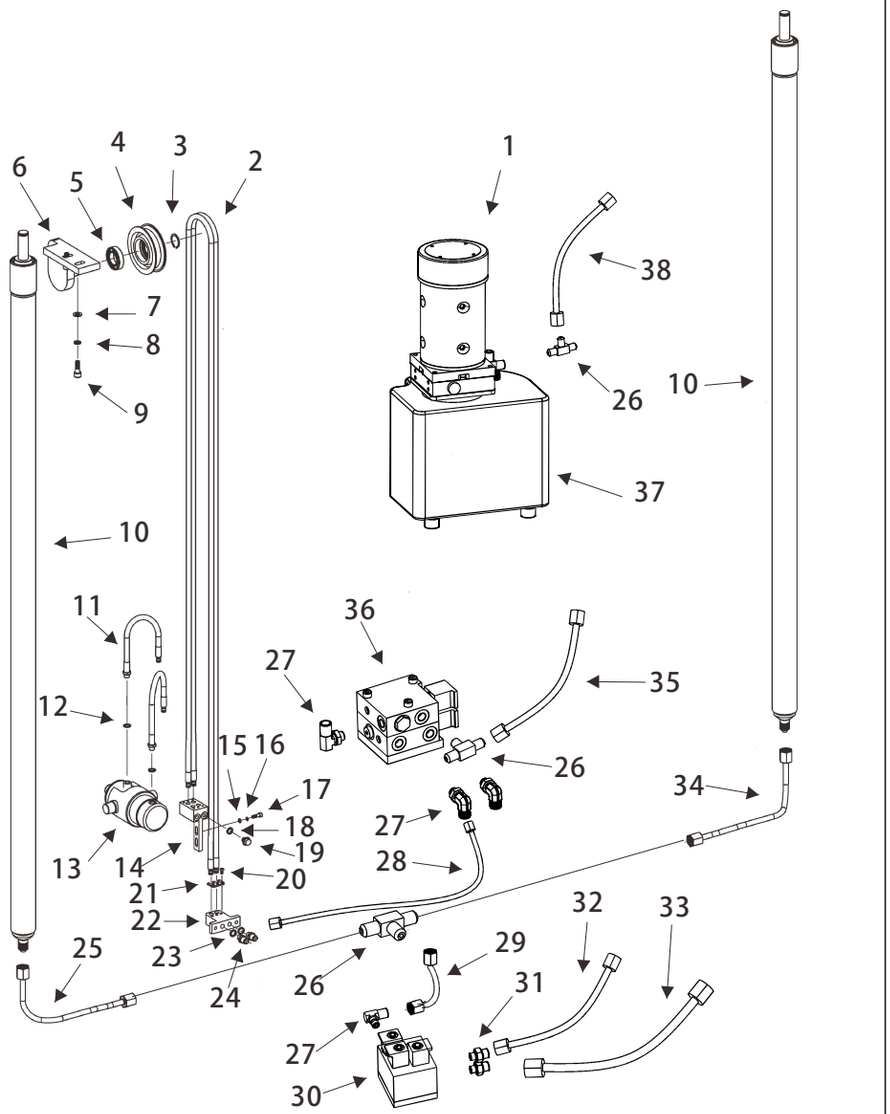

图15/FIG.15 新款液压系统(不带倾斜)/HYDRAULIC SYSTEM(NEW)(WITHOUT INCLINE)

序号 Item No	图号 Part No	零部件名称 Description	件数 Q'ty	备注 Remark
01	2500600010	Hydraulic power unit 液压动力单元	1	
02	9300626001	Oil tank 油箱	1	
03	9300604002	Joint 接头	1	
04	9700614017	Soft oil pipe 软油管	1	
05	9700614012	Soft oil pipe 软油管	2	
06	9300604001	T-joint 特殊接头	1	
07	9700614011	Soft oil pipe 软油管	2	

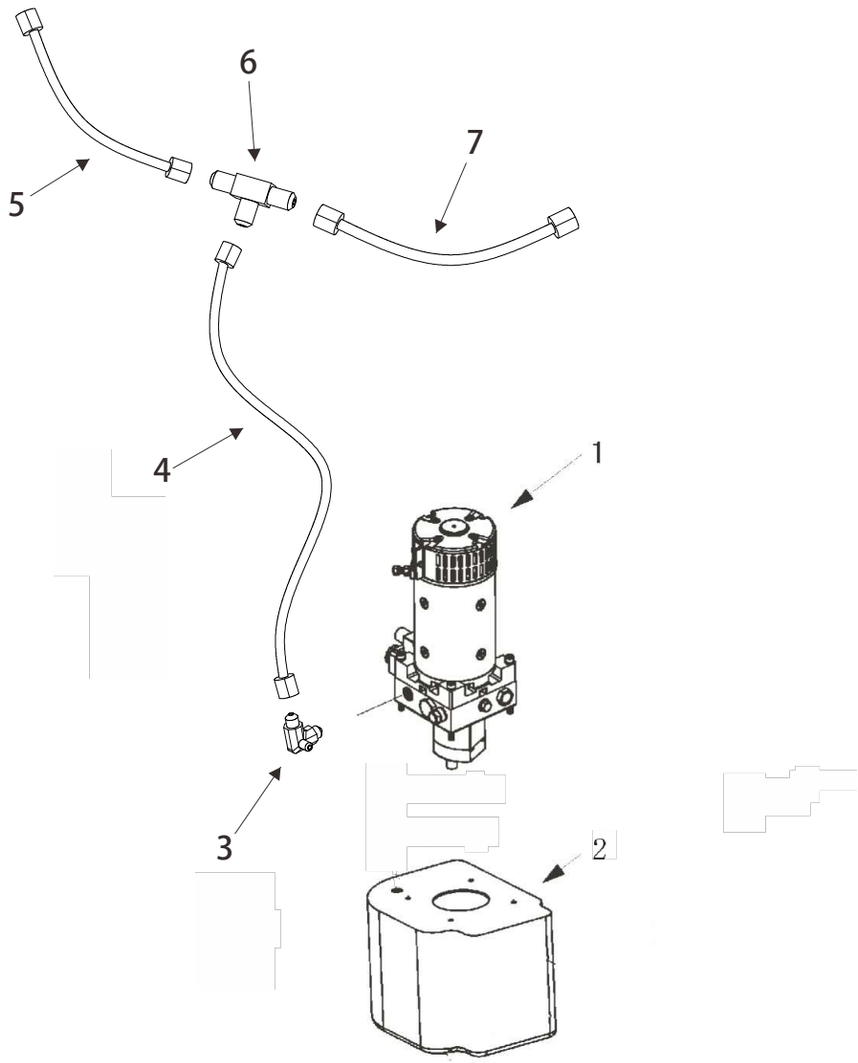

18

Купить штабелёр
kupit-shtabeler.ru +7 495 159-44-32 zakaz@kupit-shtabeler.ru
Справочная копия документа изготовителя. Масштаб исходных страниц сохранён.

图16/FIG.16 液压系统(0.6T)/HYDRAULIC SYSTEM(0.6T)

序号 Item No	图号 Part No	零部件名称 Description	件数 Q'ty	备注 Remark
01	2500600010	Hydraulic power unit 液压动力单元	1	
02	9700626001	Oil tank 油箱	1	
03	9300604002	Joint 接头	1	
04	9700603007	Soft oil pipe 软油管	1	
05	9700614018	Soft oil pipe 软油管	2	
06	9300604001	T-joint 特殊接头	1	
07	9700614019	Soft oil pipe 软油管	2	
08	2000600021	Vent rod 通气杆	1	
09	2000625001	Screw 油塞螺栓	1	

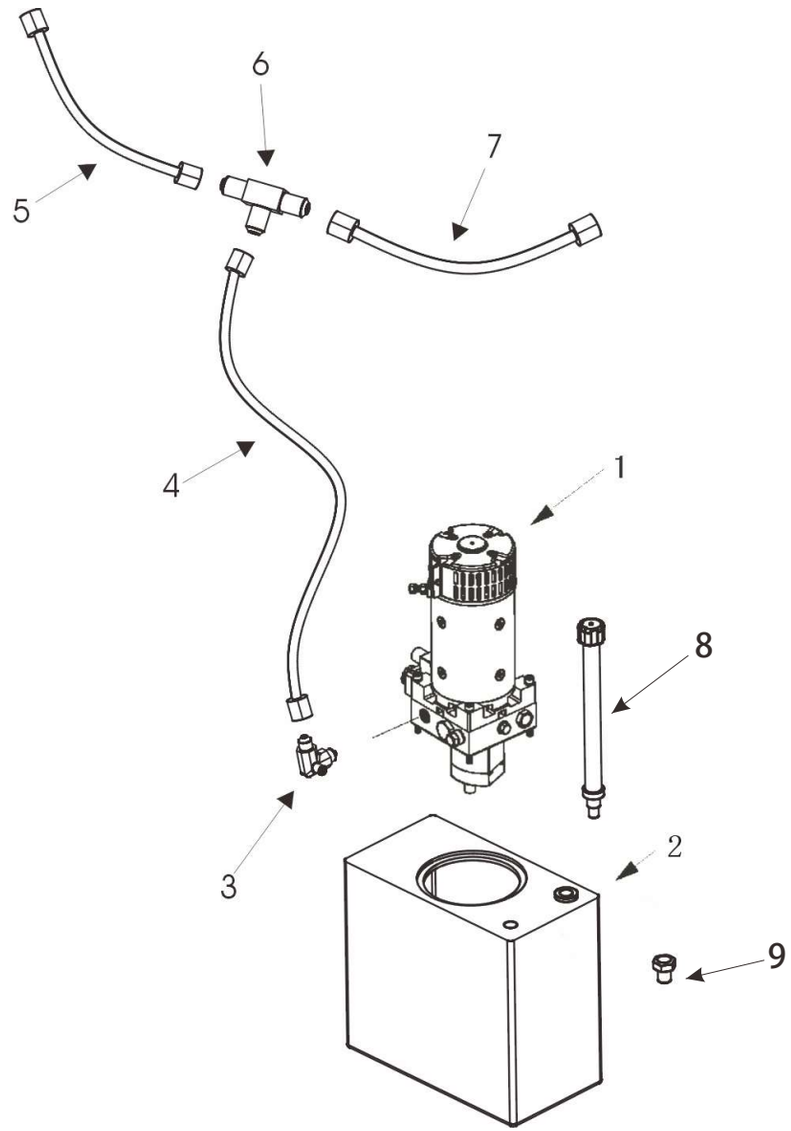

Купить штабелёр
kupit-shtabeler.ru +7 495 159-44-32 zakaz@kupit-shtabeler.ru
Справочная копия документа изготовителя. Масштаб исходных страниц сохранён.

图17/FIG.17 老款液压动力单元(不带倾斜)/HYDRAULIC POWER UNIT(OLD)(WITHOUT INCLINE)

序号 Item No	图号 Part No	零部件名称 Description	件数 Q'ty	备注 Remark
01	2000631003	Screw 螺栓	6	
02	2001037001	Circlip 弹簧垫圈	4	
03	2001400004	Hydraulic motor 液压站电机	1	
04	2000612004	Connecting bearing sleeve 齿轮泵连轴套	1	
05	2000600002	Valve assembly 阀体总成	1	
06	2000605005	Gasket 分油板软木垫	1	
07	2500600004	Oil pump 油泵	1	
08	2000631004	Screw 螺栓	2	

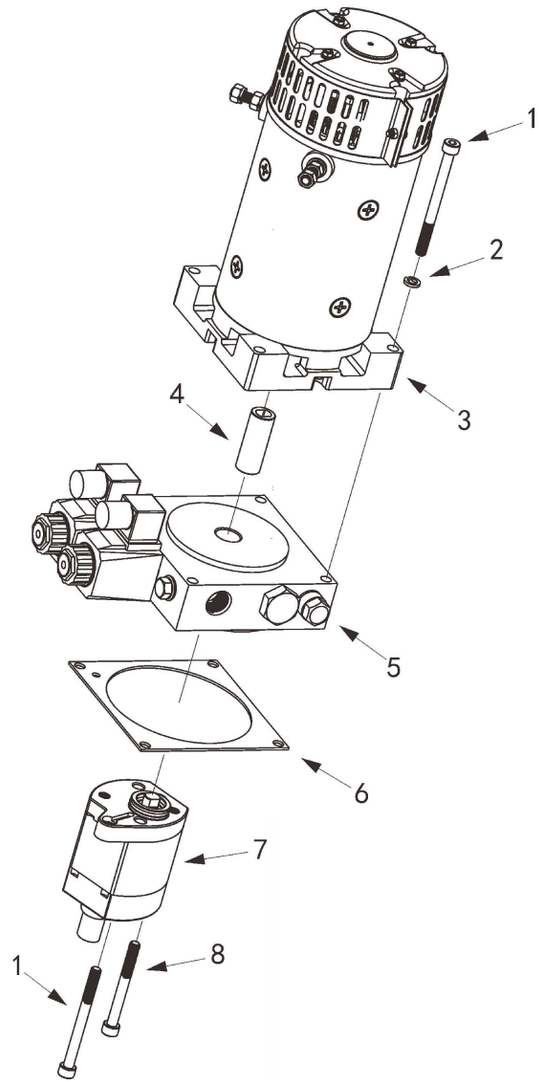

Купить штабелёр
kupit-shtabeler.ru +7 495 159-44-32 zakaz@kupit-shtabeler.ru
Справочная копия документа изготовителя. Масштаб исходных страниц сохранён.

图18/FIG.18 新款液压动力单元(带倾斜)/HYDRAULIC POWER UNIT(NEW)(INCLINE)

序号 Item	图号 Part No	零部件名称 Description	件数 Q'ty	备注 Remark
01	2000631003	Screw 螺栓	6	
02	2001037001	Circlip 弹簧垫圈	4	
03	2001400004	Hydraulic motor 液压站电机	1	
04	6001212005	Connecting bearing sleeve 齿轮泵连轴套	1	
05	9700603005	Valve plate 阀板	1	
06	4600603008	Safety valve 安全阀	1	
07	9700603006	Joint 接头	1	
08	9300604002	Joint 接头	1	
09	4600603006	Check valve 单向阀	1	
10	2000605005	Gasket 分油板软木垫	1	
11	9300600018	Oil pump 油泵	1	
12	2000631004	Screw 螺栓	2	

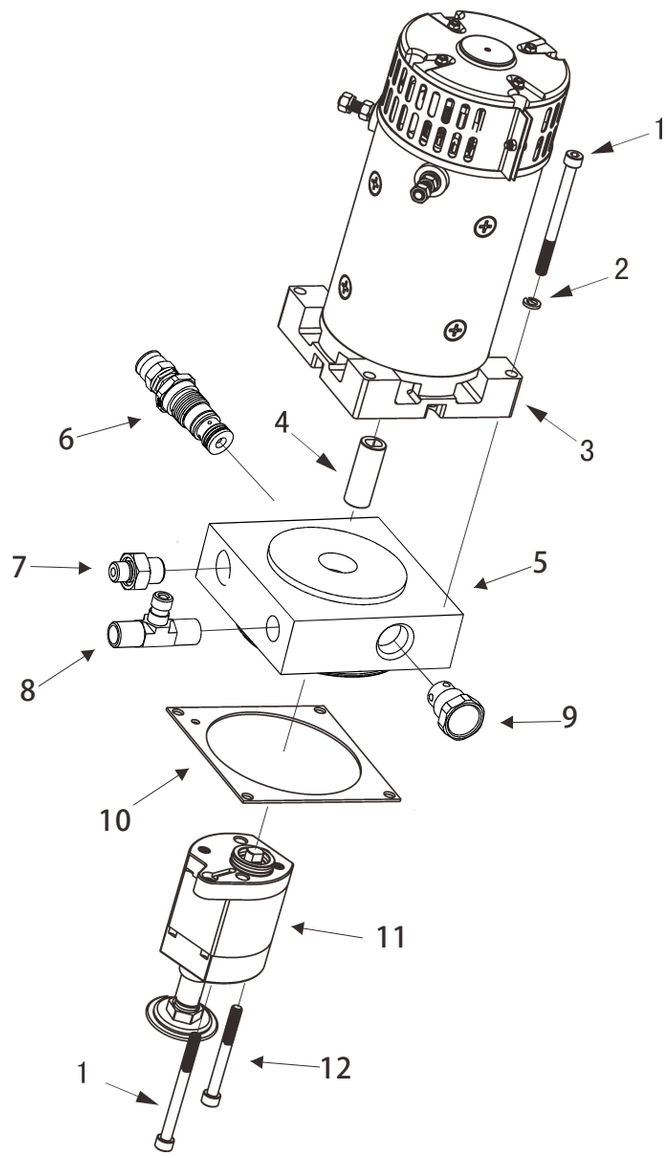

Купить штабелёр
kupit-shtabeler.ru +7 495 159-44-32 zakaz@kupit-shtabeler.ru
Справочная копия документа изготовителя. Масштаб исходных страниц сохранён.

图19/FIG.19 新款液压动力单元(不带倾斜)/HYDRAULIC POWER UNIT(NEW)(WITHOUT INCLINE)

序号 Item	图号 Part No	零部件名称 Description	件数 Q'ty	备注 Remark
01	2000631003	Screw 螺栓	6	
02	2001037001	Circlip 弹簧垫圈	4	
03	2001400004	Hydraulic motor 液压站电机	1	
04	6001212005	Connecting bearing sleeve 齿轮泵连轴套	1	
05	2000600026	Valve assembly 阀体总成	1	
06	2000605005	Gasket 分油板软木垫	1	
07	9300600018	Oil pump 油泵	1	
08	2000631004	Screw 螺栓	2	

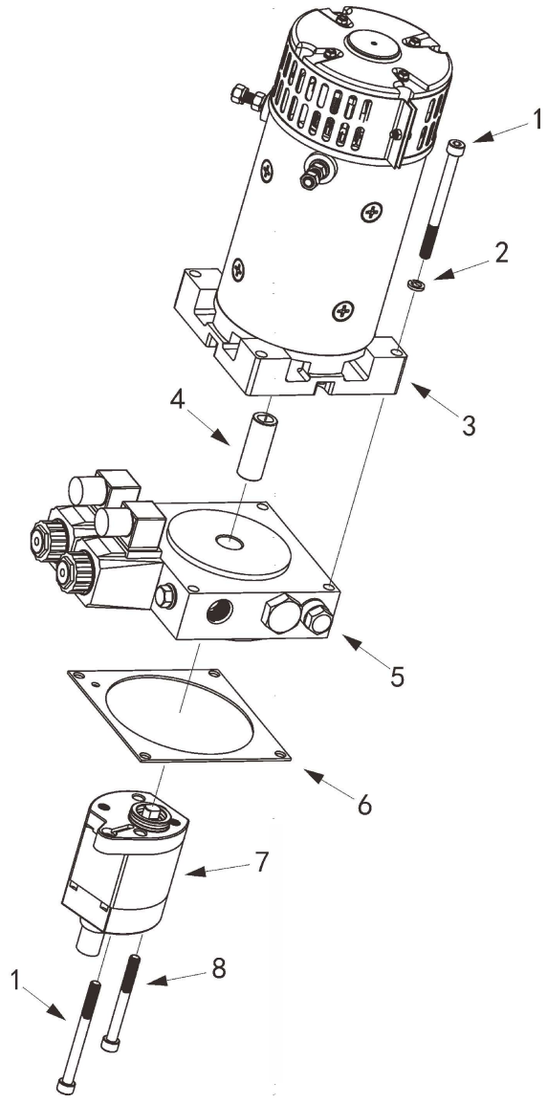

Купить штабелёр
kupit-shtabeler.ru +7 495 159-44-32 zakaz@kupit-shtabeler.ru
Справочная копия документа изготовителя. Масштаб исходных страниц сохранён.

图20/FIG.20 新阀板总成(不带倾斜)/VALVE ASSEMBLY(NEW)(WITHTOU INCLINE)

序号 Item No	图号 Part No	零部件名称 Description		件数 Q'ty	备注 Remark
01	9300603002	Valve body	阀板	1	
02	9300606001	Connector	电磁接插件	2	
03	4600615001	Solenoid coil	电磁线圈	2	
04	9300603004	Pilot valve	先导阀	2	
05	4600603006	Check valve	单向阀	1	
06	9300603007	Cover	保险盖	1	
07	9300603006	White oil return pipe	白色回油管	1	
08	9300603005	Yellow oil suction pipe	黄色吸油管	1	
09	9300603003	Safety valve	安全阀	1	
10	9300625001	Screw	螺栓	1	

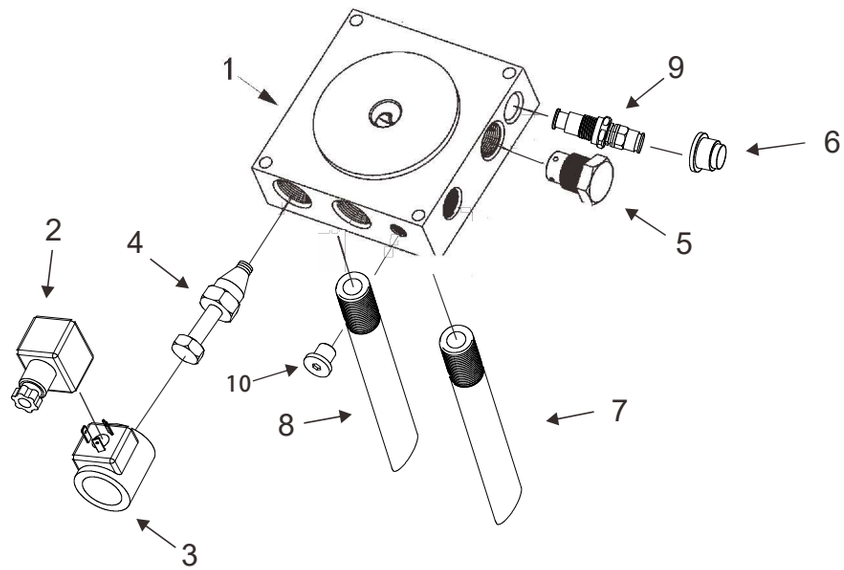

图21/FIG.21 老款油缸总成/CYLINDER ASSEMBLY(OLD)

序号 Item No	图号 Part No	零部件名称 Description	件数 Q'ty	备注 Remark
01	2500605004	Dust ring 防尘圈	1	
02	2000605004	Seal washer 密封圈	1	
03	2000605007	Bearing 轴承	1	
04	5500603001	Cylinder body(3.5m) 缸体	1	
	5500603004	Cylinder body(3.0m) 缸体	(1)	
	5500603005	Cylinder body(2.5m) 缸体	(1)	
	2000614007	Cylinder body(3.3m) 缸体	(1)	
05	2000637003	Washer 垫圈	1	
06	2000630002	Bolt 油塞螺钉	1	
07	5500603002	Piston rod(3.5m) 活塞杆	1	
	5500603007	Piston rod(3.0m) 活塞杆	(1)	
	5500603008	Piston rod(2.5m) 活塞杆	(1)	
	2000613002	Piston rod(3.3m) 活塞杆	(1)	
08	2000627001	Snap ring 挡圈	1	
09	5500600002	Lifting cylinder assembly(3.5m) 油缸总成	1	
	2300600006	Lifting cylinder assembly(3.0m) 油缸总成	1	
	5500600007	Lifting cylinder assembly(1.4m) 油缸总成	1	
	5500600008	Lifting cylinder assembly(2.0m) 油缸总成	1	
	5500600009	Lifting cylinder assembly(4.0m) 油缸总成	1	
	5500600010	Lifting cylinder assembly(1.6m) 油缸总成	1	
	5500600011	Lifting cylinder assembly(1.0m) 油缸总成	1	

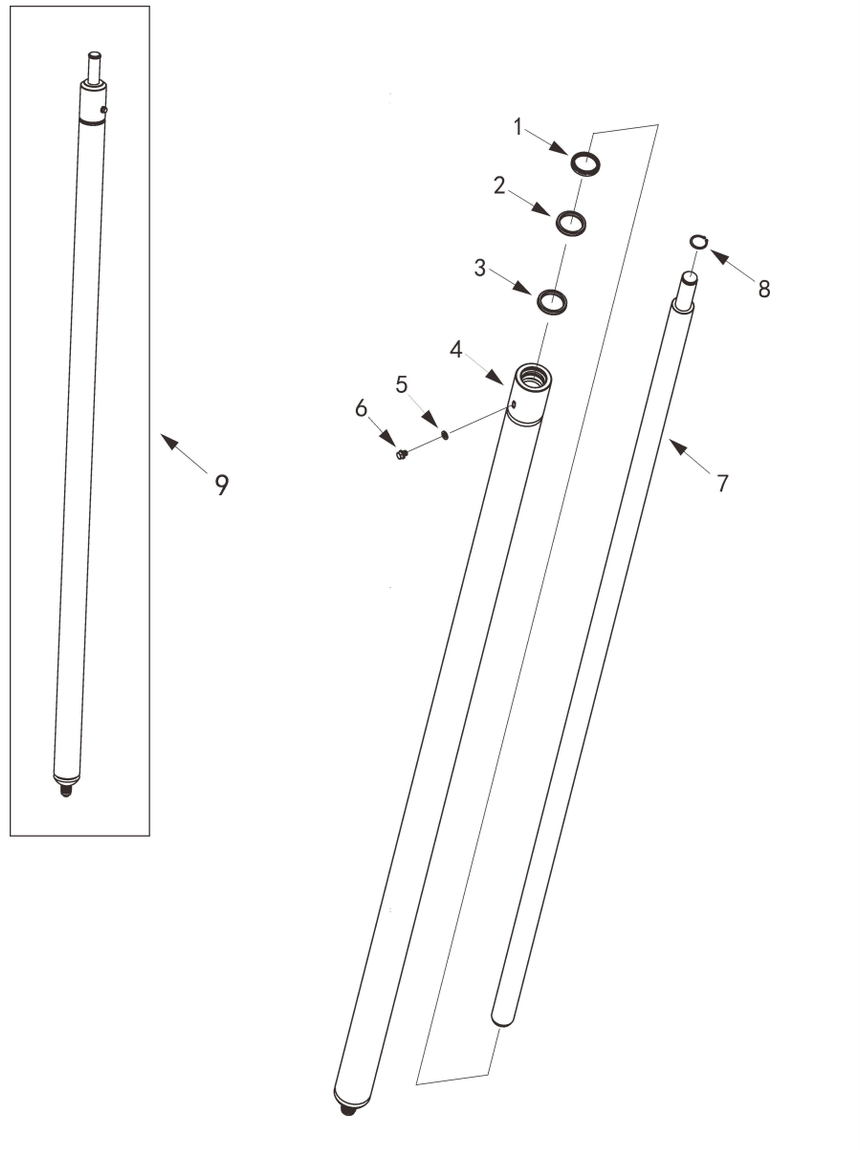

24

Купить штабелёр
kupit-shtabeler.ru +7 495 159-44-32 zakaz@kupit-shtabeler.ru
Справочная копия документа изготовителя. Масштаб исходных страниц сохранён.

图22/FIG.22 新款油缸总成/CYLINDER ASSEMBLY(NEW)

序号 Item No	图号 Part No	零部件名称 Description		件数 Q'ty	备注 Remark
01	9300605001	Dust ring	防尘圈	1	
02	9300605002	Seal washer	密封圈	1	
03	9300614001	Cylinder body(3.3m)	缸体	1	
	9300614002	Cylinder body(3.6m)	缸体	(1)	
	9300614003	Cylinder body(2.6m)	缸体	(1)	
	9300614004	Cylinder body(3.0m)	缸体	(1)	
	9300614005	Cylinder body(4.0m)	缸体	(1)	
04	2000637003	Washer	垫圈	1	
05	2000630002	Bolt	油塞螺钉	1	
06	9300613001	Piston rod(3.3m)	活塞杆	1	
	9300613002	Piston rod(3.6m)	活塞杆	(1)	
	9300613003	Piston rod(2.6m)	活塞杆	(1)	
	9300613004	Piston rod(3.0m)	活塞杆	(1)	
	9300613005	Piston rod(4.0m)	活塞杆	(1)	
07	2000627001	Snap ring	挡圈	1	
08	9300605003	Supporting tach	支撑环	2	
09	0700602002	Guide sleeve	导向套	1	
10	9300600001	Cylinder assembly(3.3m)	油缸总成	1	
	9300600002	Cylinder assembly(3.6m)	油缸总成	1	
	9300600003	Cylinder assembly(2.6m)	油缸总成	1	
	9300600004	Cylinder assembly(3.0m)	油缸总成	1	
	9300600005	Cylinder assembly(2.7m)	油缸总成	1	
	9300600006	Cylinder assembly(2.8m)	油缸总成	1	
	9300600007	Cylinder assembly(1.4m)	油缸总成	1	
	9300600008	Cylinder assembly(4.0m)	油缸总成	1	
	9300600009	Cylinder assembly(3.5m)	油缸总成	1	
	9300600010	Cylinder assembly(2.0m)	油缸总成	1	
	9300600011	Cylinder assembly(1.8m)	油缸总成	1	
	9300600012	Cylinder assembly(2.4m)	油缸总成	1	
	9300600013	Cylinder assembly(2.9m)	油缸总成	1	

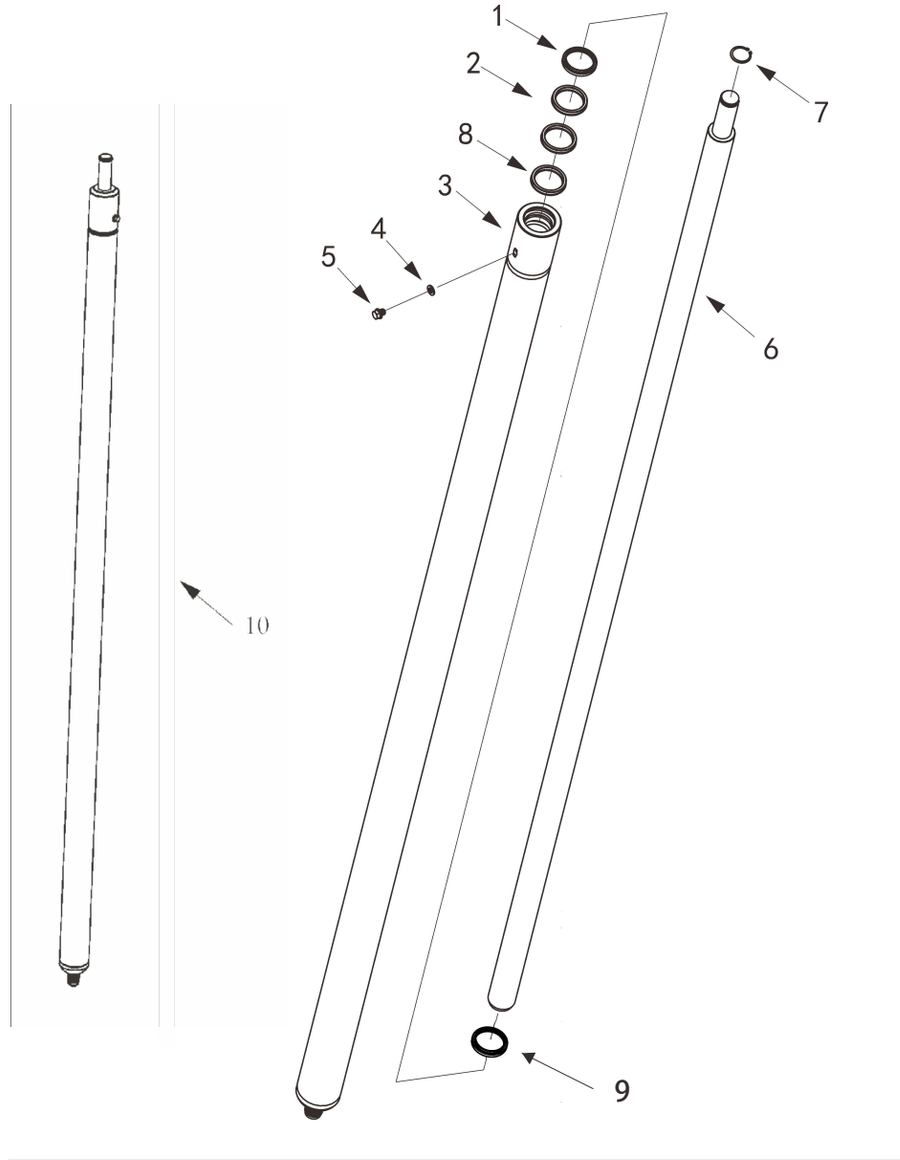

kupit-shtabeler.ru

图22/FIG.22 新款油缸总成/CYLINDER ASSEMBLY(NEW)

序号 Item No	图号 Part No	零部件名称 Description	件数 Q'ty	备注 Remark
10	9300600014	Cylinder assembly(3.05m) 油缸总成	1	
	9300600015	Cylinder assembly(1.7m) 油缸总成	1	

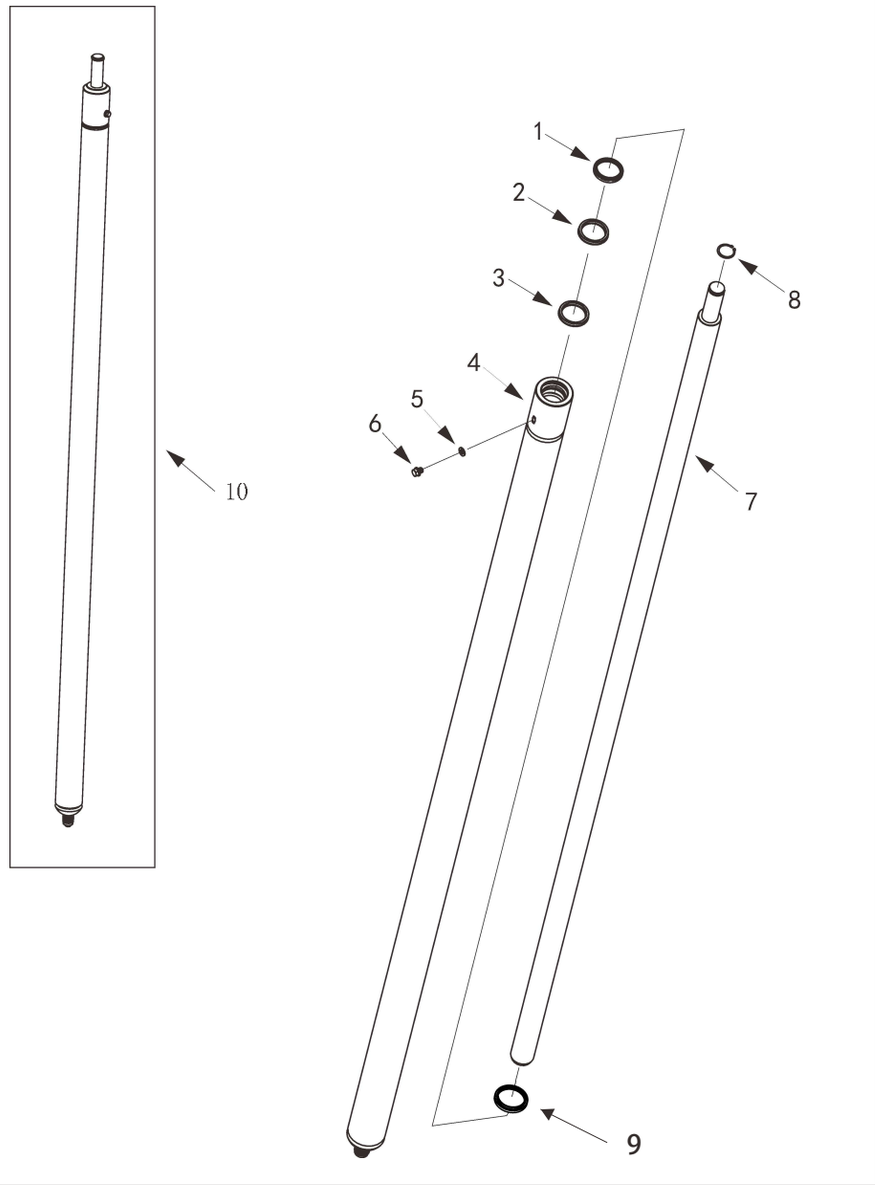

Купить штабелёр
kupit-shtabeler.ru +7 495 159-44-32 zakaz@kupit-shtabeler.ru
Справочная копия документа изготовителя. Масштаб исходных страниц сохранён.

图23/FIG.23 倾斜油缸总成/INCLINE CYLINDER ASSEMBLY

序号 Item No	图号 Part No	零部件名称 Description	件数 Q'ty	备注 Remark
01	8700803001	Cylinder body 倾斜油缸缸筒	1	
02	8700839001	Nut 螺母	1	
03	8700828001	O-ring 0型圈	1	
04	8700803002	Piston 油缸活塞	1	
05	8700834001	Seal washer 密封圈	2	
06	8700834002	Bearing 轴承	1	
07	8700813001	Piston rod 活塞杆	1	
08	8700834003	O-ring 0型圈	1	
09	8700828002	Snap ring 挡圈	1	
10	8700803003	Cylinder cover 油缸盖	1	
11	8700834004	Bearing 轴承	1	
12	8700834005	Seal washer 密封圈	1	
13	8700834006	Dust ring 防尘圈	1	

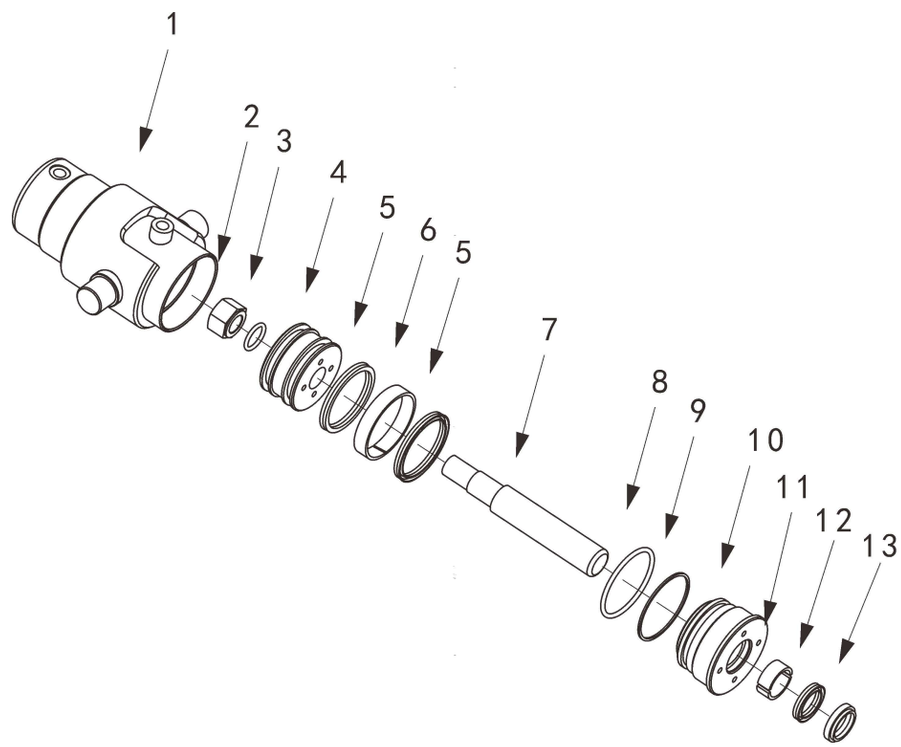

27

Купить штабелёр
kupit-shtabeler.ru +7 495 159-44-32 zakaz@kupit-shtabeler.ru
Справочная копия документа изготовителя. Масштаб исходных страниц сохранён.

图24/FIG.24 车身/FRAME

序号 Item No	图 号 Part No	零部件名称 Description	件数 Q'ty	备 注 Remark
01	9700702001	Frame 车身	1	
02	9700908002	Plastic cover plate 电瓶箱盖	1	
03	9700724001	Counterbalance block 配重块	2	
04	8700725001	Flying rings 吊环螺钉	4	
05	9700908001	Panel 机架外壳	1	
	9700908004	Panel(without incline) 机架外壳(不带倾斜)	1	
06	8700718001	Plate 面罩支架	2	
07	8700708002	Cover 手动阀盖	1	
08	2000830002	Screw 螺栓	2	
09	9700724002	Counterbalance block 配重块	2	
10	8700718002	Supporting seat 手把支座安装板	1	
11	8700708003	Middle panel 中间面板	1	
12	1000407017	Emergency stop button(small) 紧急制动开关(小)	1	
	2000407001	Emergency stop button(big) 紧急制动开关(大)	1	
13	2001116002	Battery indicator 电量表	1	
14	2000507010	Key(old) 老款电门锁	1	
	1801116001	Key(new) 新款电门锁	1	
15	2000942001	Screw 螺栓	4	
16	9700400001	Controller 转向控制器	1	

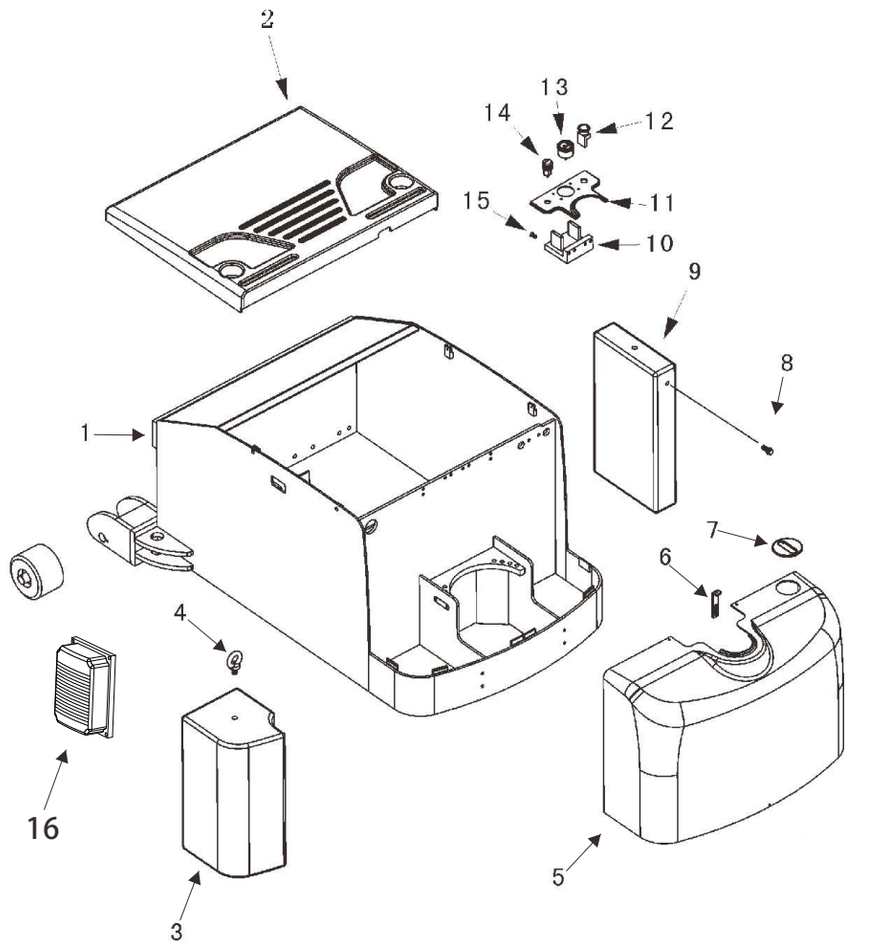

Купить штабелёр
kupit-shtabeler.ru +7 495 159-44-32 zakaz@kupit-shtabeler.ru
Справочная копия документа изготовителя. Масштаб исходных страниц сохранён.
kupit-shtabeler.ru

图25/FIG.25 车身(0.6T)/FRAME(0.6T)

序号 Item	图号 Part No	零部件名称 Description	件数 Q'ty	备注 Remark
01	1801116001	Key 电门锁	1	
02	9700908003	Plastic cover plate 电瓶箱盖	1	
03	9700724001	Counterbalance block 配重块	2	
04	8700725001	Flying rings 吊环螺钉	4	
05	9700908004	Panel(without incline) 机架外壳(不带倾斜)	1	
06	8700718001	Plate 面罩支架	2	
07	8700708002	Cover 手动阀盖	1	
08	8700718002	Supporting seat 手把支座安装板	1	
09	8700708003	Middle panel 中间面板	1	
10	2000407001	Emergency stop button 紧急制动开关	1	
11	2001116002	Battery indicator 电量表	1	

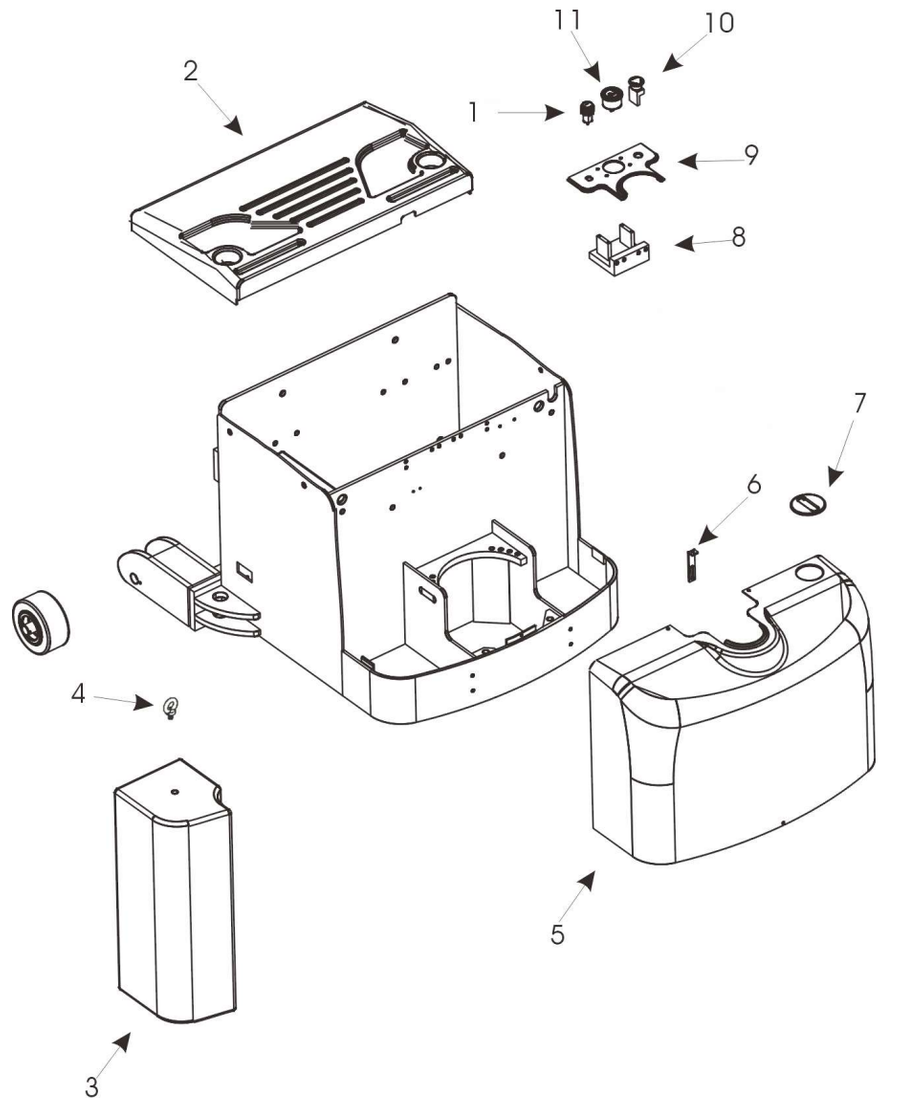

kupit-shtabeler.ru

图26/FIG.26 踏板总成/FOOTBOARD ASSEMBLY

序号 Item No	图号 Part No	零部件名称 Description	件数 Q'ty	备注 Remark
01	4000934002	Rubber sheet 橡胶垫	1	
02	1000536001	Spring pin 弹性销	2	
03	2000313002	Shaft 轴	1	
04	4000930001	Bolt 外六角螺栓	1	
05	4000939001	Nut 螺母	1	
06	2000302003	Footboard 踏板	1	
07	4000901001	Fixed block 气弹簧铜座	1	
08	2000525011	Conglobation 踏板气弹球头	1	
09	2000319002	Pneumatic spring complete 气弹簧	1	
10	2000525005	Screw 螺栓	1	
11	2000520003	Joint 接头	1	
12	2000527002	Snap ring 挡圈	1	
13	8700702001	Bracket 连接板焊接件	1	
14	2001304001	Screw 螺栓	4	
15	4000912002	Bearing 轴承	2	
16	2000542003	Screw 橡胶垫固定螺栓	4	

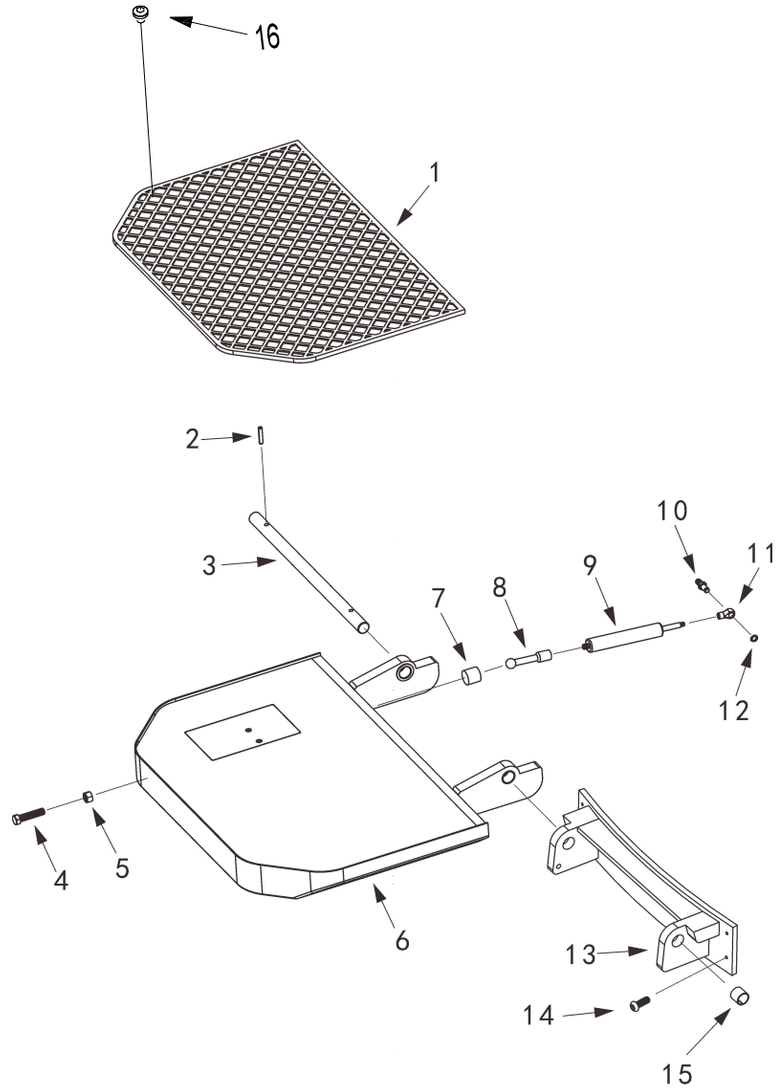

30

kupit-shtabeler.ru

图27/FIG.27 老款前轮总成/FRONT WHEEL ASSEMBLY(OLD)

序号 Item No	图号 Part No	零部件名称 Description	件数 Q'ty	备注 Remark
01	2001427001	Snap ring 挡圈	1	
02	5500313001	Shaft 轴	1	
03	5500337002	Washer 垫圈	2	
04	5500320001	Bearing 轴承	2	
05	5500332001	Front wheel 前轮	1	
06	5500336002	Spring pin 弹性销	1	

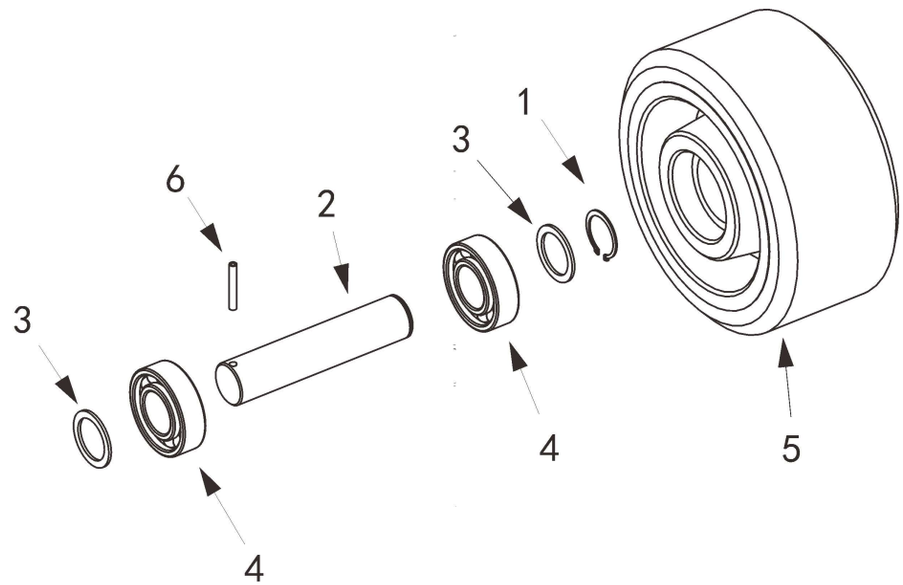

31

Купить штабелёр
kupit-shtabeler.ru +7 495 159-44-32 zakaz@kupit-shtabeler.ru
Справочная копия документа изготовителя. Масштаб исходных страниц сохранён.

图28/FIG.28 新款前轮总成/FRONT WHEEL ASSEMBLY(NEW)

序号 Item No	图 号 Part No	零部件名称 Description	件数 Q'ty	备 注 Remark
01	2000827001	Snap ring 挡圈	1	
02	9700313001	Shaft 轴	1	
03	9700337001	Washer 垫圈	2	
04	2700304001	Bearing 轴承	2	
05	9700332001	Front wheel 前轮	1	
06	5500336001	Spring pin 弹性销	1	

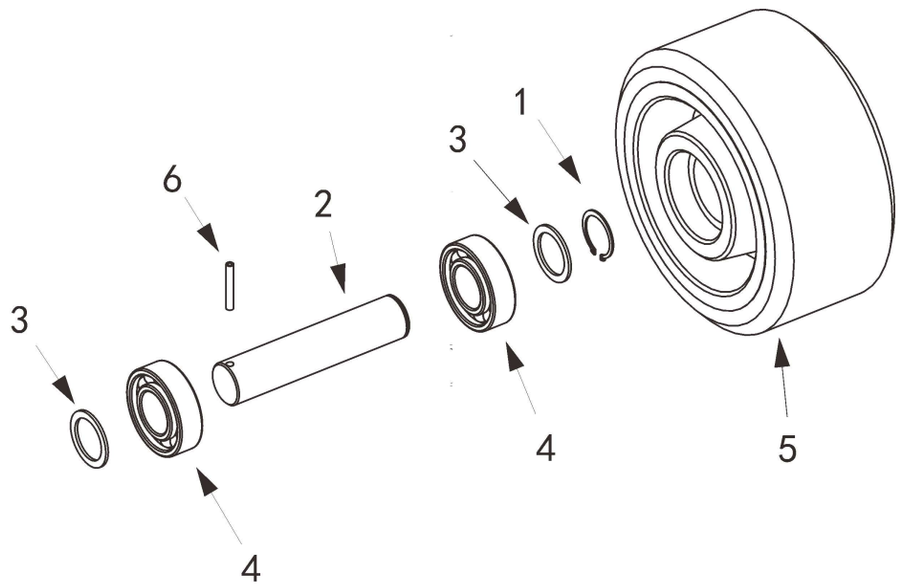

Купить штабелёр
kupit-shtabeler.ru +7 495 159-44-32 zakaz@kupit-shtabeler.ru
Справочная копия документа изготовителя. Масштаб исходных страниц сохранён.

图29/FIG.29 老款配电板总成/ELECTRIC PANEL ASSEMBLY(OLD)

序号 Item No	图号 Part No	零部件名称 Description	件数 Q'ty	备注 Remark
01	7300400001	Electric appliance assembly 配电板总成	1	
02	7300418002	Install plate 安装板	1	
03	4000400025	Circuit board 电路板	1	
04	4000412001	Washer 垫圈	8	
05	4601200001	Circuit board 电路板	1	
06	2001141005	Screw 螺栓	8	
07	9700400001	Controller 转向控制器	1	
08	2001427001	Washer 垫圈	12	
09	1000441005	Screw 螺栓	8	
10	7800400002	1230 Controller 1230控制器	1	
	4600400003	1232 Controller 1232控制器	1	
11	1000441006	Screw 螺栓	4	
12	4300407002	WPZ Contact WPZ接触器	1	
	4900407001	SW Contact SW接触器	1	
13	2000407010	Fuse 保险丝	1	
14	4300407001	WPZ Contact WPZ接触器	1	
	1800306001	SW Contact SW接触器	1	
15	2001141001	Screw 螺栓	8	
16	2001437006	Washer 垫圈	8	
17	4300406003	Install plate 安装板	2	
18	2001437003	Washer 垫圈	4	
19	9300506001	Fuse 保险丝	1	

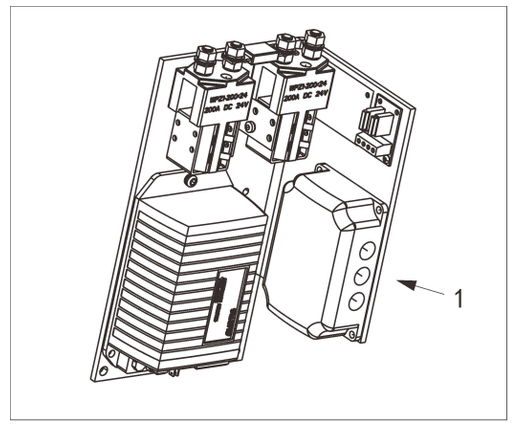

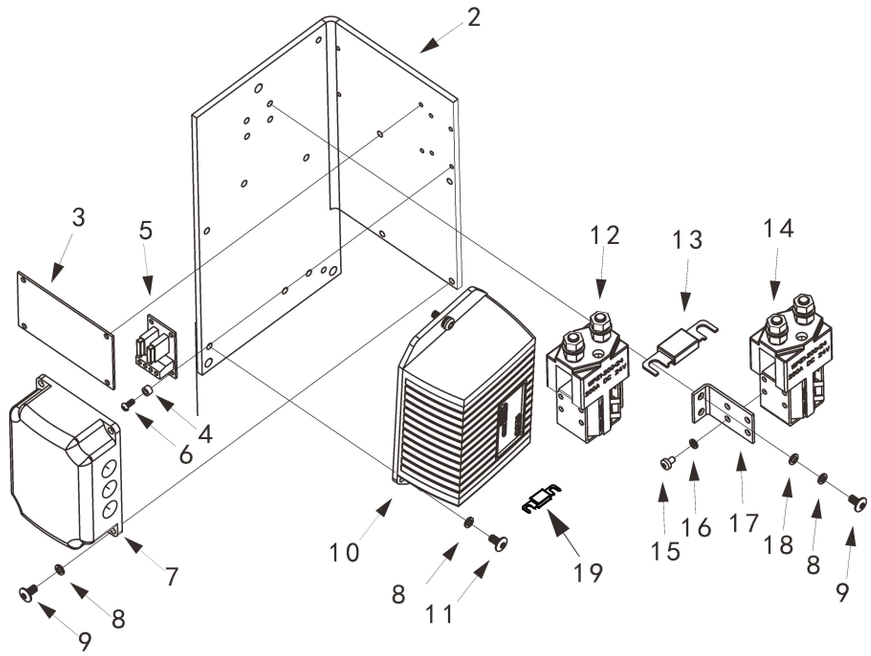

33

Купить штабелёр
kupit-shtabeler.ru +7 495 159-44-32 zakaz@kupit-shtabeler.ru
Справочная копия документа изготовителя. Масштаб исходных страниц сохранён.

图30/FIG.30 新款配电板总成/ELECTRIC PANEL ASSEMBLY(NEW)

序号 Item No	图号 Part No	零部件名称 Description	件数 Q'ty	备注 Remark
01	9701135001	Install plate 安装板	1	
02	1000407016	Fuse seat 保险丝固定座	1	
03	2000407010	Fuse 保险丝	1	
04	1700439001	Nut 螺母	1	
05	9700400001	Controller 控制器	1	
06	2001427001	Washer 垫圈	4	
07	4000831001	Screw 螺栓	4	
08	1001437003	Washer 垫圈	2	
09	0301031001	Screw 螺栓	2	
10	4601102001	Radiator 散热架	1	
11	9300506001	Fuse 保险丝	1	
12	1000441006	Screw 螺栓	4	
13	7800400002	1230 Controller 1230控制器	1	
	4600400003	1232 Controller 1232控制器	1	
14	4900406001	Fan 风扇	1	
15	9701102001	Seat 风扇安装座	1	
16	1801106001	Contactor 接触器	1	
17	2001141005	Screw 螺栓	4	
18	4000400025	Circuit board 电路板	1	
19	9701100003	Electric appliance assembly 配电板总成	1	
	9701100005	Electric appliance assembly(refrigeratory) 配电板总成(冷库专用)	1	
	9701100006	Electric appliance assembly(interlocking) 配电板总成(带互锁)	1	
	9701100007	Electric appliance assembly(refrigeratory)(interlocking)(incline) 配电板总成(冷库专用带互锁带倾斜)	1	
	9701100004	Electric appliance assembly(incline) 配电板总成(带倾斜)	1	
	9701100008	Electric appliance assembly(interlocking)(incline) 配电板总成(带互锁带倾斜)	1	
	9701100009	Electric appliance assembly(refrigeratory)(interlocking)(incline) 配电板总成(冷库专用带互锁带倾斜)	1	

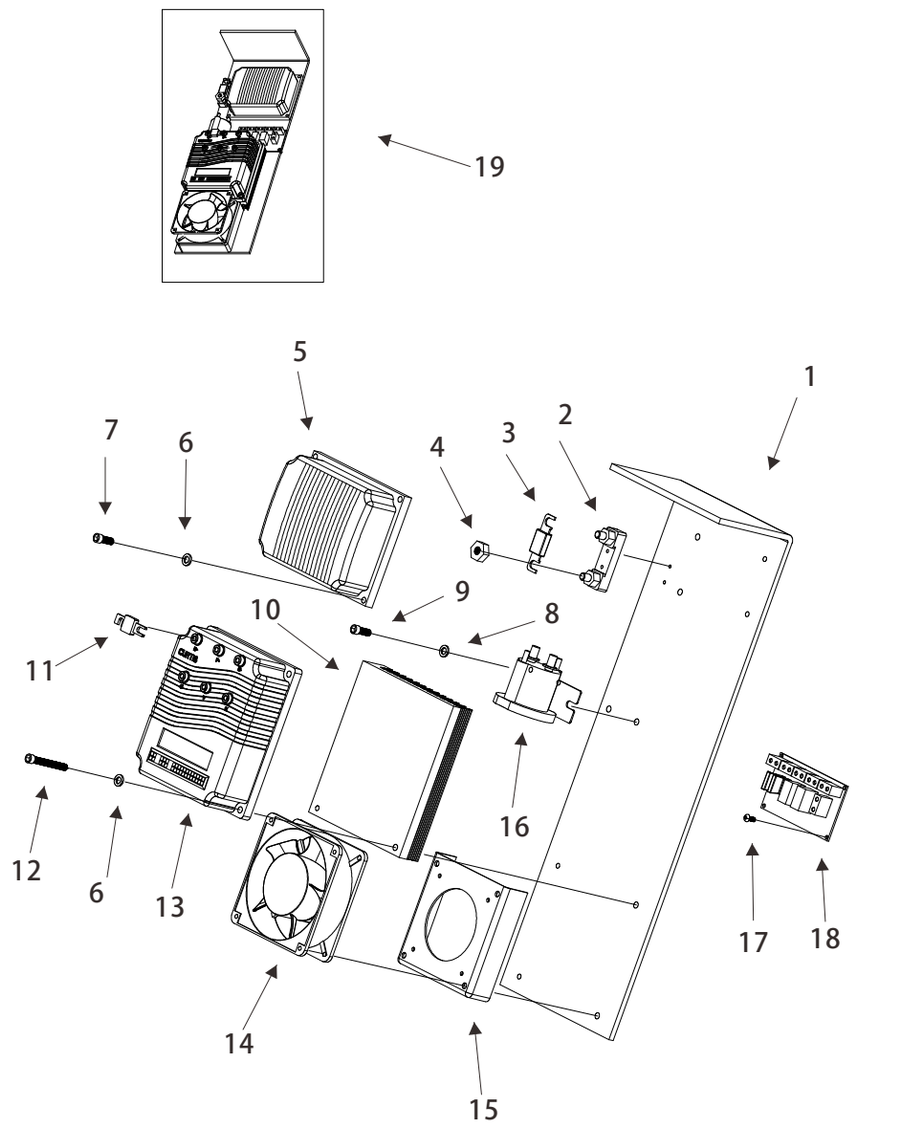

Купить штабелёр
kupit-shtabeler.ru +7 495 159-44-32 zakaz@kupit-shtabeler.ru
Справочная копия документа изготовителя. Масштаб исходных страниц сохранён.

图31/FIG.31 萨牌配电板总成/ZAPI ELECTRIC PANEL ASSEMBLY

序号 Item No	图号 Part No	零部件名称 Description	件数 Q'ty	备注 Remark
01	9700400003	ZAPI electric panel assembly 萨牌配电板总成（不带接触器、无倾斜功能）	1	
	9700400004	ZAPI electric panel assembly 萨牌配电板总成（带接触器、无倾斜功能）	1	
	9700400005	ZAPI electric panel assembly 萨牌配电板总成（不带接触器、有倾斜功能）	1	
	9700400006	ZAPI electric panel assembly 萨牌配电板总成（带接触器、有倾斜功能）	1	
02	9700418001	Install plate 安装板	1	
03	9700400001	Steering controller 转向控制器	1	
04	0301031001	Screw 螺钉	4	
05	4000412001	Spacer bush 隔套	8	
06	4000400025	Circuit board 线路板	1	
07	1001141001	Screw 螺钉	14	
08	1000406006	Fuse 保险丝	2	
09	9500411001	Radiator 散热架	1	
10	9500407001	ZAPI Controller 萨牌控制器	1	
11	4600431001	Screw 螺钉	4	
12	4900406001	Fan 风扇	1	
13	5100431002	Screw 螺钉	4	
14	9701102001	Seat 风扇安装座	1	
15	07G0431001	Screw 螺钉	4	
16	6000731001	Screw 螺钉	4	
17	6000418004	Install plate 安装板	1	
18	1800306001	Contactor 接触器	1	
19	9700400007	Circuit board 线路板	1	
20	4600418003	Install plate 安装板	1	
21	1800531001	Screw 螺钉	2	
22	1801106001	Contactor 接触器	1	
23	1000407016	Fuse seat 保险丝固定座	1	
24	2000407010	Fuse 保险丝	1	

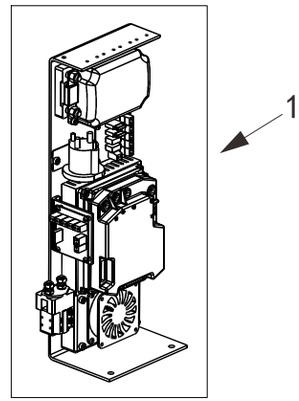

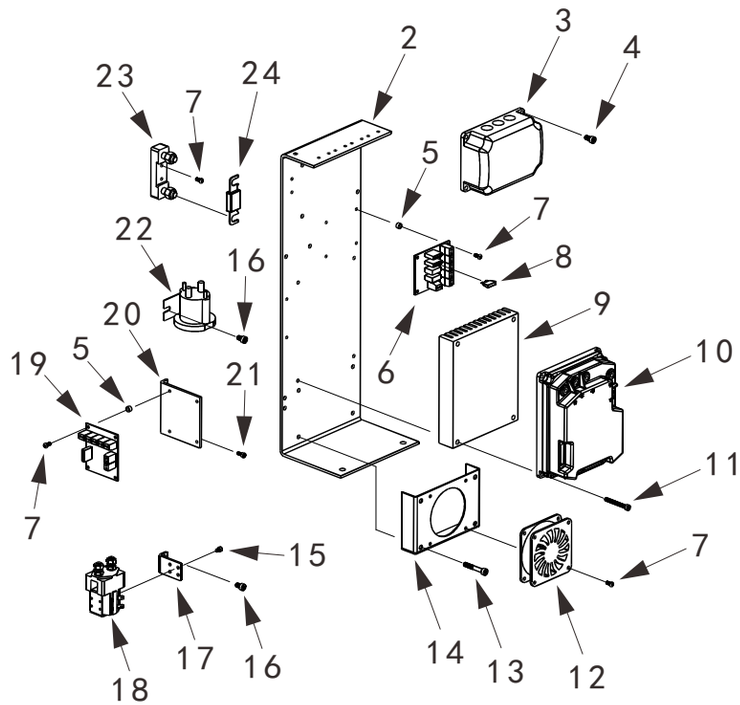

Купить штабелёр
kupit-shtabeler.ru +7 495 159-44-32 zakaz@kupit-shtabeler.ru
Справочная копия документа изготовителя. Масштаб исходных страниц сохранён.

图32/FIG.32 0.6T配电板总成/ELECTRIC PANEL ASSEMBLY(0.6T)

序号 Item No	图号 Part No	零部件名称 Description	件数 Q'ty	备注 Remark
01	9700435001	Install plate 安装板	1	
02	2001141005	Screw 螺栓	4	
03	4000400025	Circuit board 电路板	1	
04	1000407016	Fuse seat 保险丝固定座	1	
05	2000407010	Fuse 保险丝	1	
06	1801106001	Contactor 接触器	1	
07	1001437003	Washer 垫圈	2	
08	0301031001	Screw 螺栓	2	
09	2001427001	Washer 垫圈	4	
10	4000831001	Screw 螺栓	4	
11	9700400001	Controller 控制器	1	
12	4601102001	Radiator 散热架	1	
13	7800400002	1230 Controller 1230控制器	1	
14	9300506001	Fuse 保险丝	1	
15	1000441006	Screw 螺栓	4	
16	4900406001	Fan 风扇	1	
17	9701102001	Seat 风扇安装座	1	
18	9700400002	Electric appliance assembly 配电板总成	1	

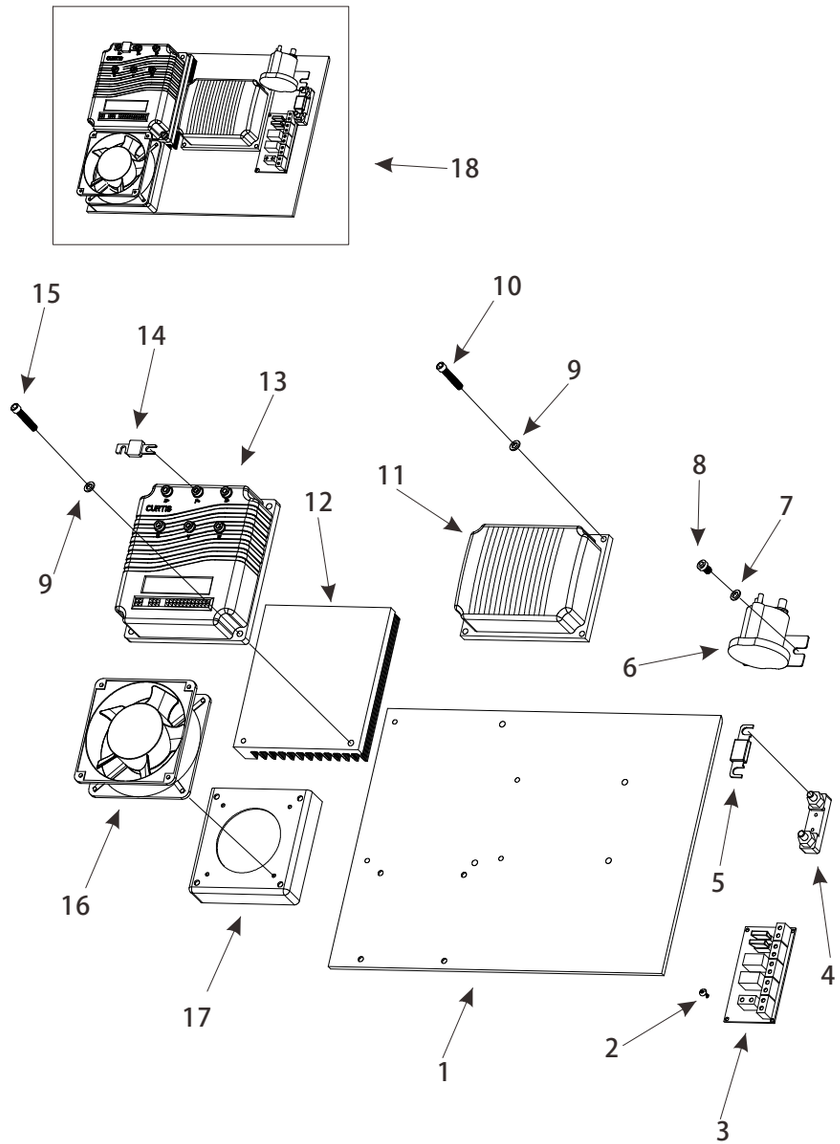

Купить штабелёр
kupit-shtabeler.ru +7 495 159-44-32 zakaz@kupit-shtabeler.ru
Справочная копия документа изготовителя. Масштаб исходных страниц сохранён.

图33/FIG.33 0.6T萨牌配电板总成/0.6T ZAPI ELECTRIC PANEL ASSEMBLY

序号 Item No	图号 Part No	零部件名称 Description	件数 Q'ty	备注 Remark
01	9700400008	ZAPI electric panel assembly 萨牌配电板总成（不带接触器、无倾斜功能）	1	
	9700400009	ZAPI electric panel assembly 萨牌配电板总成（带接触器、无倾斜功能）	1	
02	9700418002	Install plate 安装板	1	
03	1801106001	Contactor 接触器	1	
04	6000731001	Screw 螺钉	6	
05	1000407016	Fuse seat 保险丝固定座	1	
06	1001141001	Screw 螺钉	14	
07	2000407010	Fuse 保险丝	1	
08	9300418002	Install plate 安装板	1	
09	4000412001	Spacer bush 隔套	8	
10	4000400025	Circuit board 线路板	1	
11	1000406006	Fuse 保险丝	2	
12	0301031001	Screw 螺钉	4	
13	9700400001	Steering controller 转向控制器	1	
14	4600431001	Screw 螺钉	4	
15	9500407001	ZAPI Controller 萨牌控制器	1	
16	9500411001	Radiator 散热架	1	
17	1800306001	Contactor 接触器	1	
18	6000418004	Install plate 安装板	1	
19	07G0431001	Screw 螺钉	4	
20	4900406001	Fan 风扇	1	
21	5100431002	Screw 螺钉	4	
22	9701102001	Seat 风扇安装座	1	
23	1800531001	Screw 螺钉	2	
24	4600418003	Install plate 安装板	1	
25	9700400007	Circuit board 线路板	1	

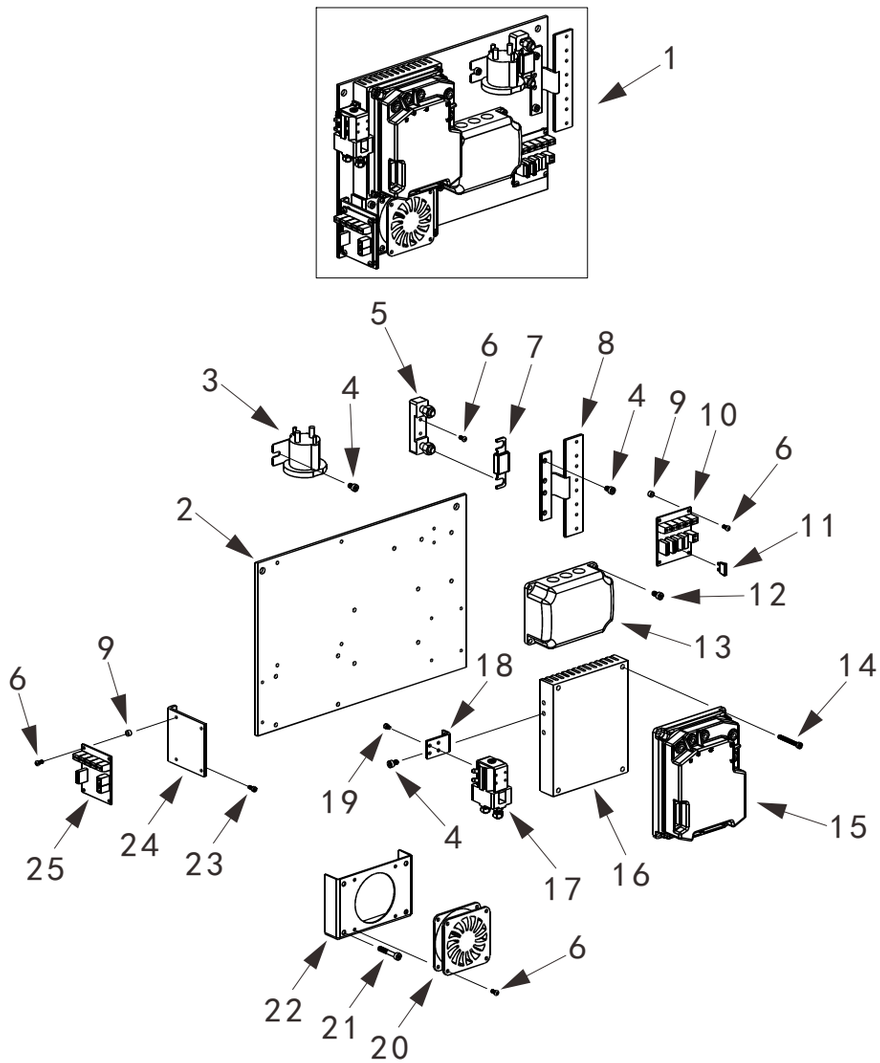

kupit-shtabeler.ru

图34/FIG. 34 外门架组件/MAST ASSY-OUTER

序号 Item No	图 号 Part No	零部件名称 Description	件数 Q'ty	备 注 Remark
01	2000820001	Mast roller(WS20-14/WS24-14) 门架滚轮	2	
02	2000837001	Washer 垫圈	4	
03	5500600002	Cylinder assembly(3.5m) 油缸总成	2	
	5500600003	Cylinder assembly(3.0m) 油缸总成	(2)	
	5500600004	Cylinder assembly(2.5m) 油缸总成	(2)	
	5500600005	Cylinder assembly(3.3m) 油缸总成	(2)	
04	2000830001	Screw 螺栓	4	
05	9300835002	Fastening nip 油缸固定夹	2	
06	5500830001	Screw 螺栓	9	
07	8700802001	Mast frame(3.5m) 门架	1	
	8700802002	Mast frame(3.0m) 门架	(1)	
	8700802003	Mast frame(2.5m) 门架	(1)	
	8700802004	Mast frame(3.3m) 门架	(1)	
08	5500834001	Protecting net(3.5m) 保护网	1	
	5500834002	Protecting net(3.0,3.3m) 保护网	1	
	5500834003	Protecting net(2.5m) 保护网	1	
09	2000537002	Washer 垫圈	4	
10	2001437006	Circlip 弹簧垫圈	4	
11	2001141004	Screw 螺栓	4	
12	2000742001	Screw 螺栓	4	
13	2000824003	Limitation block 门架限位块	2	
14	2000407005	Limitation switch 起升限位接近开关	1	
15	2000809001	Limitation switch socket 插座	1	
16	2000941001	Screw 螺栓	2	
17	0300407002	Limitation switch 起升限速接近开关	1	

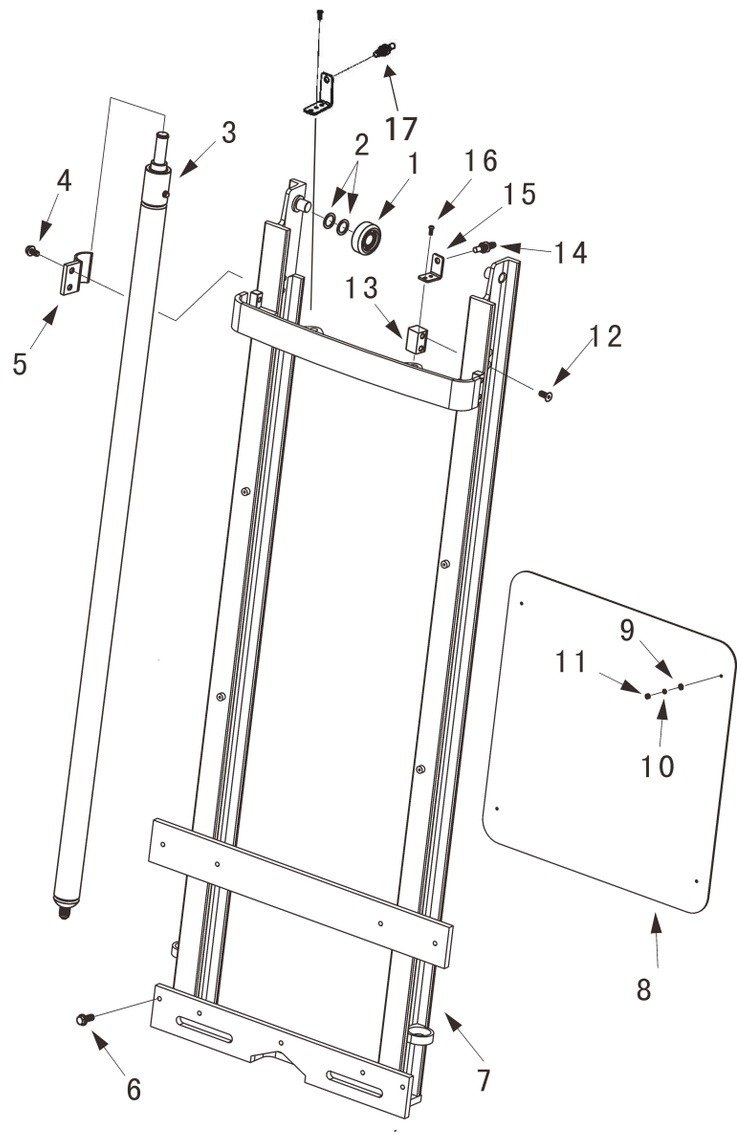

Купить штабелёр
kupit-shtabeler.ru +7 495 159-44-32 zakaz@kupit-shtabeler.ru
Справочная копия документа изготовителя. Масштаб исходных страниц сохранён.

图35/FIG.35 内门架组件/MAST ASSY-INNER

序号 Item No	图号 Part No	零部件名称 Description	件数 Q'ty	备注 Remark
01	2000827001	Snap ring 挡圈	4	
02	2000837002	Clamping ring 滚轮夹圈	4	
03	2000827002	Snap ring 挡圈	4	
04	2000820002	Bearing 轴承	4	
05	2000804001	Lifting chain 板式链	2	
06	2000801001	Chain wheel 链条滚轮	2	
07	2000812001	Chain wheel shaft 滚轮轴	2	
08	2000825001	Bolt 张紧螺栓	2	
09	2000804002	Split pin 开口销	6	
10	2000813001	Connecting pin 链条连接销	2	
11	2000804003	Split pin 开口销	2	
12	2000839001	Nut 螺母	6	
13	2000825002	Connecting screw 链条连接螺栓	2	
14	2000809002	Holding nip 缓冲块固定夹	2	
15	2000834003	Bumper block 下缓冲块	2	
16	2000831001	Screw 螺栓	2	
17	2000820001	Mast roller 门架滚轮	2	
18	2000837001	Washer 垫圈	12	
19	2000834004	Limitation block 门架限位块	2	
20	2000837003	Washer 垫圈	2	
21	2001037001	Circlip 弹簧垫圈	2	
22	2000931005	Screw 螺栓	2	
23	2000835005	Induction block 电磁感应块	1	
24	2000442001	Screw 螺栓	2	
25	5500802002	Mast frame(3.5m) 内门架	1	
	5500802008	Mast frame(3.0m) 内门架	(1)	
	5500802009	Mast frame(2.5m) 内门架	(1)	
	5500802010	Mast frame(4.0m) 内门架	(1)	

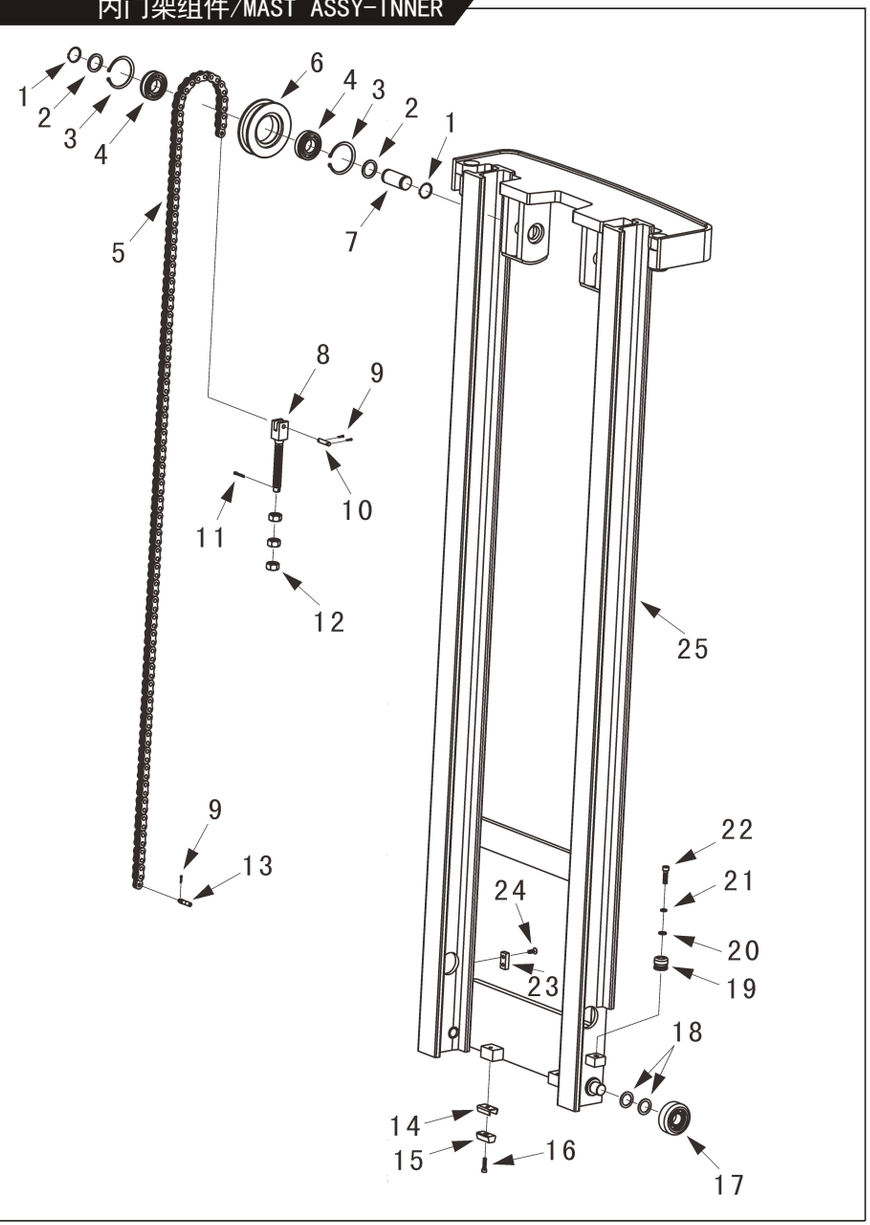

Купить штабелёр
kupit-shtabeler.ru +7 495 159-44-32 zakaz@kupit-shtabeler.ru
Справочная копия документа изготовителя. Масштаб исходных страниц сохранён.

图36/FIG.36 叉架和挡货架/FORK & CARRIAGE & BACKREST

序号 Item No	图号 Part No	零部件名称 Description	件数 Q'ty	备注 Remark
01	5500802004	Backrest 挡货架	1	
02	2000830002	Bolt 张紧螺栓	4	
03	2000820001	Roller 滚轮	4	
04	8700802005	Carriage 移动货叉架	1	
05	2001302002	Fork(1070) 铲叉(1070)	2	
	2001302006	Fork(1400) 铲叉(1400)	2	
	2001302007	Fork(1150) 铲叉(1150)	2	
	2001302008	Fork(920) 铲叉(920)	2	
	2001302009	Fork(1000) 铲叉(1000)	2	
	2001302010	Fork(1200) 铲叉(1200)	2	
	2001302012	Fork(1100) 铲叉(1100)	2	
	2001302014	Fork(1600) 铲叉(1600)	2	
	2001302015	Fork(1520) 铲叉(1520)	2	
	2001302016	Fork(800) 铲叉(800)	2	
	2001302017	Fork(1500) 铲叉(1500)	2	
	2001302018	Fork(1300) 铲叉(1300)	2	
	2001302019	Fork(850) 铲叉(850)	2	
	2001302020	Fork(1700) 铲叉(1700)	2	
	2001302022	Fork(1370) 铲叉(1370)	2	
06	2000837001	Washer 垫圈	2	
07	8700802006	Carriage 移动货叉架	2	
08	8700820001	Axletree 复合轴承	2	
09	8700827001	Snap ring 挡圈	2	
10	8700813002	Shaft 轴	2	

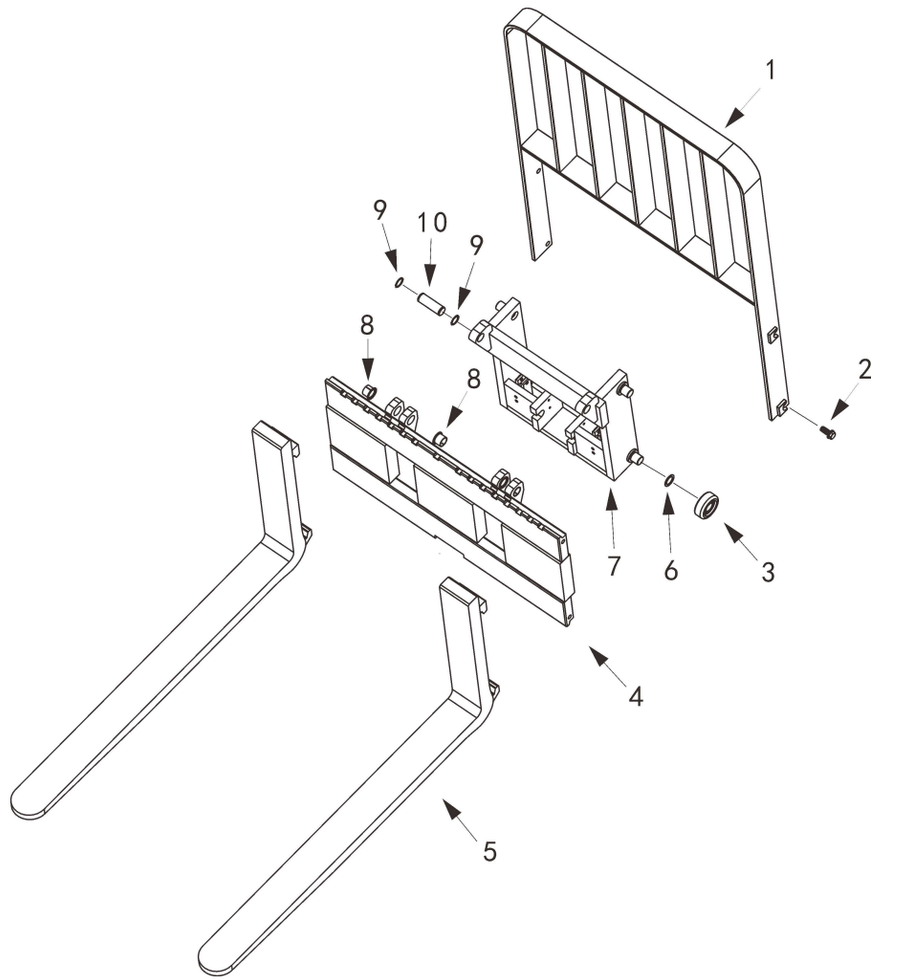

Купить штабелёр
kupit-shtabeler.ru +7 495 159-44-32 zakaz@kupit-shtabeler.ru
Справочная копия документа изготовителя. Масштаб исходных страниц сохранён.

图37/FIG.37 电池组件/BATTERY ASSEMBLY

序号 Item No	图号 Part No	零部件名称 Description	件数 Q'ty	备注 Remark
01	2001100021	Charger (220V Europe criterion) 欧标充电器	1	
	2001100022	Charger (220V USA criterion) 美标充电器		
	2001100023	Charger (220V Australia criterion) 澳标充电器		
	2001100024	Charger (220V Eng criterion) 英标充电器		
	2001100026	Charger (110V USA criterion) 美标充电器		
	2001100027	Charger (110V Australia criterion) 澳标充电器		
	2001100028	Charger (110V Eng criterion) 英标充电器		
	2001100029	Charger (110V Europe criterion) 欧标充电器		
02	9302400001	Flying rings 充电线	1	
03	9701100002	Battery(270Ah) 电瓶	1	
04	2000830001	Screw 防松螺栓	2	
05	1000131001	Screw 螺栓	2	
06	2000937002	Washer 平垫圈	2	
	2000937003	Washer 弹簧垫圈	2	
07	2000537001	Nut 螺母	2	
08	4601108001	Cover 电线座盖	1	

