Купить штабелёр
kupit-shtabeler.ru +7 495 159-44-32 zakaz@kupit-shtabeler.ru
Справочная копия документа изготовителя. Масштаб исходных страниц сохранён.

本零件目录汇集了1.2t/1.5t电动托盘堆垛车的零部件

查询方法

步骤一：在检索目录中找到系统或总成该图所在页次并翻至所标页次，找到该图；

步骤二：在其图中找出所需零部件，以及它所标注的序号；

步骤三：根据这个序号，在其后附表中可以查到系统或零件的详细信息。

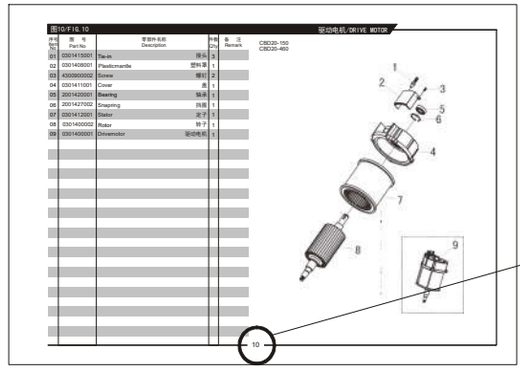

订购零部件时，务请写清叉车的型号、出厂编号、所需零部件的图号及订购数量

在维修时，请使用正规渠道提供的本公司零部件，以确保叉车质量

恕不能将本产品可能进行的零部件改进在本图册中同时修改，您可以从本公司的销售和配件公司获得最新资料

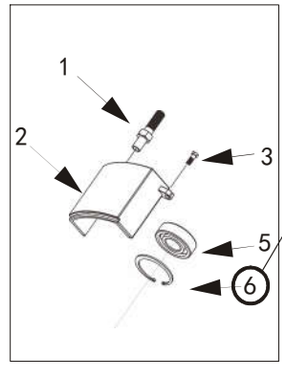

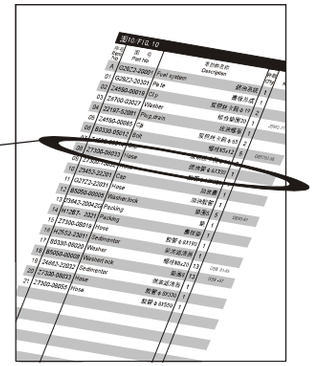

叉车型号说明

C Q D M 12-810

产品配置号	
1.2吨	C
门架前移	Q
电动	D
前移式叉车	M

具体车型

CQDM12-810
CQDM15-810

Купить штабелёр
kupit-shtabeler.ru +7 495 159-44-32 zakaz@kupit-shtabeler.ru
Справочная копия документа изготовителя. Масштаб исходных страниц сохранён.

THIS PARTS CATALOGUE COVERS PARTS IN THE MOST OF 1.2/1.5 TON ELECTRIC PALLET STACKING TRUCKS

Indexing Way

Step1:Finding out the page for the system or assembly required from the indexing contents and turn to the required page, finding out the concerned drawing;

Step2:From the detail drawing,find out the parts and their item numbers.

Step3:According to these item numbers, find out details of these parts of the system or assembly from attached table.

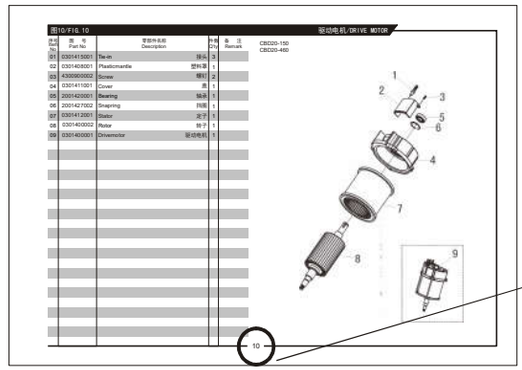

This page code denotes this system or assembly drawing shows on the page.

When ordering the parts or components,please indicate the model and series number of the your forklift truck,the drawing number of parts or components you require and their quantity.

When you replace parts or components,please apply the real goods made by our company to ensure the truck's guality.

We reserve modification right without notice
Designations in the CATALOGUE

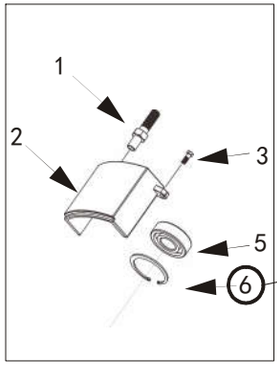

According to these item numbers, find out details of hese parts or the system from attached table.

Every part or componet in the drawing is expressed with only item number

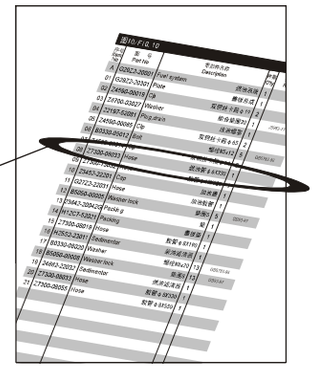

C Q D M 12-810

Configuration Number
1.2 ton capacity
Reach mast
Electric
Reach trucks

The following trucks

CQDM12-810
CQDM15-810

Купить штабелёр
kupit-shtabeler.ru +7 495 159-44-32 zakaz@kupit-shtabeler.ru
Справочная копия документа изготовителя. Масштаб исходных страниц сохранён.
kupit-shtabeler.ru

目录/INDEX

图1 转向操纵系统	1	Fig.1 Steering control system
图2 手把总成	3	Fig.2 Handle assembly
图3 控制盒总成	4	Fig.3 Switch box assembly
图4 行走开关总成	5	Fig.4 Stepped switch assembly
图5 驱动系统	6	Fig.5 Driving system
图6 变速箱总成	7	Fig.6 Gear box assembly
图7 驱动电机	8	Fig.7 Driving motor
图8 液压动力单元	9	Fig.8 Hydraulic power unit
图9 车架	10	Fig.9 Frame
图10 液压系统	11	Fig.10 Hydraulic system
图11 液压系统	12	Fig.11 Hydraulic system
图12 配电板总成	14	Fig.12 Electric panel assembly
图13 萨牌配电板总成	15	Fig.13 ZAPI electric panel assembly
图14 扶手总成	16	Fig.14 Protect arm
图15 踏板总成	17	Fig.15 Footboard assembly
图16 液压总成	18	Fig.16 Hydraulic system
图17 外门架总成	19	Fig.17 Mast assy-outer
图18 油缸总成	20	Fig.18 Cylinder assembly
图19 外门架总成	21	Fig.19 Mast assy-outer
图20 中间门架总成	23	Fig.20 Mast assy-middle
图21 内门架总成	24	Fig.21 Mast assy-inner
图22 液压总成	25	Fig.22 Hydraulic system
图23 活动货叉组件	26	Fig.23 Fork & Carriage & Backrest
图24 内门架总成	27	Fig.24 Mast assy-inner
图25 活动货叉总成	28	Fig.25 Fork & Carriage & Backrest

Купить штабелёр
kupit-shtabeler.ru +7 495 159-44-32 zakaz@kupit-shtabeler.ru
Справочная копия документа изготовителя. Масштаб исходных страниц сохранён.
kupit-shtabeler.ru

图26 电池组件 ····· 29 ····· Fig.26 Battery assembly

Купить штабелёр
kupit-shtabeler.ru +7 495 159-44-32 zakaz@kupit-shtabeler.ru
Справочная копия документа изготовителя. Масштаб исходных страниц сохранён.

图1/FIG.1 转向操纵系统/STEERING CONTROL SYSTEM

序号 Item No	图号 Part No	零部件名称 Description	件数 Q'ty	备注 Remark
01	8500500001	Handle assembly 手柄总成	1	
	9700500003	Handle assembly(without footplate) 手柄总成(不带踏板)	1	
02	2000508001	Outer covering plate 手柄座盖板	1	
03	2000537002	Washer 垫圈	2	
04	2000541002	Screw 螺栓	2	
05	2000512002	Lubricated bush 自润滑轴承	2	
06	2000513001	Pin shaft 销轴	1	
07	2000536001	Spring pin 弹性销	1	
08	2000534003	Rubber washer 缓冲垫	1	
09	2000931004	Screw 螺栓	2	
10	2000534002	Rubber sleeve 轴套	1	
11	2000513003	Pin shaft 销轴	1	
12	2000541004	Screw 螺栓	2	
13	4300534001	Rubber sack 橡胶密封圈	1	
14	2000525004	Screw 螺栓	1	
15	2000535005	Installing plate 调整块	1	
16	2000504001	Steel ball 钢球	1	
17	2000507004	Inching switch 微动开关	1	
18	2000537003	Washer 垫圈	2	
19	2000541001	Screw 螺栓	2	
20	2000541003	Screw 螺栓	2	
21	2000537001	Washer 垫圈	6	
22	2000508002	Inner covering plate 盖板	1	
23	4300501001	Handle socket 手把座	1	
24	8100517001	Handle connector 手把连接座	1	
25	5500521001	Gear 被动齿轮	1	
26	5501221001	Gear 主动齿轮	1	
27	9300200001	Sensor assembly 角度传感器总成	1	
28	8100500002	Electro handgrip 电子转向	1	
29	8100518001	Handle support 手柄支架	1	

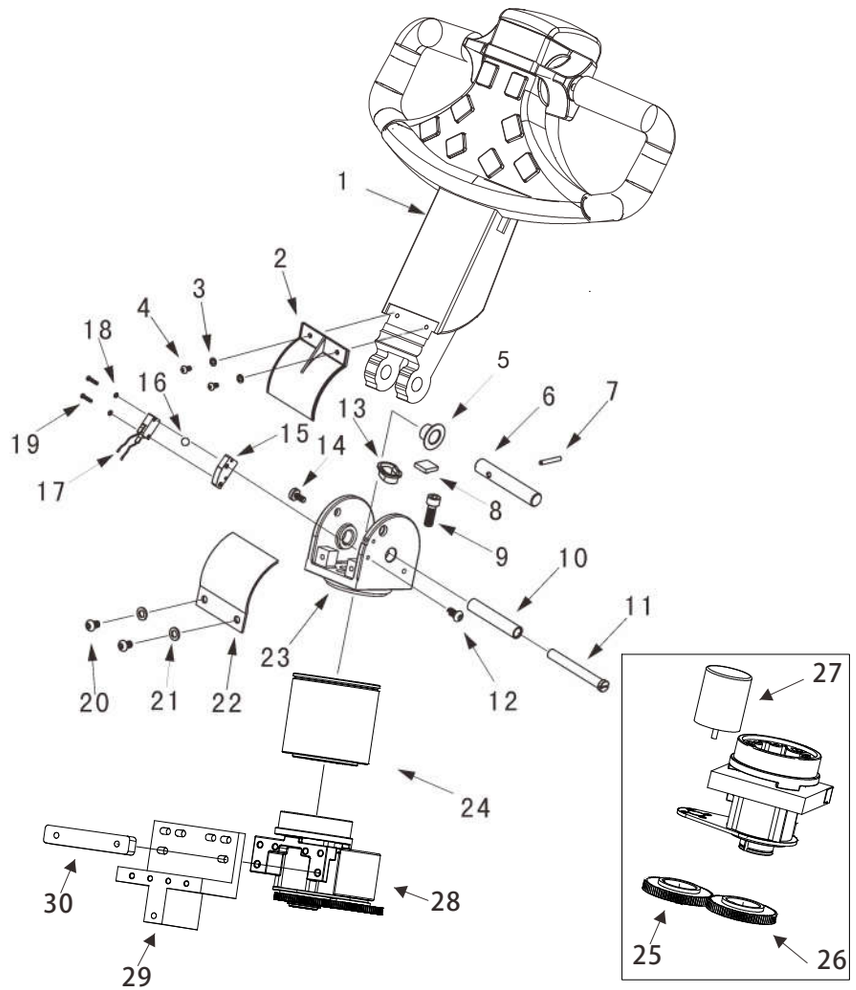

1

Купить штабелёр
kupit-shtabeler.ru +7 495 159-44-32 zakaz@kupit-shtabeler.ru
Справочная копия документа изготовителя. Масштаб исходных страниц сохранён.

图1/FIG.1 转向操纵系统/STEERING CONTROL SYSTEM

序号 Item No	图号 Part No	零部件名称 Description	件数 Q'ty	备注 Remark
30	8100518002	Screw plate 螺钉板	1	

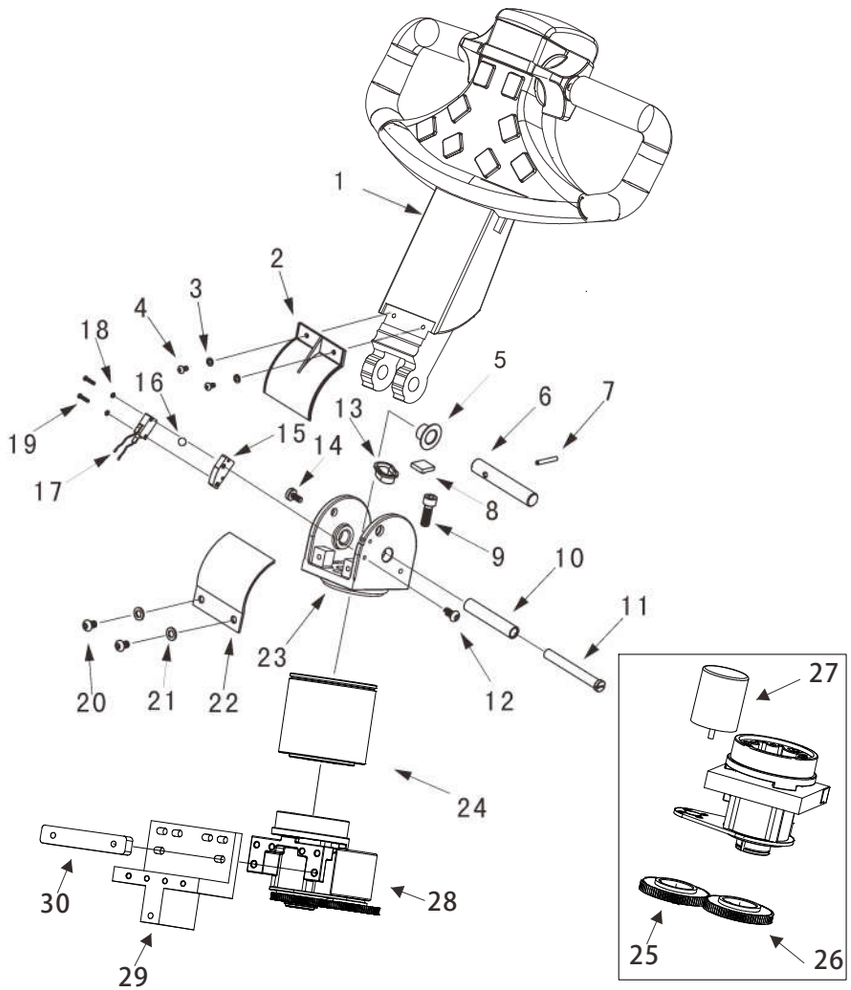

Купить штабелёр
kupit-shtabeler.ru +7 495 159-44-32 zakaz@kupit-shtabeler.ru
Справочная копия документа изготовителя. Масштаб исходных страниц сохранён.

图2/FIG.2 手柄总成(带倾斜)/HANDLE ASSEMBLY(INCLINE)

序号 Item No	图号 Part No	零部件名称 Description	件数 Q'ty	备注 Remark
01	8500500001	Handle assembly 力达款手柄总成	1	
	9700500003	Handle assembly(without footplate) 力达款手柄总成(不带踏板)	1	
02	9700500005	Switch box assembly 控制盒总成	1	
03	2000442001	Screw 螺钉	4	
04	4000517003	Handle tube 铝手柄	1	
	4300501004	Handle tube(without footplate) 铝手柄(不带踏板)	1	
05	6000502002	Pneumatic spring seat 气弹簧座	1	
06	2000525012	Joint 气弹簧球头	1	
07	4600519002	Pneumatic spring complete 气弹簧	1	
	1500519001	Pneumatic spring complete(without footplate) 气弹簧(不带踏板)	1	
08	2000527002	Snap ring 挡圈	1	
09	2000520003	Joint 下接头	1	
10	2000525006	Shaft 轴	1	
11	1000527001	Snap ring 挡圈	1	
12	4000517001	Covering plate 盖板	1	
	4300501003	Covering plate(without footplate) 盖板(不带踏板)	1	
13	2000542001	Screw 螺钉	4	

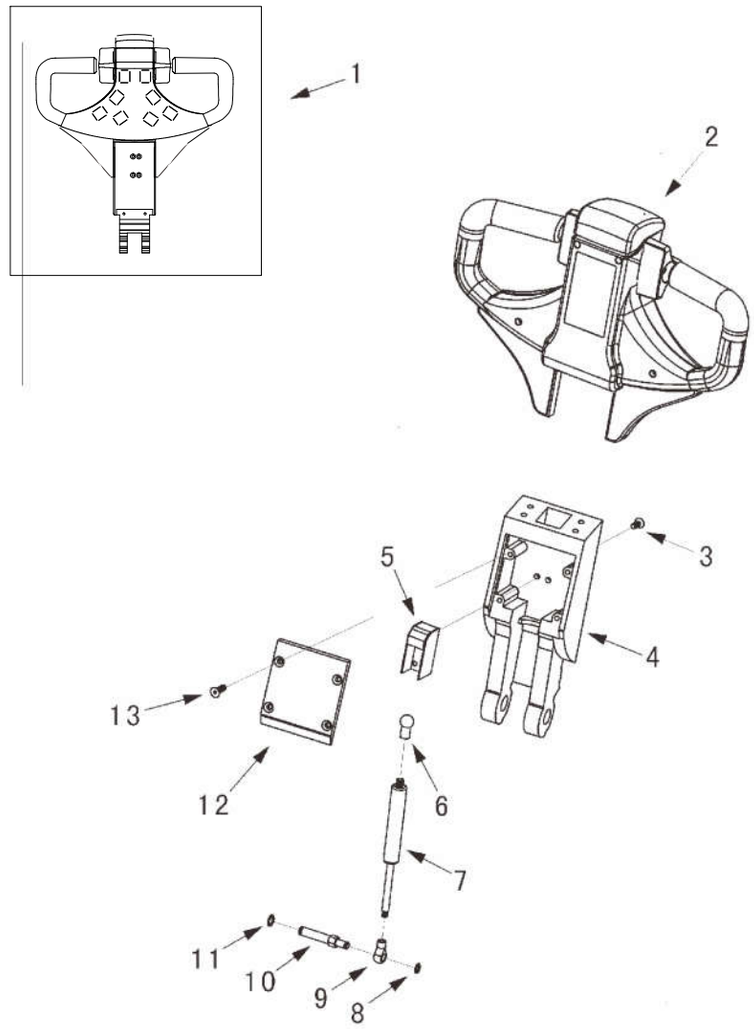

Купить штабелёр
kupit-shtabeler.ru +7 495 159-44-32 zakaz@kupit-shtabeler.ru
Справочная копия документа изготовителя. Масштаб исходных страниц сохранён.

图3/FIG.3 控制盒总成(带倾斜)/SWITCH BOX ASSEMBLY(INCLINE)

序号 Item No	图号 Part No	零部件名称 Description	件数 Q'ty	备注 Remark
01	9700500005	Switch box assembly 控制盒总成	1	
02	4300508001	Emergency reverser button cover 紧急换向按钮盖	1	
03	2000519004	Spring 弹簧	1	
04	9700500004	Cover assembly 手柄盖总成	1	
05	4300500004	Stepped switch assembly 行走开关总成	1	
06	2000507002	Emergency reverser button 紧急换向按钮	1	
07	4300517001	Handle 手柄	1	
08	6000131007	Screw 螺钉	4	
09	1001437003	Washer 垫圈	4	
10	1200518001	Supporting plate 支撑板	1	
11	3201431001	Screw 螺钉	2	
12	6000131006	Screw 螺钉	2	
13	9300517001	Seat 微动开关座	2	
14	1000515002	Shell 接插件母胶壳	1	
15	1000515001	Shell 接插件公胶壳	1	

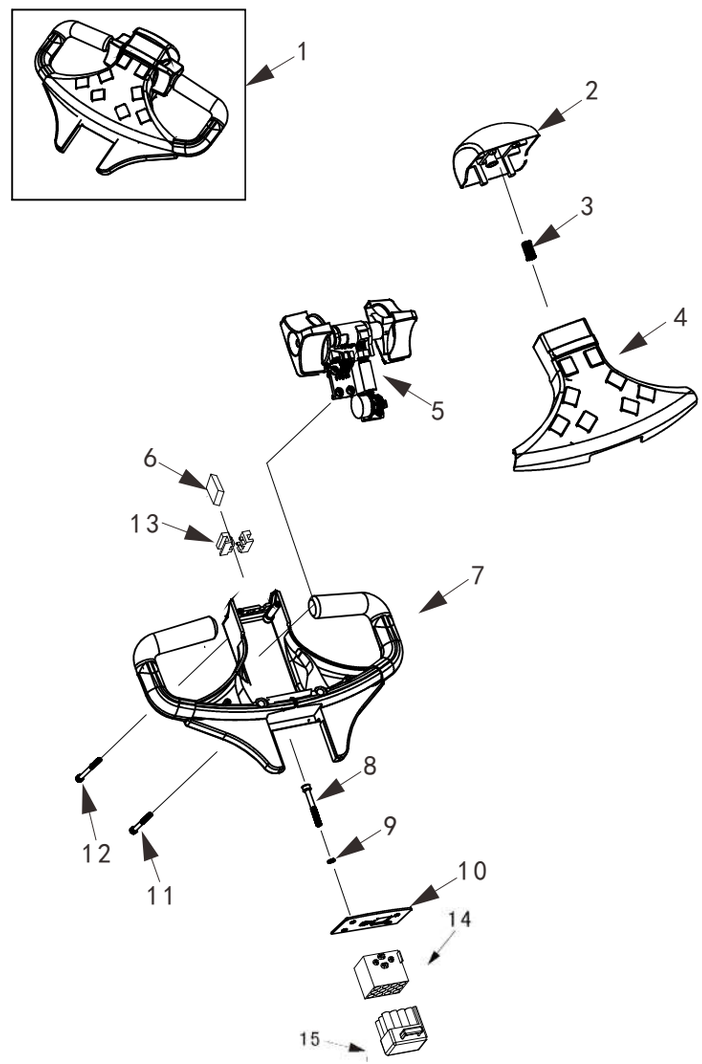

kupit-shtabeler.ru

图4/FIG.4 行走开关总成/STEPPED SWITCH ASSEMBLY

序号 Item No	图号 Part No	零部件名称 Description	件数 Q'ty	备注 Remark
01	4300500004	Stepped switch assembly 行走开关总成	1	
02	2000538005	Screw 螺栓	2	
03	2000507003	Inching switch 微动开关	2	
04	2000535001	Isolate block 绝缘块	2	
05	2001141005	Screw 螺栓	2	
06	4300518003	Fastening bracket 固定支架	1	
07	1000504001	Washer 垫圈	2	
08	2000539002	Nut 螺母	2	
09	4300501005	Cam 凸轮	1	
10	4300513001	Cam Shaft 凸轮安装轴	1	
11	1002343003	Rack 齿条	1	
12	2000519004	Spring 弹簧	1	
13	4300900002	Screw 螺钉	2	
14	2001437005	Washer 垫圈	2	
15	4300540001	Right control knob 右控制手柄	1	
16	4300512001	Shaft sleeve 轴套	2	
17	4300535001	Fastening bracket 固定支架	1	
18	2000541004	Screw 螺钉	4	
19	4300540002	Left control knob 左控制手柄	1	
20	4300518004	Baffle 挡板	1	
21	2000521001	Gear 齿轮	1	
22	4700418001	Fastening bracket 固定支架	1	
23	4700400001	Potentiometer 电位器	1	

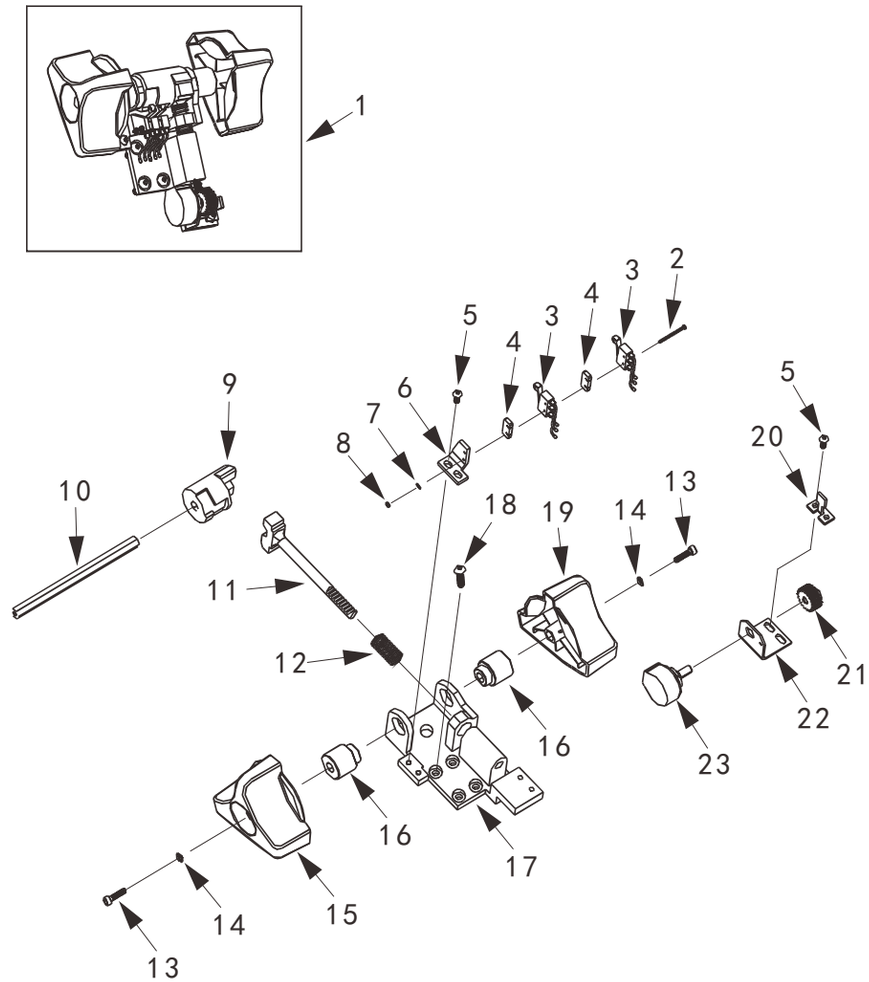

Купить штабелёр
kupit-shtabeler.ru +7 495 159-44-32 zakaz@kupit-shtabeler.ru
Справочная копия документа изготовителя. Масштаб исходных страниц сохранён.

图5/FIG.5 驱动系统/DRIVING SYSTEM

序号 Item No	图号 Part No	零部件名称 Description	件数 Q'ty	备注 Remark
01	7800300001	Motor 电机	1	
02	1000130001	Screw 螺栓	4	
03	2001037001	Washer 垫圈	4	
04	9300400002	Encoder 编码器	1	
05	5501221004	Gear 齿轮	1	
06	7800337001	Washer 垫圈	1	
07	7800330002	Screw 螺栓	1	
08	8100318001	Flange 浮动架	1	
09	0300320001	Axletree 变速箱大轴承	1	
10	9700406001	Limitation switch 光电开关	1	
11	9300312002	Sleeve 衬套	1	
12	7800300003	Gear box assembly 变速箱总成	1	
13	4000332001	Drive wheel assembly 驱动轮总成	1	
14	2000325002	Nut 螺母	5	
15	1500300001	Motor assembly 转向电机总成	1	

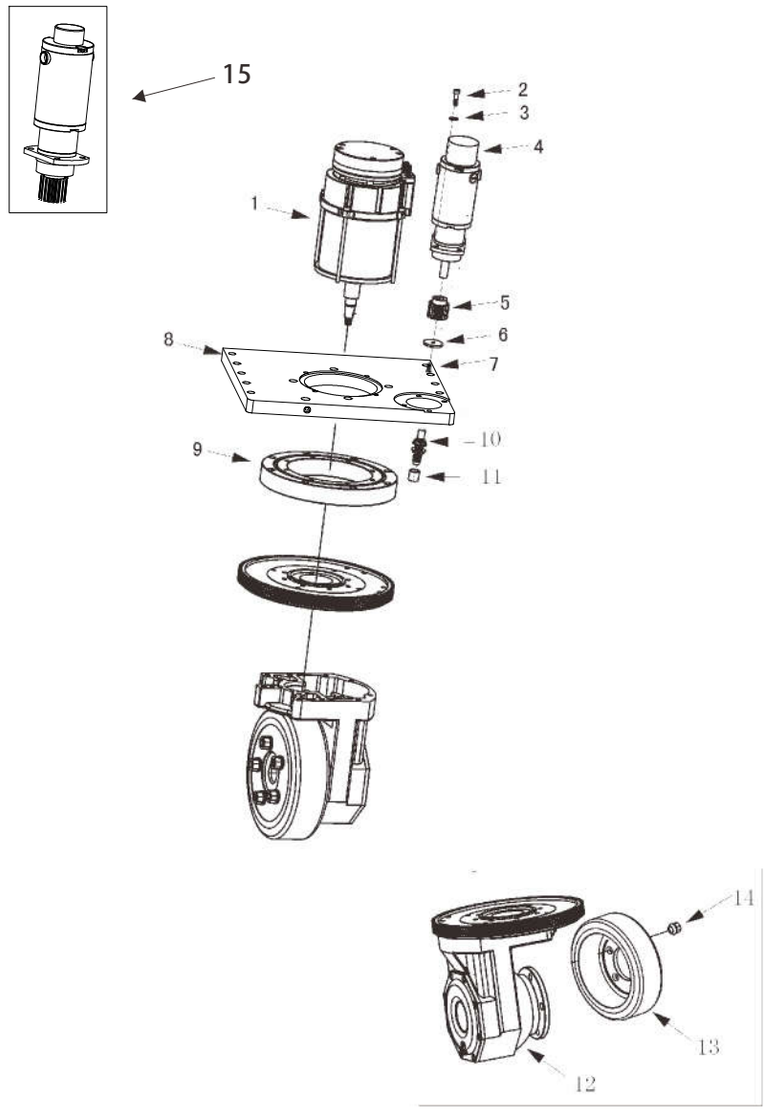

Купить штабелёр
kupit-shtabeler.ru +7 495 159-44-32 zakaz@kupit-shtabeler.ru
Справочная копия документа изготовителя. Масштаб исходных страниц сохранён.

图6/FIG.6 齿轮箱总成/GEAR BOX ASSEMBLY

序号 Item No	图号 Part No	零部件名称 Description	件数 Q'ty	备注 Remark
01	1000131001	Screw 螺栓	4	
02	7800321001	Gear 齿轮	1	
03	2000125001	Nut 螺母	1	
04	2000121006	Gear 齿轮	1	
05	2000120003	Bearing 轴承	2	
06	2000141001	Screw 螺栓	8	
07	2000625001	Bolt 六角头螺栓	2	
08	2000603010	Washer 垫圈	2	
09	2000111002	Sider cover 箱体侧盖	1	
10	2000128002	O-ring 0型圈	1	
11	4600113001	Nut 螺母	1	
12	2000121002	Gear 齿轮	1	
13	2000120002	Bearing 轴承	1	
14	2000137001	Washer 垫圈	2	
15	2000137002	Washer 垫圈	2	
16	4000201001	Gear 齿轮	1	
17	4000101001	Flat 平键	1	
18	2001037001	Circlip 弹性挡圈	8	
19	2000731003	Screw 螺栓	8	
20	2000120001	Bearing 轴承	1	
21	2000105001	Seal ring 密封圈	1	
22	4600113002	Spline Shaft 花键轴	1	
23	2000126001	Gear box body 齿轮箱箱体	1	
24	7800300003	Gear box assembly 变速箱总成	1	

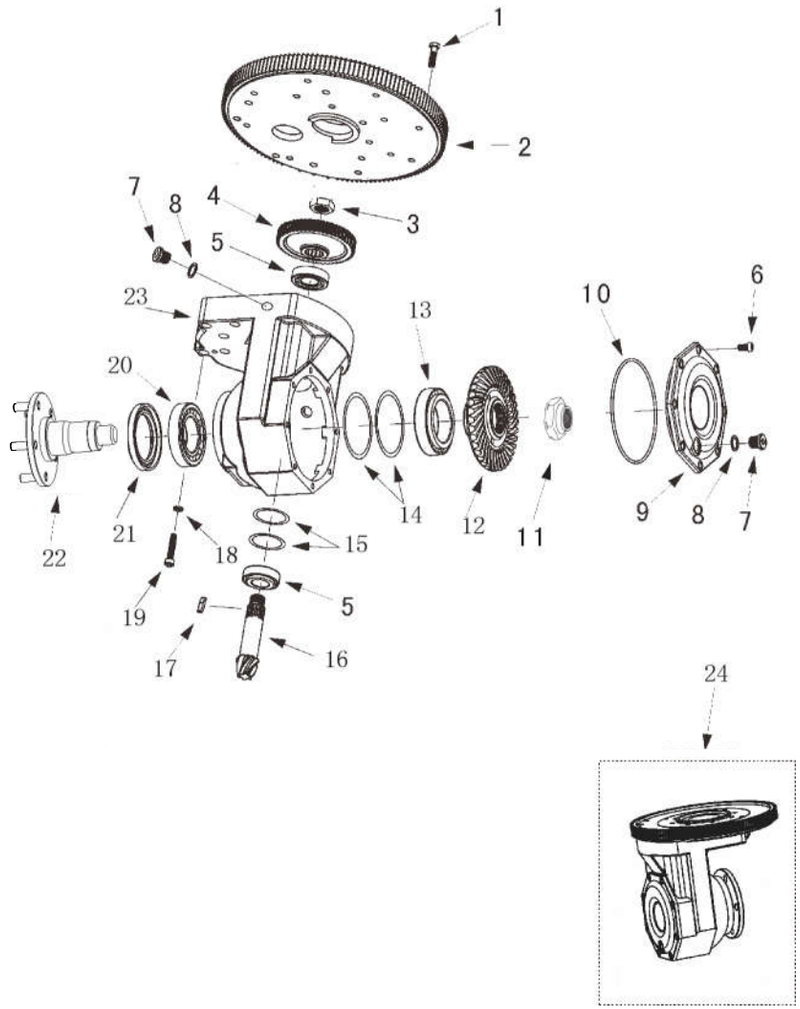

Купить штабелёр
kupit-shtabeler.ru +7 495 159-44-32 zakaz@kupit-shtabeler.ru
Справочная копия документа изготовителя. Масштаб исходных страниц сохранён.

图7/FIG.7 驱动电机/DRIVING MOTOR

序号 Item No	图号 Part No	零部件名称 Description	件数 Q'ty	备注 Remark
01	0301000001	Brake assembly 电磁制动器	1	
02	2001021001	Spline 花键轴套	1	
03	2001427001	Snap ring 轴用挡圈	1	
04	2001012001	Sleeve 定位套	1	
05	4600628001	O-ring 0型圈	1	
06	4001404001	Flat key 平键	1	
07	0301400001	Motor 电机	1	
08	0301431001	Screw 螺栓	4	
09	0301435001	Position sleeve 过渡定位套	1	
10	2001405001	Dust ring 骨架油封	1	
11	2001228001	O-ring 0型圈	1	
12	2001420001	Bearing 轴承	1	
13	2001427001	Snap ring 轴用挡圈	2	
14	2001227003	Snap ring 轴用挡圈	1	
15	2000121005	Gear 齿轮	1	
16	2001435002	Semicircle key 半圆键	1	
17	2001425002	Nut 螺母	1	
18	4601402001	Joint 磁钢头	1	
19	0301427001	Washer 垫圈	3	
20	2001441001	Screw 螺栓	4	
21	1801411001	Cover 刹车盘上盖	1	
22	1801411002	Wire saddle 线套	1	
23	7801006001	Circuit board 编码器线路板	1	

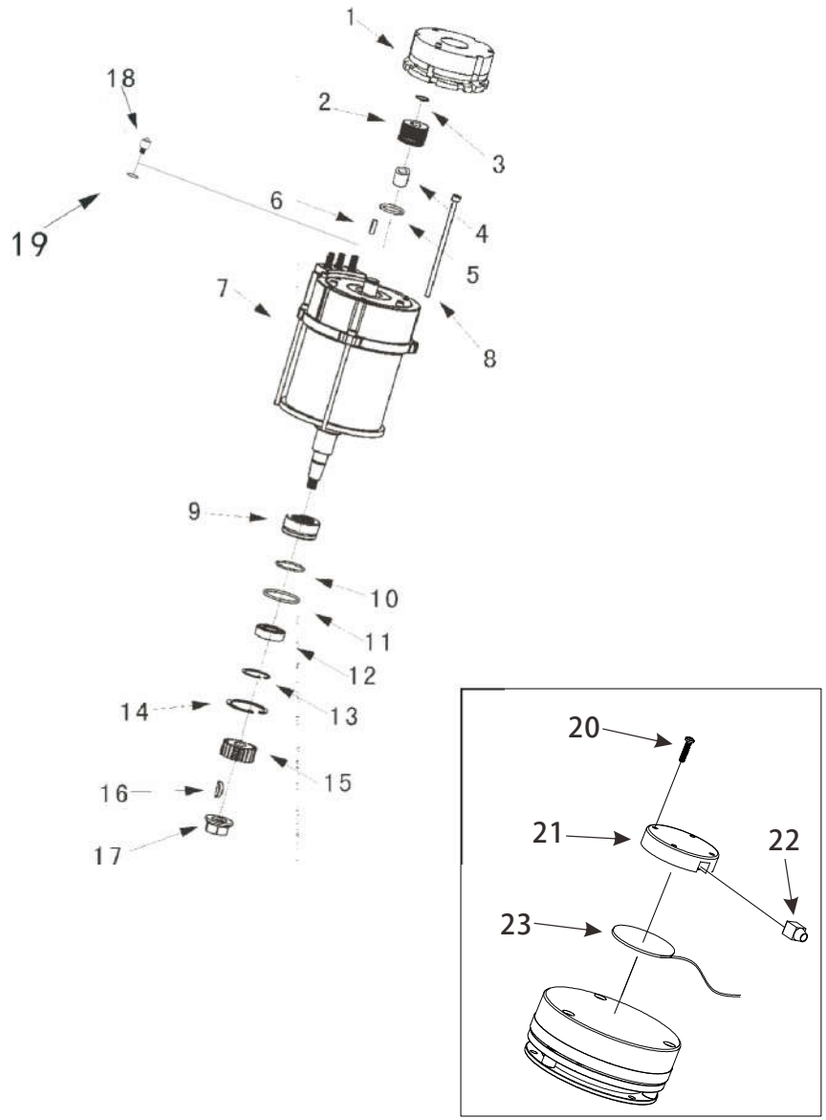

Купить штабелёр
kupit-shtabeler.ru +7 495 159-44-32 zakaz@kupit-shtabeler.ru
Справочная копия документа изготовителя. Масштаб исходных страниц сохранён.

图8/FIG.8 液压动力单元/HYDRAULIC POWER UNIT

序号 Item	图号 Part No	零部件名称 Description	件数 Q'ty	备注 Remark
01	2000631003	Screw 螺栓	6	
02	2001037001	Circlip 弹簧垫圈	4	
03	2001400004	Hydraulic motor 液压站电机	1	
04	6001212005	Connecting bearing sleeve 齿轮泵连轴套	1	
05	9700603005	Valve plate 阀板	1	
06	4600603008	Safety valve 安全阀	1	
07	2000605005	Gasket 分油板软木垫	1	
08	9300600018	Oil pump 油泵	1	
09	2000631004	Screw 螺栓	2	
10	8100603001	Oil through joint 油通接头	1	

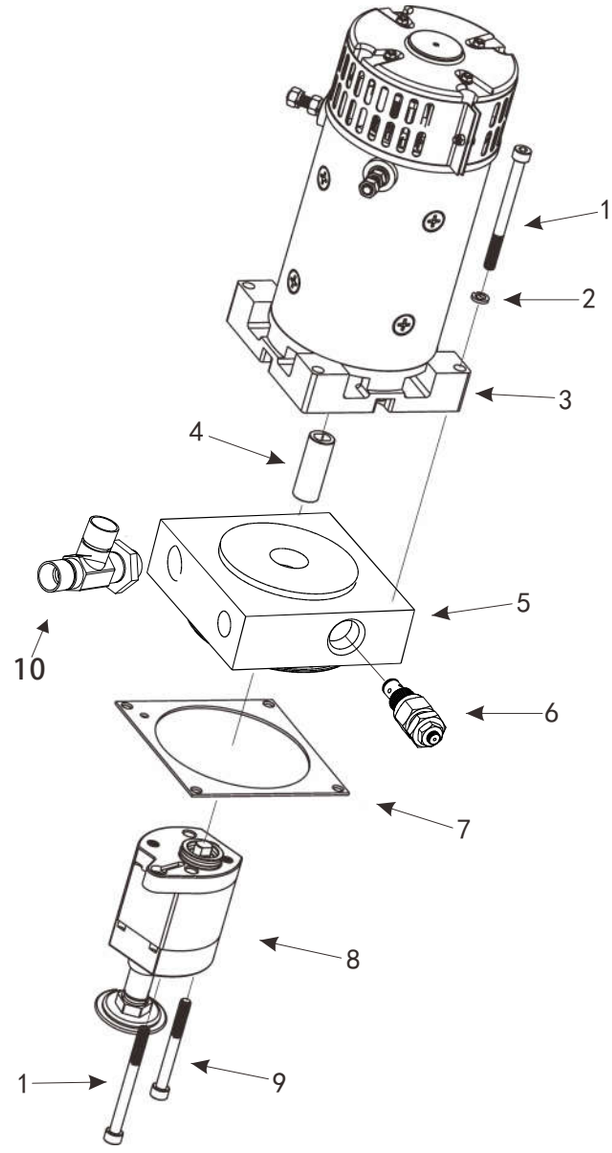

kupit-shtabeler.ru

图9/FIG.9 车架总成/FRAME

序号 Item No	图号 Part No	零部件名称 Description	件数 Q'ty	备注 Remark
01	8100311001	Dust cover 防尘盖	2	
02	8100725001	Screw 螺钉	4	
03	8100732001	Wheels 轮子	2	
04	8100720001	Bearing 轴承	2	
05	8100738001	Nut 螺母	2	
06	8100702001	Pressure plate 压板	2	
07	8100720002	Bearing 轴承	2	
08	8100702002	Baffle 挡板	2	
09	8100702005	Counterweight 配重	2	
10	8100718001	Bracket 支架	1	
11	4600918001	Fixed block 固定块	2	
12	8100708001	Cover 电瓶盖	1	
13	2001116002	Power meter 电量表	1	
14	1801116001	Key 钥匙	1	
15	2000407001	Emergency switch 紧急开关	1	
16	8100708002	Cover 顶盖	1	
17	8100709001	Cover 前盖	1	
18	4600702001	Leaf spring 弹簧片	1	
19	8100709002	Frame 左下围框	1	
20	8100734001	Rubber pad 橡胶垫	2	
21	8100709003	Frame 后围框	1	
22	8100709004	Cover 左顶盖	1	
23	8100702003	Washer 垫圈	8	
24	8100709005	Cover 右顶盖	1	
25	8100709006	Frame 右下围框	1	
26	8100702004	Bracket 支架	1	

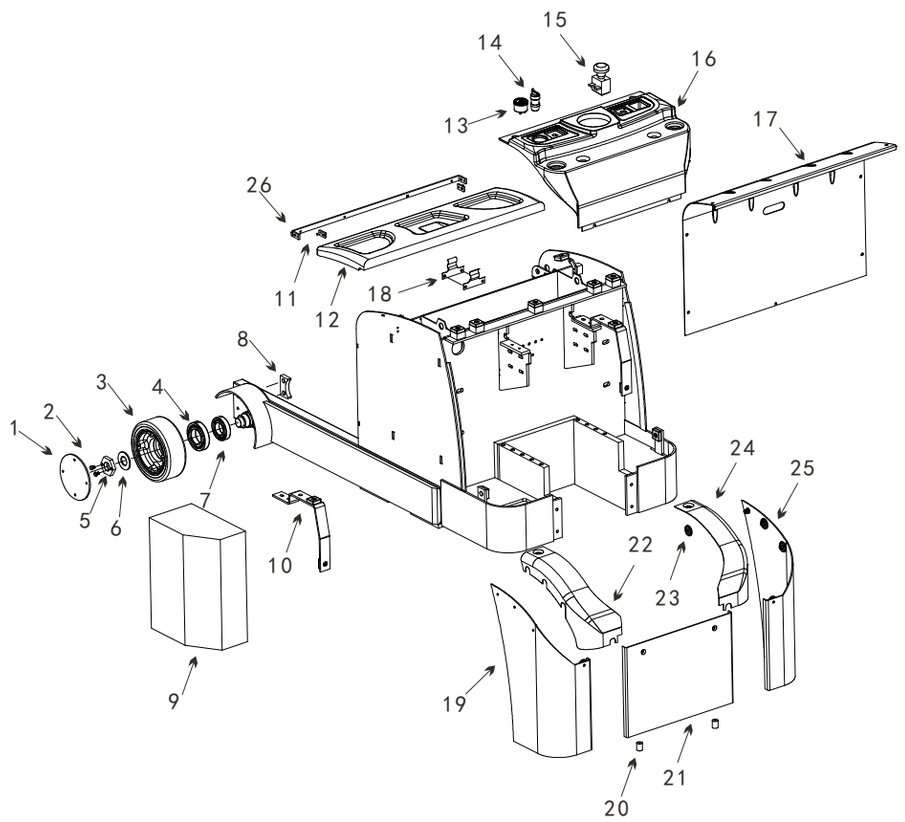

Купить штабелёр
kupit-shtabeler.ru +7 495 159-44-32 zakaz@kupit-shtabeler.ru
Справочная копия документа изготовителя. Масштаб исходных страниц сохранён.

图10/FIG.10 液压总成/HYDRAULIC SYSTEM

序号 Item No	图号 Part No	零部件名称 Description	件数 Q'ty	备注 Remark
01	8700626001	Fuel tank 油箱	1	
02	8100634001	Cushion 缓冲垫	4	
03	8100603001	Joint 接头	1	
04	8100603002	Joint 接头	2	
05	8100603003	Oil suction pipe 吸油管	2	
06	9700603003	Joint 接头	3	
07	8100614012	Tubing 油管	1	
08	8100614013	Tubing 油管	1	
09	8100614014	Tubing 油管	1	
10	9700603001	Valve plate 阀板	1	
11	8500603016	Joint 接头	6	
12	8100603004	Joint 接头	5	
13	8100614015	Tubing 油管	1	
14	9700603002	Valve plate 阀板	1	
15	8100614016	Tubing 油管	1	
16	8100614017	Tubing 油管	1	
17	8100603005	Joint 接头	2	
18	8100614018	Tubing 油管	1	
19	8100614019	Tubing 油管	1	
20	8100603006	Valve plate 阀板	1	
21	8100614020	Tubing 油管	1	
22	8100614021	Tubing 油管	1	
23	8100614022	Tubing 油管	1	

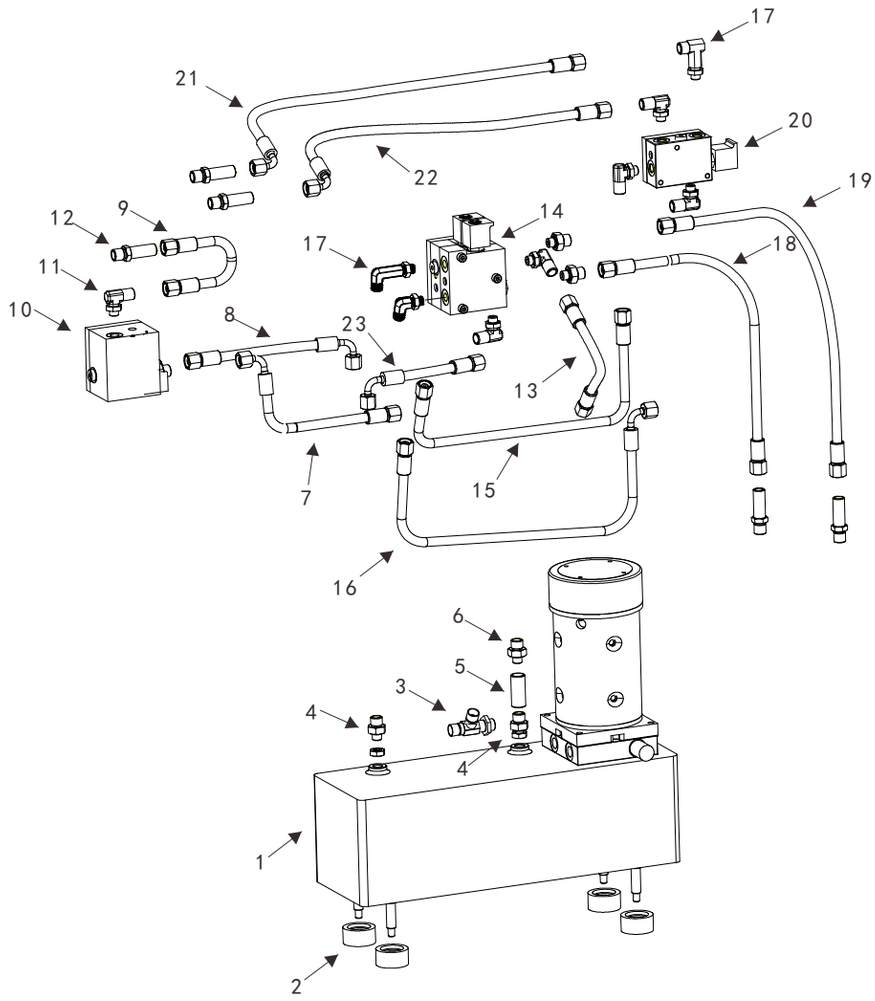

kupit-shtabeler.ru

图11/FIG.11 液压总成/HYDRAULIC SYSTEM

序号 Item No	图 号 Part No	零部件名称 Description	件数 Q'ty	备 注 Remark
01	8700615004	Joint 接头	6	
02	8100614001	Soft oil pipe(3.6m) 油管	1	
	8100614002	Soft oil pipe(3.3m) 油管	1	
	8100614003	Soft oil pipe(3.0m) 油管	1	
	8100614004	Soft oil pipe(2.5m) 油管	1	
03	2000827001	Snap ring 挡圈	1	
04	7802032001	Pipe wheel 滑轮	1	
05	2500620001	Bearing 轴承	2	
06	5500618001	Bracket 安装板	1	
07	2000937002	Washer 垫片	2	
08	2000937003	Circlip 弹簧垫	2	
09	2000931004	Screw 螺钉	2	
10	8100600001	Cylinder(3.6m) 油缸	1	
	8100600002	Cylinder(3.3m) 油缸	1	
	8100600003	Cylinder(3.0m) 油缸	1	
	8100600004	Cylinder(2.5m) 油缸	1	
11	8700614001	Soft oil pipe 油管	2	
12	8700637001	Washer 垫片	2	
13	8700600001	Cylinder 油缸	1	
14	8700615001	Tie-in 分油块	1	
15	1001437003	Washer 垫片	6	
16	2001437001	Washer 垫片	6	
17	2000931001	Screw 螺钉	6	
18	2000637001	Washer 垫片	10	
19	2000630001	Screw 螺钉	2	
20	8700630001	Screw 螺钉	9	
21	1001437001	Board 压板	3	
22	8100602006	Joint 接头	1	
23	8700637001	Washer 垫片	6	

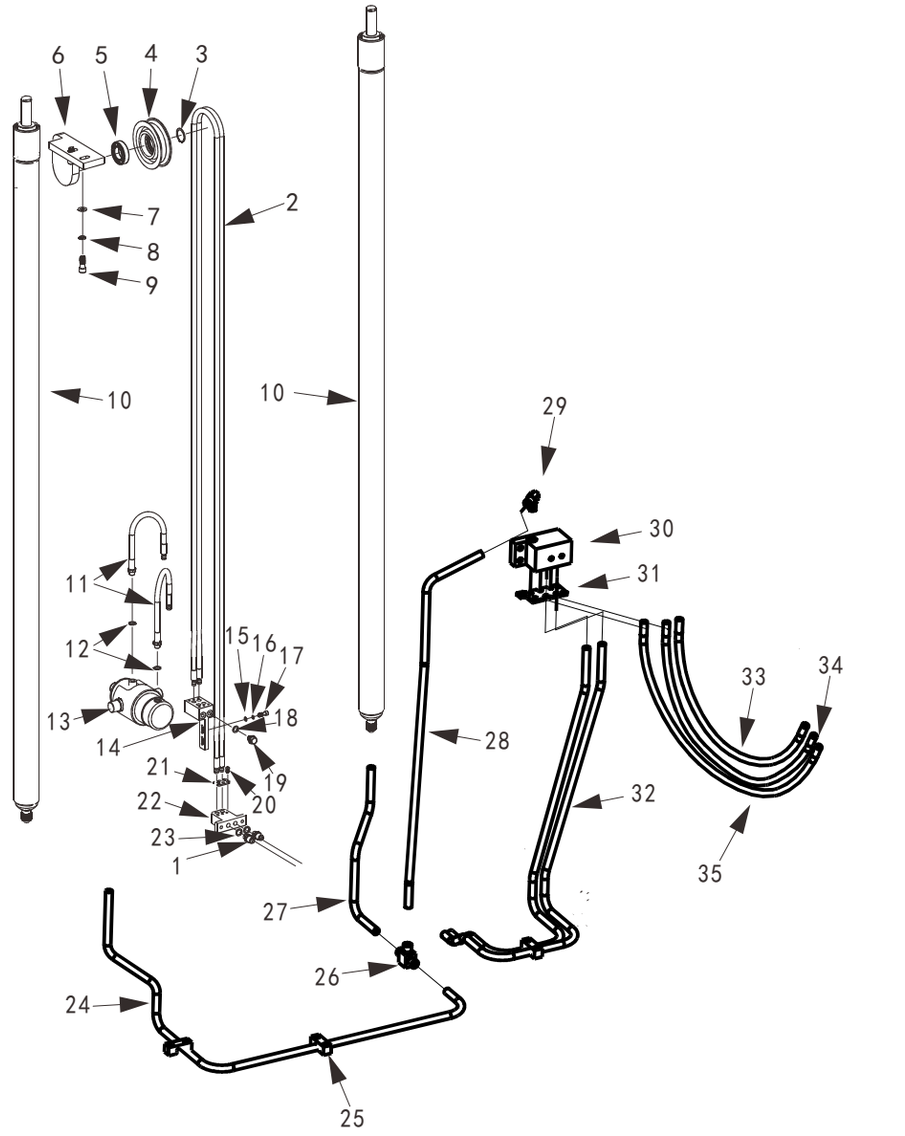

kupit-shtabeler.ru

图11/FIG.11 液压总成/HYDRAULIC SYSTEM

序号 Item No	图号 Part No	零部件名称 Description	件数 Q'ty	备注 Remark
24	8100614005	Tubing 油管	1	
25	8100602001	Pressure plate 压板	4	
26	8100602002	Joint 接头	1	
27	8100614006	Tubing 油管	1	
28	8100614007	Tubing 油管	1	
29	9700603004	Joint 接头	1	
30	8100602003	Oil board 分油板	1	
31	8100602004	Pressure plate 压板	1	
32	8100614008	Tubing 油管	2	
33	8100614009	Tubing 油管	1	
34	8100614010	Tubing 油管	1	
35	8100614011	Tubing 油管	1	
36	8100602002	Pressure plate 压板	1	

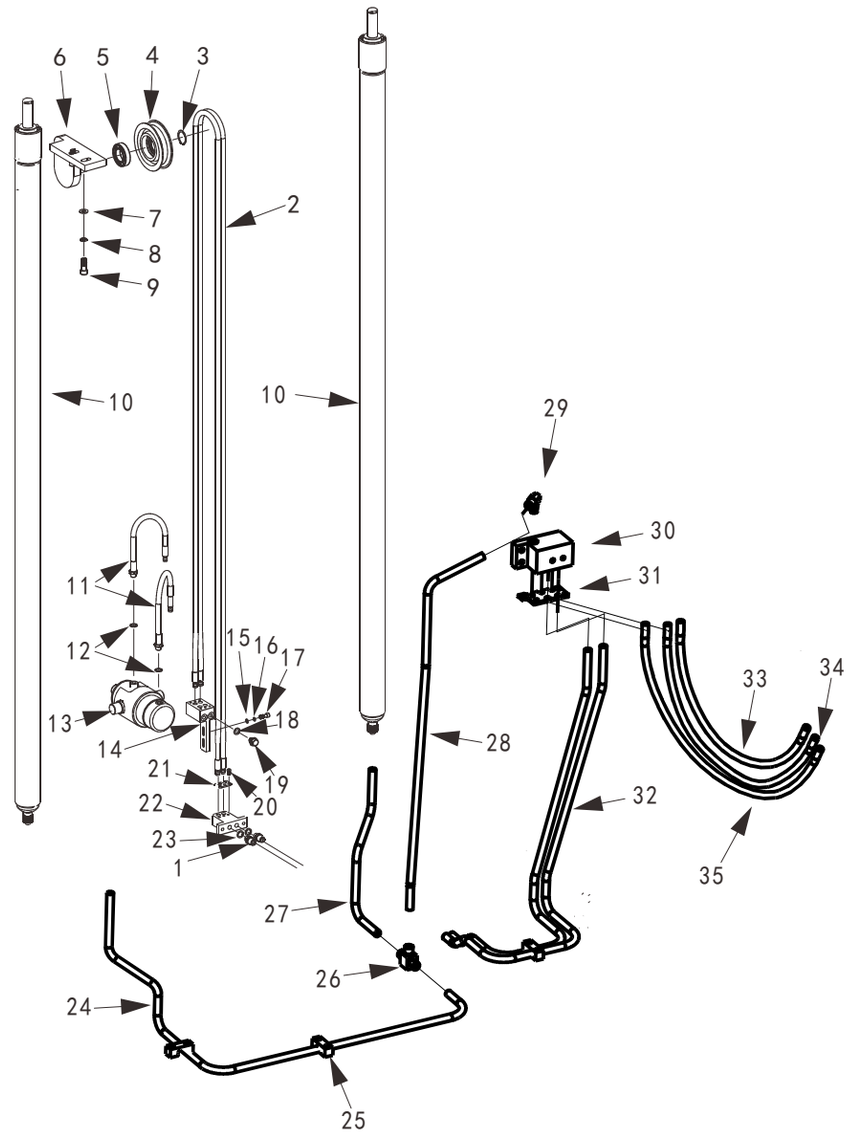

Купить штабелёр
kupit-shtabeler.ru +7 495 159-44-32 zakaz@kupit-shtabeler.ru
Справочная копия документа изготовителя. Масштаб исходных страниц сохранён.

图12/FIG.12 配电板总成/ELECTRIC PANEL ASSEMBLY

序号 Item No	图号 Part No	零部件名称 Description	件数 Q'ty	备注 Remark
01	8101100001	Electric appliance assembly 配电板总成	1	
02	1000441006	Screw 螺栓	4	
03	9300506001	Fuse 保险丝	1	
04	4000831001	Screw 螺栓	2	
05	1801106001	Contactor 接触器	1	
06	2001141001	Screw 螺栓	2	
07	8500402001	Install plate 安装板	1	
08	1800306001	Contactor 接触器	1	
09	7800400003	Controller 控制器	1	
10	1000407015	Fuse 保险丝	1	
11	1000407016	Fuse seat 保险丝固定座	1	
12	8101402001	Install plate 安装板	1	
13	2001141005	Screw 螺栓	4	
14	4000412001	Washer 垫圈	4	
15	7300400003	Circuit board 电路板	1	
16	9701102001	Seat 风扇安装座	1	
17	4900406001	Fan 风扇	1	
18	1000441005	Screw 螺栓	4	
19	4601102001	Radiator 散热架	1	
20	7800400002	1230 Controller 1230控制器	1	
21	8500406001	Controller 控制器	1	
22	8101402002	Install plate 安装板	1	

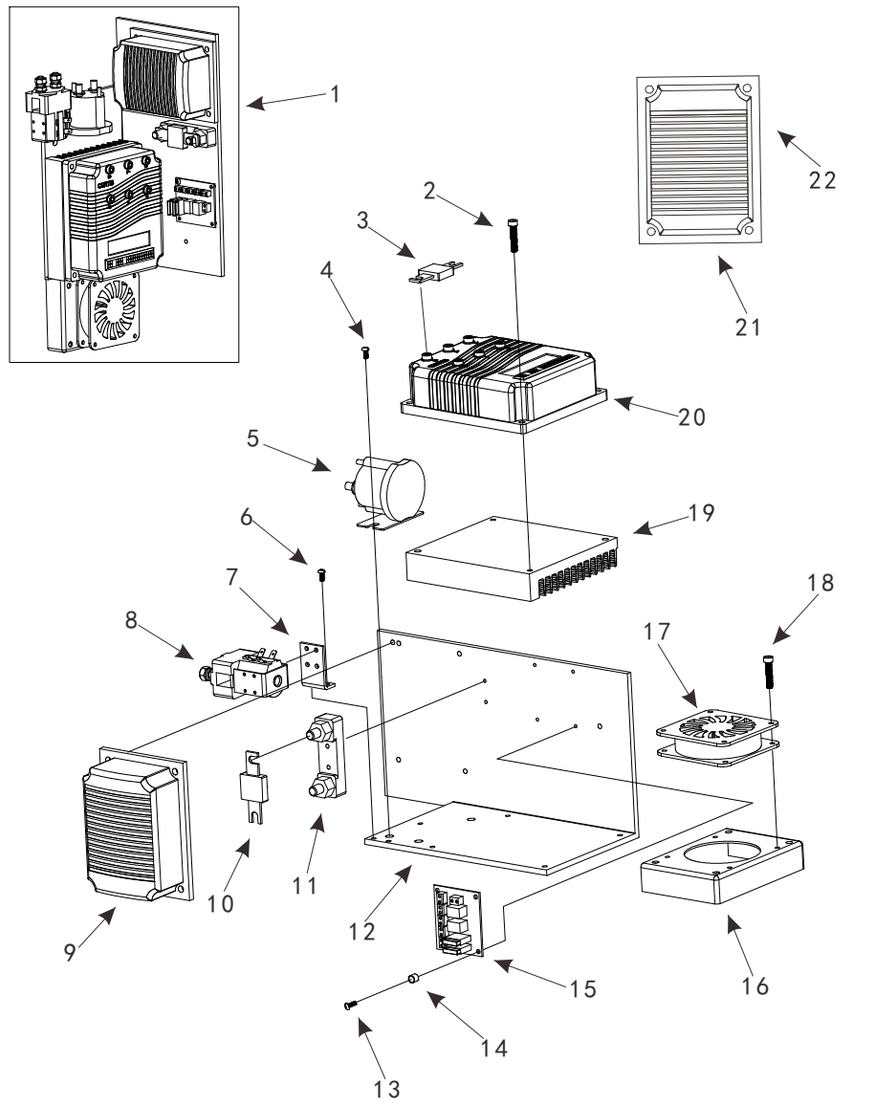

Купить штабелёр
kupit-shtabeler.ru +7 495 159-44-32 zakaz@kupit-shtabeler.ru
Справочная копия документа изготовителя. Масштаб исходных страниц сохранён.

图13/FIG.13 萨牌配电板总成/ZAPI ELECTRIC PANEL ASSEMBLY

序号 Item No	图号 Part No	零部件名称 Description	件数 Q'ty	备注 Remark
01	8100400001	ZAPI electric appliance assembly 萨牌配电板总成	1	
02	8100418001	Install plate 安装板	1	
03	1801106001	Contactor 接触器	1	
04	6000731001	Screw 螺钉	5	
05	9500411001	Radiator 散热架	1	
06	9500407001	ZAPI controller 萨牌控制器	1	
07	4600431001	Screw 螺钉	4	
08	1800306001	Contactor 接触器	1	
09	6000418004	Install plate 安装板	1	
10	07G0431001	Screw 螺钉	4	
11	2000507006	Horn 喇叭	1	
12	4000412001	Spacer bush 隔套	4	
13	4000400025	Circuit board 电路板	1	
14	1001141001	Screw 螺钉	6	
15	1000406006	Fuse 保险丝	2	
16	2000407010	Fuse 保险丝	1	
17	1000407016	Fuse seat 保险丝固定座	1	
18	0301031001	Screw 螺钉	4	
19	9700400001	Steering controller 转向控制器	1	

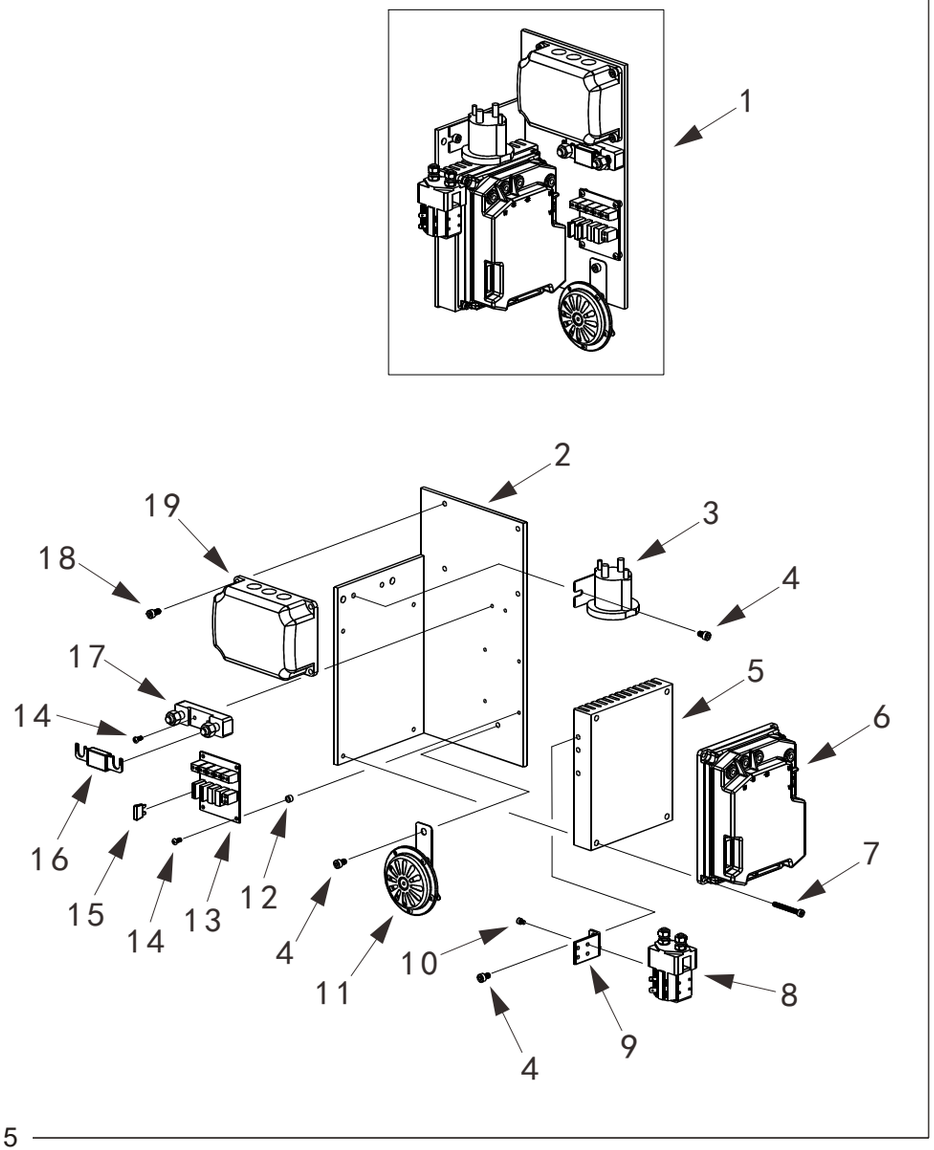

Купить штабелёр
kupit-shtabeler.ru +7 495 159-44-32 zakaz@kupit-shtabeler.ru
Справочная копия документа изготовителя. Масштаб исходных страниц сохранён.

图14/FIG.14 扶手总成/PROTECT ARM

序号 Item No	图号 Part No	零部件名称 Description	件数 Q'ty	备注 Remark
01	9300902006	Protect arm(right) 右扶手	1	
02	9300902007	Protect arm(left) 左扶手	1	
03	4600902004	Connect sheath(right) 右连接套	1	
04	4600902005	Connect sheath(left) 左连接套	1	
05	4600908008	Faceplate 手臂套	2	
06	4600912001	Washer 隔圈	2	
07	9300912001	Bearing ring 支撑环	2	
08	9300902008	Protect arm seat 底板总成	1	
09	8100902001	Connect board 支撑板	2	

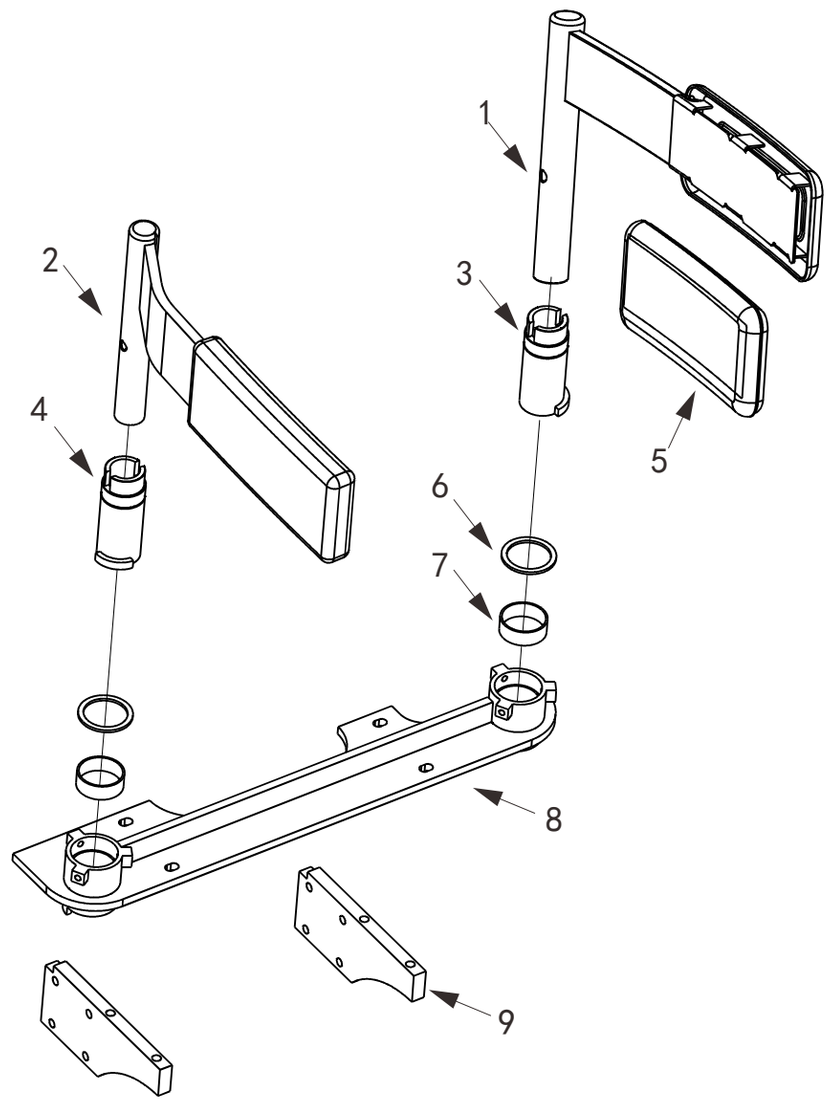

Купить штабелёр
kupit-shtabeler.ru +7 495 159-44-32 zakaz@kupit-shtabeler.ru
Справочная копия документа изготовителя. Масштаб исходных страниц сохранён.

图15/FIG.15 踏板总成/FOOTBOARD ASSEMBLY

序号 Item No	图号 Part No	零部件名称 Description	件数 Q'ty	备注 Remark
01	8100731001	Screw 螺钉	2	
02	8100702006	Cushion 缓冲垫	1	
03	8100702007	Spring 弹簧	1	
04	8100702008	Spring 弹簧	1	
05	8100702009	Core shaft 芯轴	1	
06	8100702010	Connecting plate 连接板	1	
07	8100713001	Shaft 轴	1	
08	8100702011	Axle sleeve 轴套	1	
09	8100702012	Torsion spring 扭簧	1	
10	8100702013	Pedal 脚踏板	1	
11	8100702014	Cover plate 盖板	1	
09	8100734002	Rubber pad 橡胶垫	1	

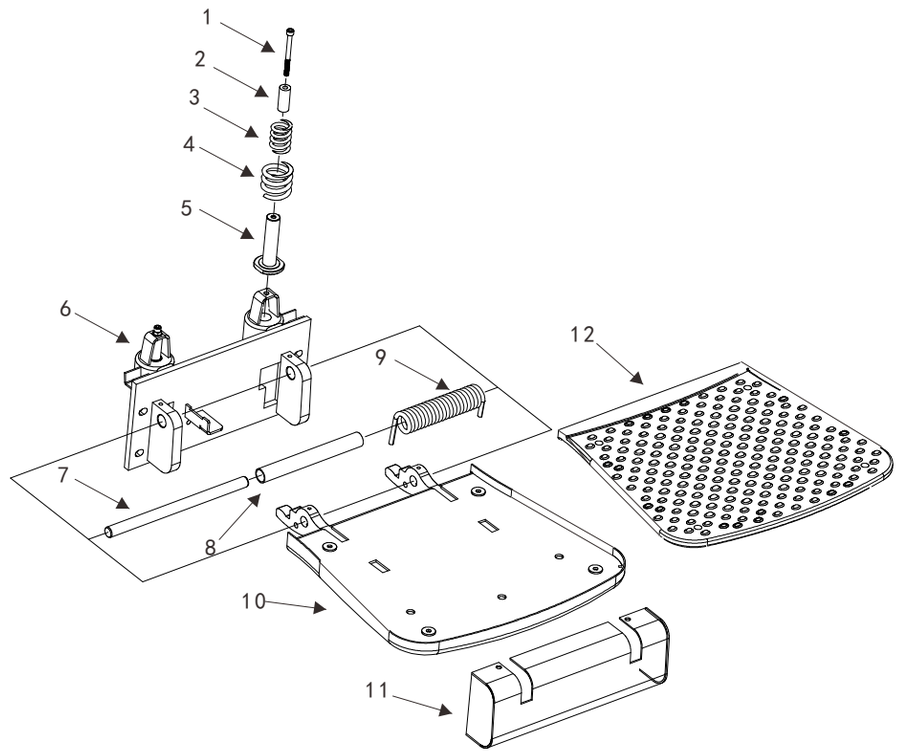

Купить штабелёр
kupit-shtabeler.ru +7 495 159-44-32 zakaz@kupit-shtabeler.ru
Справочная копия документа изготовителя. Масштаб исходных страниц сохранён.

图16/FIG.16 液压总成/HYDRAULIC SYSTEM

序号 Item No	图号 Part No	零部件名称 Description	件数 Q'ty	备注 Remark
01	8100603007	Cylinder 油缸	1	
02	8500603016	Joint 接头	2	
03	8100614023	Tubing 油管	2	

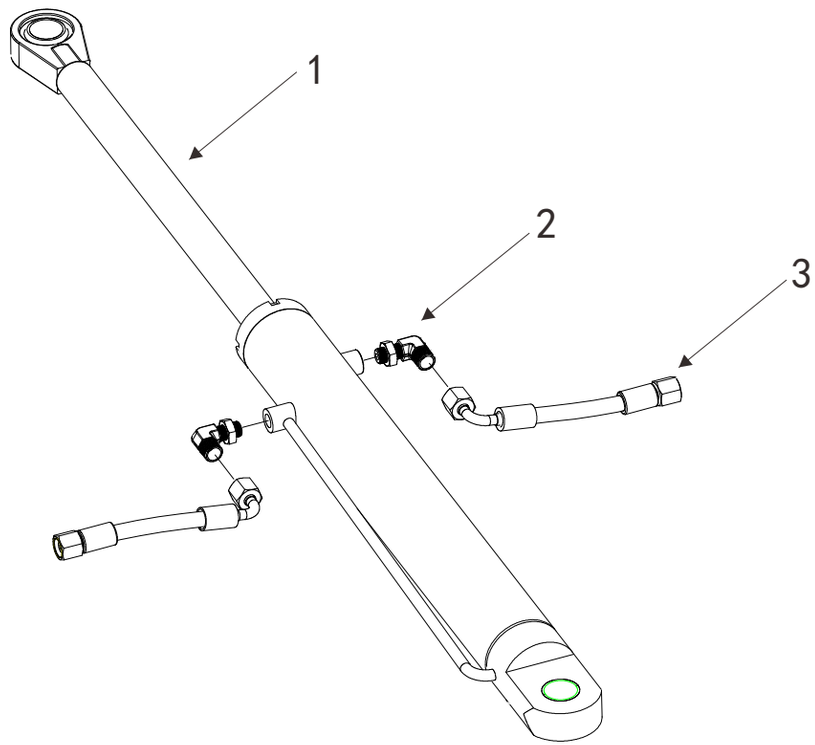

Купить штабелёр
kupit-shtabeler.ru +7 495 159-44-32 zakaz@kupit-shtabeler.ru
Справочная копия документа изготовителя. Масштаб исходных страниц сохранён.

图17/FIG.17 外门架总成/MAST ASSY-OUTER

序号 Item No	图号 Part No	零部件名称 Description	件数 Q'ty	备注 Remark
01	8100603008	Cylinder assembly 油缸总成	2	
02	2000825001	Bolt 螺栓	4	
03	8500603007	Joint 接头	2	
04	9300820001	Roller 滚轮	2	
05	8100603010	Joint 接头	1	
06	2000837001	Shim 垫片	4	
07	8100804001	Retaining ring 挡圈	4	
08	8100802008	Roller 滚轮	4	
09	8500813007	Shaft 轴	4	
10	8500835001	Seat 座	4	
11	8100802002	Screw 螺钉	4	
12	8500820001	Bearing 轴承	4	
13	8600832002	Roller 滚轮	4	
14	8100618001	Seat 座	2	
15	8100713002	Shaft 轴	2	
16	8100603011	Tubing 油管	1	
17	8100802009	Seat 座	1	
18	0300407002	Screw 光电开关	1	
19	8100802001	Fixed clamp 固定夹	2	
20	8100603012	Tubing 油管	1	
21	8100603013	Tubing 油管	1	
22	8100603014	Joint 接头	1	
23	8100602003	Install plate 分油板	1	
24	8100602004	Pressure plate 压板	1	
25	8100614009	Tubing 油管	1	
26	8100614010	Tubing 油管	1	
27	8100614011	Tubing 油管	1	
28	8100614015	Tubing 油管	1	
29	8100614016	Tubing 油管	1	
30	8100614017	Tubing 油管	1	

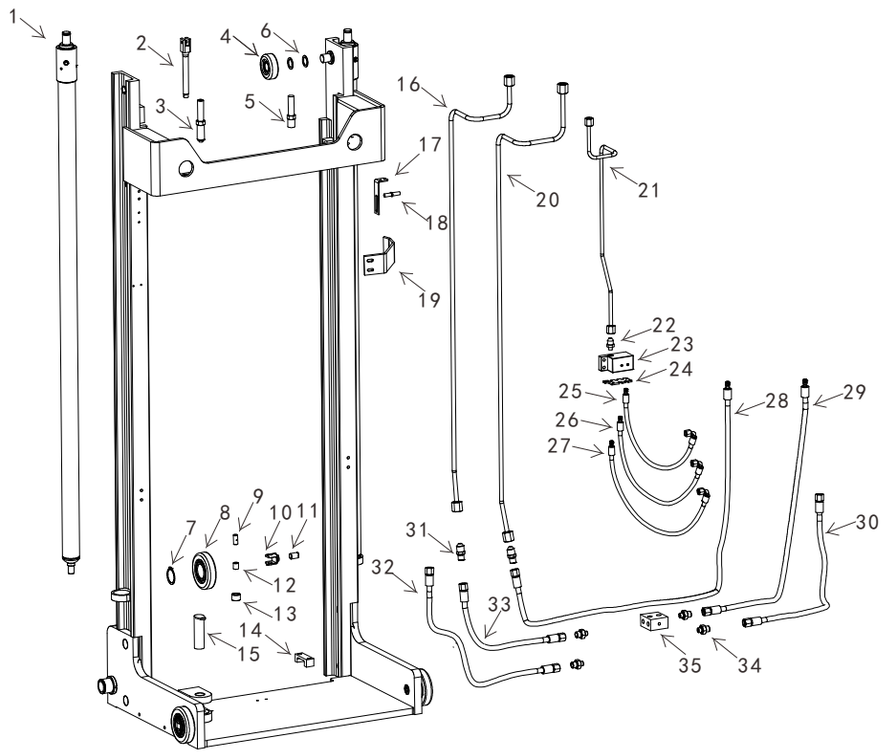

Купить штабелёр
kupit-shtabeler.ru +7 495 159-44-32 zakaz@kupit-shtabeler.ru
Справочная копия документа изготовителя. Масштаб исходных страниц сохранён.

图17/FIG.17 外门架总成/MAST ASSY-OUTER

序号 Item No	图号 Part No	零部件名称 Description	件数 Q'ty	备注 Remark
31	8100603018	Joint 接头	1	
32	8100603019	Tubing 油管	1	
33	8100603020	Tubing 油管	1	
34	9700603003	Joint 接头	4	
35	8100603021	Joint 接头	1	

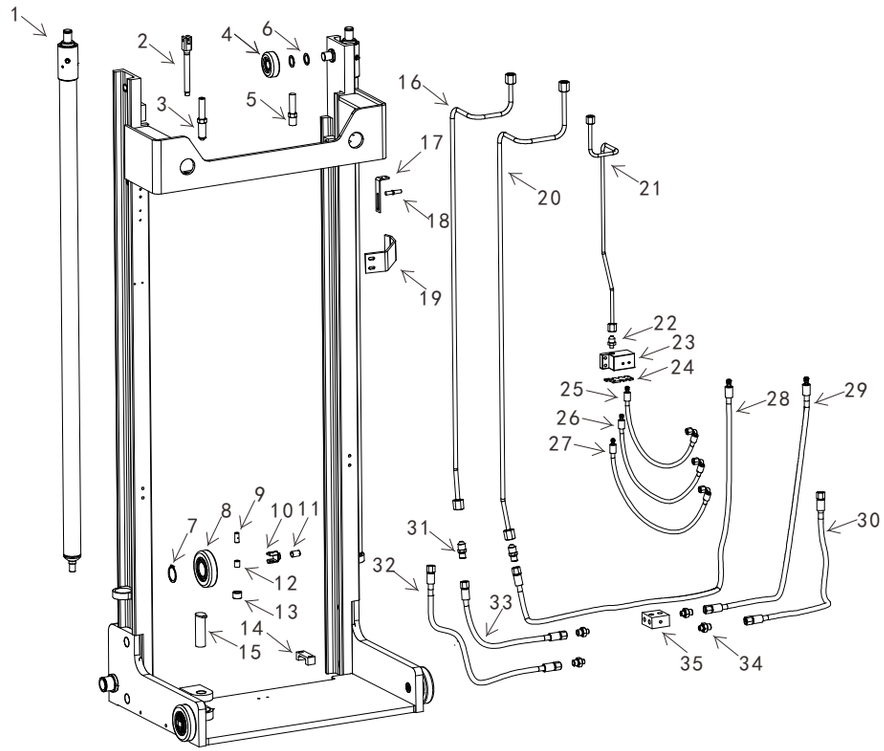

Купить штабелёр
kupit-shtabeler.ru +7 495 159-44-32 zakaz@kupit-shtabeler.ru
Справочная копия документа изготовителя. Масштаб исходных страниц сохранён.

图18/FIG.18 油缸总成/CYLINDER ASSEMBLY

序号 Item No	图号 Part No	零部件名称 Description	件数 Q'ty	备注 Remark
01	9300605001	Dust ring 防尘圈	1	
02	9300605002	Seal washer 密封圈	1	
03	9300605003	Supporting tach 支撑环	2	
04	0700602002	Rubber sleeve 导向套	1	



Купить штабелёр
kupit-shtabeler.ru +7 495 159-44-32 zakaz@kupit-shtabeler.ru
Справочная копия документа изготовителя. Масштаб исходных страниц сохранён.

图19/FIG.19 外门架总成/MAST ASSY-OUTER

序号 Item No	图号 Part No	零部件名称 Description	件数 Q'ty	备注 Remark
01	9300820001	Mast roller 滚轮	2	
02	2000837001	Washer 垫片	4	
03	8100800001	Mast frame(3.6m) 门架	1	
04	8100808001	Plexiglass(3.5m-4.0m) 有机玻璃	1	
	8100808002	Plexiglass(3.0m-3.5m) 有机玻璃	(1)	
	8100808003	Plexiglass(2.0m-2.9m) 有机玻璃	(1)	
05	8100802001	Fixed clamp 固定夹	2	
06	8500837001	Rubber pad 橡胶垫	6	
07	8500834002	Rubber pad 橡胶垫	6	
08	8100802002	Screw 螺钉	4	
09	8500835001	Roller seat 滚轮座	4	
10	8500813007	Roller 滚轮	4	
11	8100804001	Ring 挡圈	4	
12	8600832002	Sider roller 侧滚轮	4	
13	8500820001	Composite bearing 复合轴承	4	
14	8500813007	Shaft 轴	4	
15	8100802003	Seat 座	1	
16	0300407002	Switch 光电开关	1	

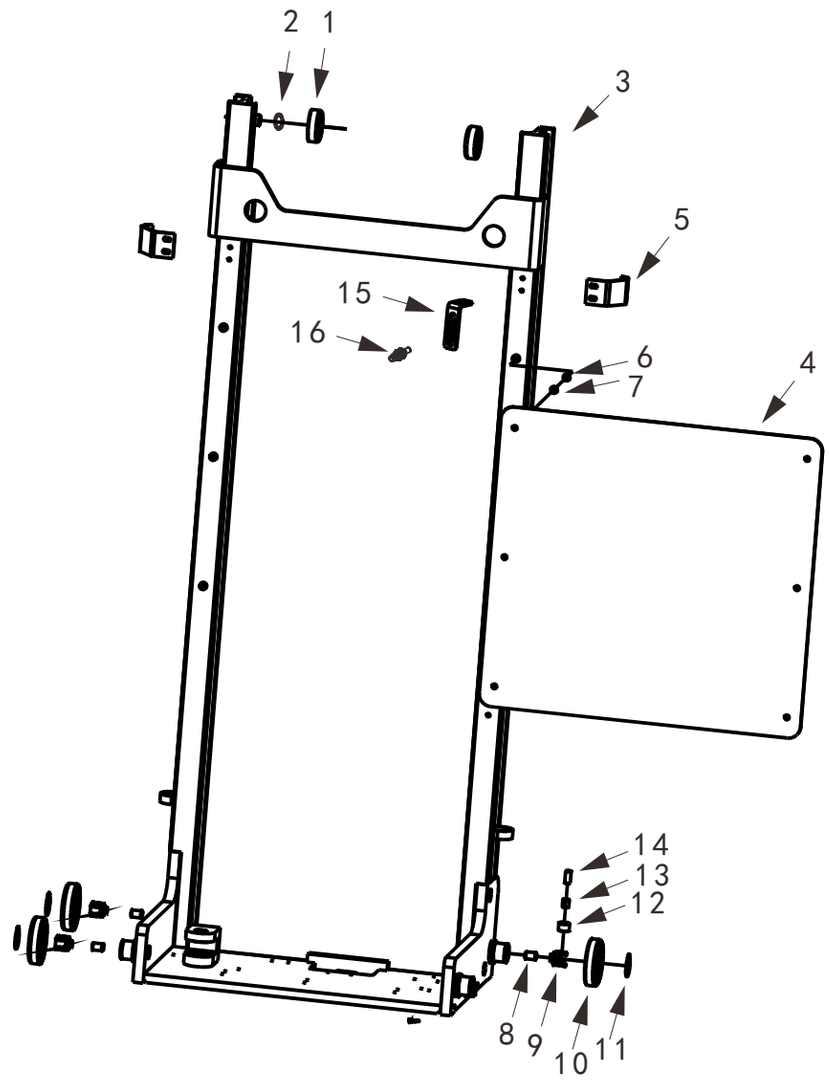

Купить штабелёр
kupit-shtabeler.ru +7 495 159-44-32 zakaz@kupit-shtabeler.ru
Справочная копия документа изготовителя. Масштаб исходных страниц сохранён.

图20/FIG.20 中门架总成/MAST ASSY-MIDDLE

序号 Item No	图号 Part No	零部件名称 Description	件数 Q'ty	备注 Remark
01	8100802010	Roller 滚轮	2	
02	8100804002	Bearing 轴承	4	
03	8100802011	Chain wheel 滚轮	2	
04	8100802012	Chain wheel 滚轮	1	
05	2000804001	Lifting chain 链条	2	
06	8100603022	Tubing 油管	3	
07	9300820001	Roller 滚轮	4	
08	2000837001	Shim 垫片	8	
09	8100702015	Block 块	2	
10	8100802013	Bearing 轴承	2	

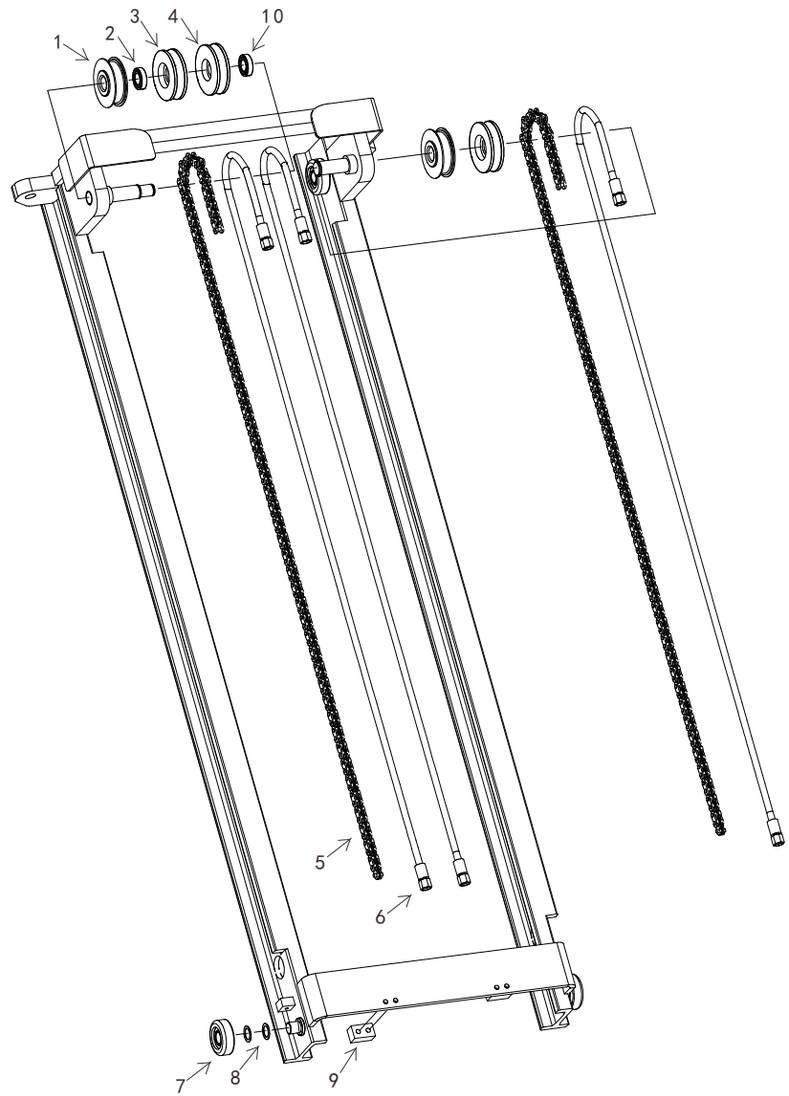

图21/FIG.21 内门架组件/MAST ASSY-INNER

序号 Item No	图号 Part No	零部件名称 Description	件数 Q'ty	备注 Remark
01	2000825001	Bolt 螺栓	2	
02	8100603023	Joint 接头	3	
03	8100702016	Seat 座	1	
04	9300820001	Roller 滚轮	2	
05	2000837001	Shim 垫片	4	
06	2000804001	Lifting chain 链条	2	
07	2000813001	Roller 滚轮	4	
08	8100603009	Bolt 螺栓	2	
09	8100603010	Joint 接头	3	
10	8100603024	Tubing 油管	2	
11	8100802013	Bearing 轴承	4	
12	8100802011	Chain wheel 滚轮	2	
13	8100802010	Roller 滚轮	2	
14	8100803001	Seat 座	1	
15	8100602008	Bolt 螺栓	1	
16	8100603025	Cylinder assembly 油缸总成	3	
17	8100702017	Seat 座	1	
18	8100603017	Tubing 油管	1	
19	8100603026	Tubing 油管	1	

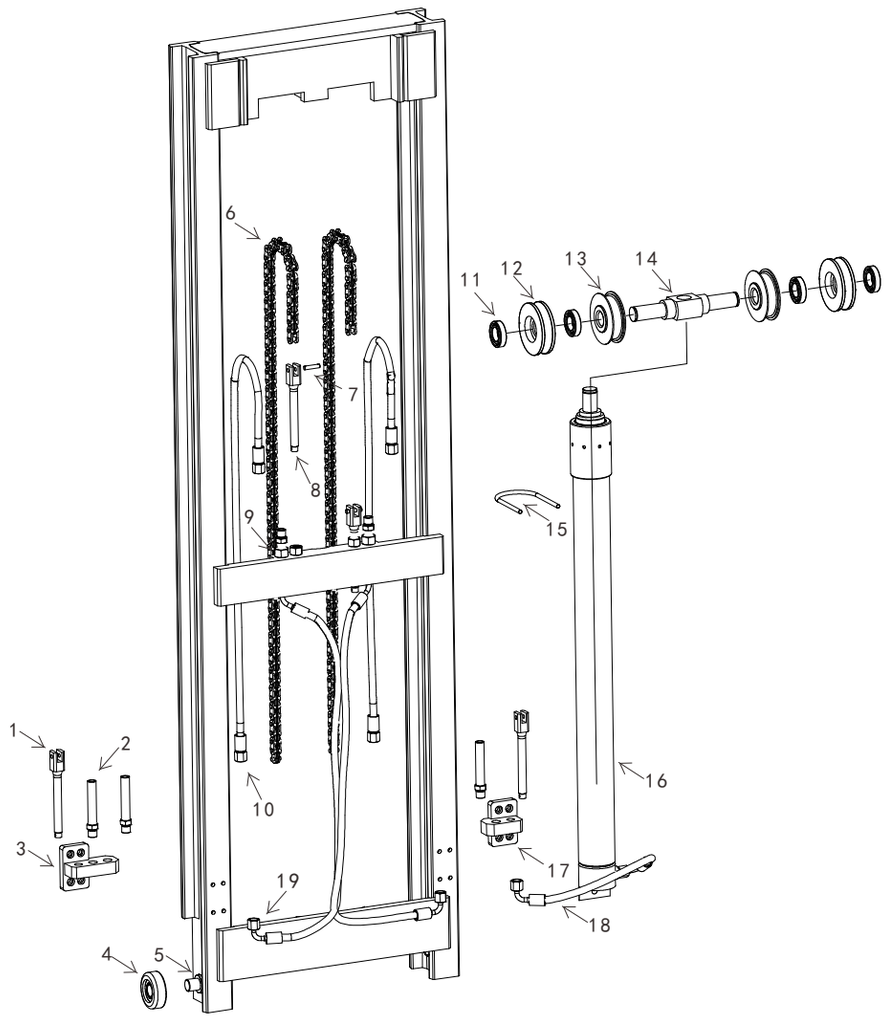

Купить штабелёр
kupit-shtabeler.ru +7 495 159-44-32 zakaz@kupit-shtabeler.ru
Справочная копия документа изготовителя. Масштаб исходных страниц сохранён.

图22/FIG.22 液压总成/HYDRAULIC SYSTEM

序号 Item No	图号 Part No	零部件名称 Description	件数 Q'ty	备注 Remark
01	8100603028	Tubing 油管	1	
02	8100603029	Tubing 油管	1	
03	8100603030	Tubing 油管	1	
04	8100603031	Tubing 油管	1	
05	8100603032	Cylinder assembly 油缸总成	1	
06	8100603033	Joint 接头	2	
07	8100603034	Joint 接头	6	
08	8100603035	Tubing 油管	1	
09	8100603036	Tubing 油管	1	
10	8100603037	Cylinder assembly 油缸总成	1	
11	8100603038	Joint 接头	4	

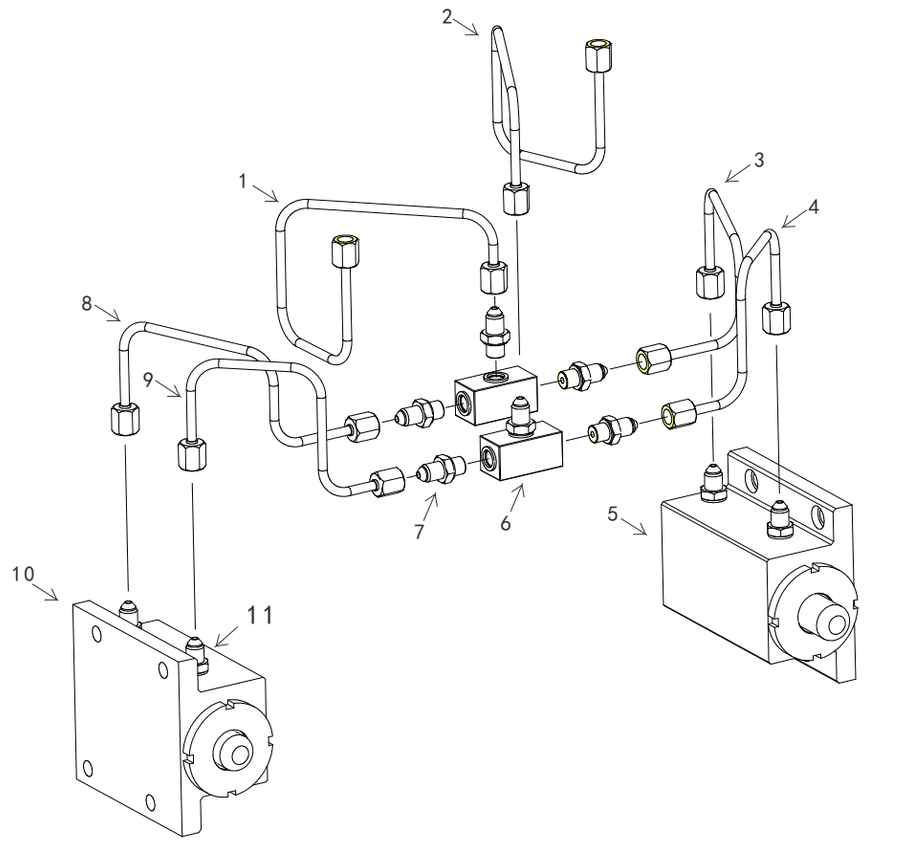

图23/FIG.23 活动货叉总成/FORK & CARRIAGE & BACKREST

序号 Item No	图号 Part No	零部件名称 Description	件数 Q'ty	备注 Remark
01	8100802005	Backrest 挡货架	1	
02	2000931004	Screw 螺钉	2	
03	2000742001	Screw 螺钉	2	
04	8100603027	Joint 接头	1	
05	8100713003	Shaft 轴	2	
06	8700827001	Snap ring 弹性挡圈	4	
07	2000820001	Roller 滚轮	4	
08	8700820001	Axletree 复合轴承	4	
09	8100702018	Carriage 货叉架	1	
10	8100702019	Carriage 货叉架	1	
11	8700820001	Axletree 复合轴承	2	
12	2001302002	Fork 货叉	2	
13	2001302002	Seat 座	2	
14	2000825002	Shaft 轴	2	

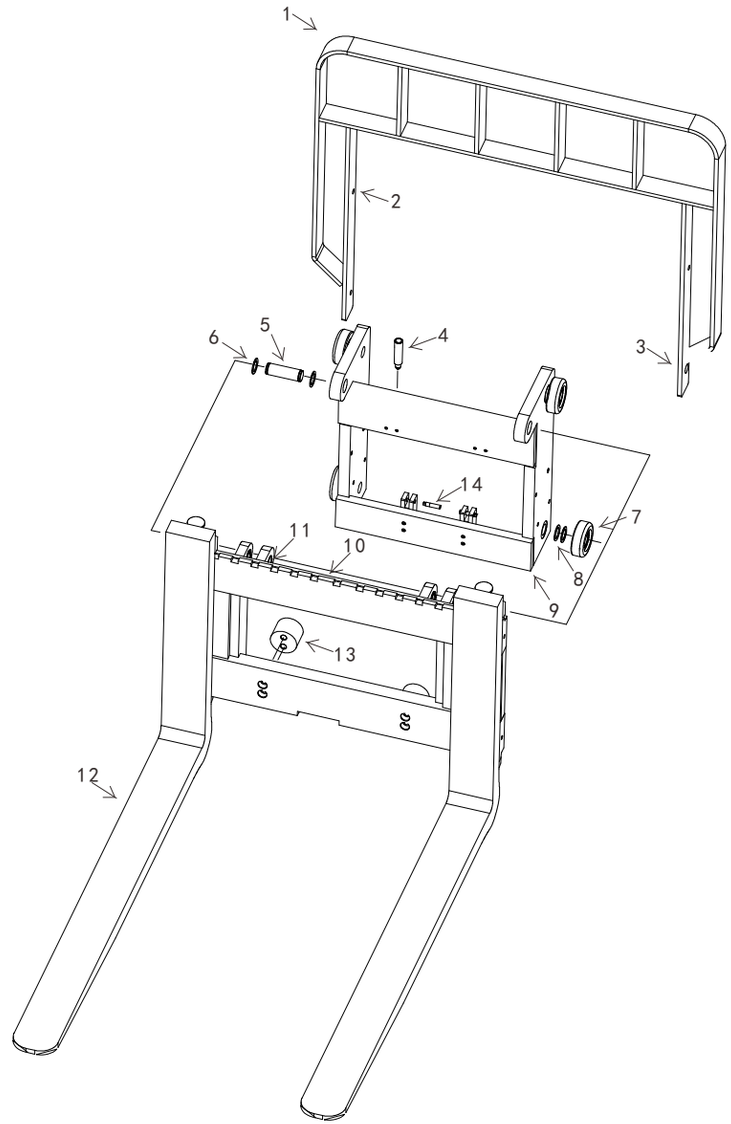

kupit-shtabeler.ru

图24/FIG.24 内门架总成/MAST ASSY-INNER

序号 Item No	图号 Part No	零部件名称 Description	件数 Q'ty	备注 Remark
01	2000827001	Snap ring 挡圈	4	
02	2000804001	Lifting chain 链条	2	
03	9300801001	Chain wheel 滚轮	2	
04	2000812001	Chain wheel shaft 链条滚轮轴	2	
05	2000825001	Bolt 链条螺栓	2	
06	2000804002	Split pin 开口销	6	
07	2000813001	Connecting pin 链条连接销	2	
08	2000804003	Split pin 开口销	2	
09	2000839001	Nut 螺母	6	
10	2000825002	Connecting screw 链条螺钉	2	
11	2000809002	Holding nip 保持夹	2	
12	2000834003	Bumper block 缓冲块	2	
13	2000831001	Screw 螺钉	2	
14	2000820001	Mast roller 滚轮	2	
15	2000837001	Washer 垫片	12	
16	2000834004	Limitation block 限位块	2	
17	2000837003	Washer 平垫	2	
18	2001037001	Circlip 弹簧垫	2	
19	2000931005	Screw 螺钉	2	
20	2000835005	Induction block 限高块	1	
21	2000442001	Screw 螺钉	2	
22	8100800001	Mast frame(3.6m) 门架	1	
23	2000827001	Snap ring 挡圈	1	
24	2000835005	Bearing 轴承	2	
25	8100802004	Pulley 滑轮	1	
26	5500618001	Bracket 滑轮座	1	

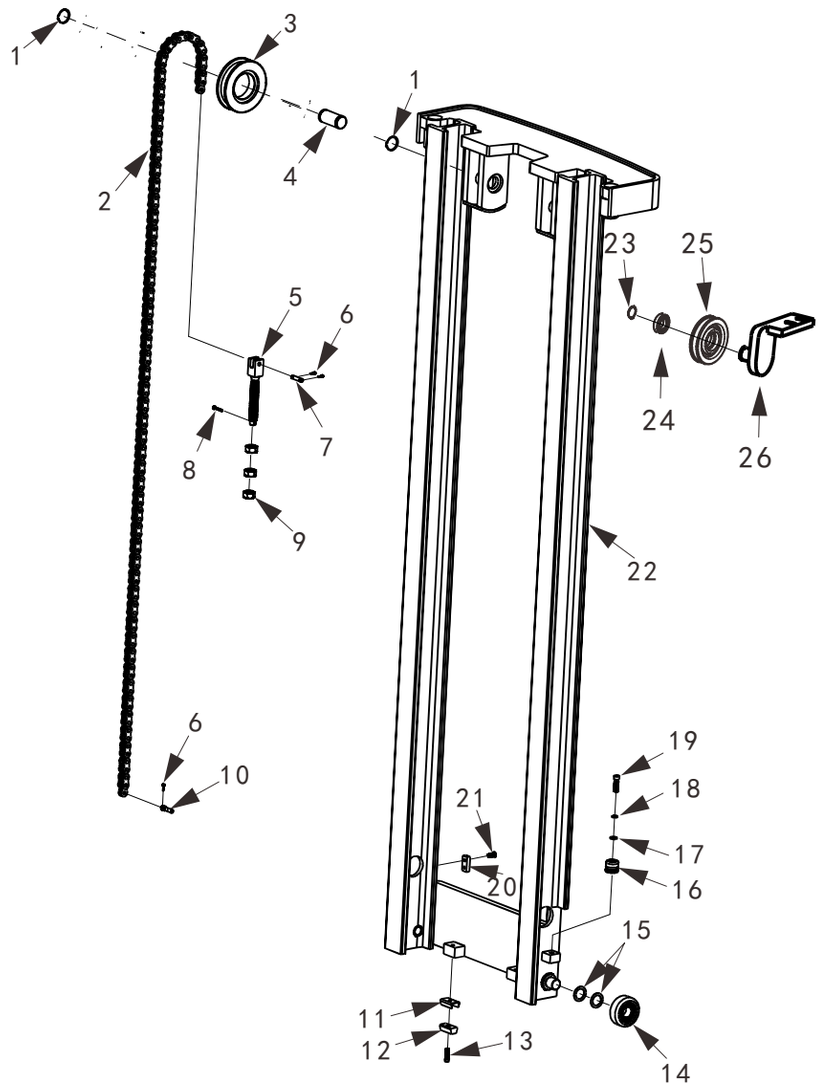

27

图25/FIG.25 活动货叉总成/FORK & CARRIAGE & BACKREST

序号 Item No	图号 Part No	零部件名称 Description	件数 Q'ty	备注 Remark
01	8100802005	Backrest 挡货架	1	
02	2000931004	Screw 螺钉	2	
03	2000820001	Roller 滚轮	4	
04	8100802006	Carriage 货叉架	1	
05	2001302002	Fork 货叉	2	
06	2000837001	Washer 垫片	2	
07	8100802007	Carriage 货叉架	1	
08	8700820001	Axletree 复合轴承	4	
09	8700827001	Snap ring 弹性挡圈	4	
10	8700813002	Shaft 轴	2	
11	2000742001	Screw 螺钉	2	

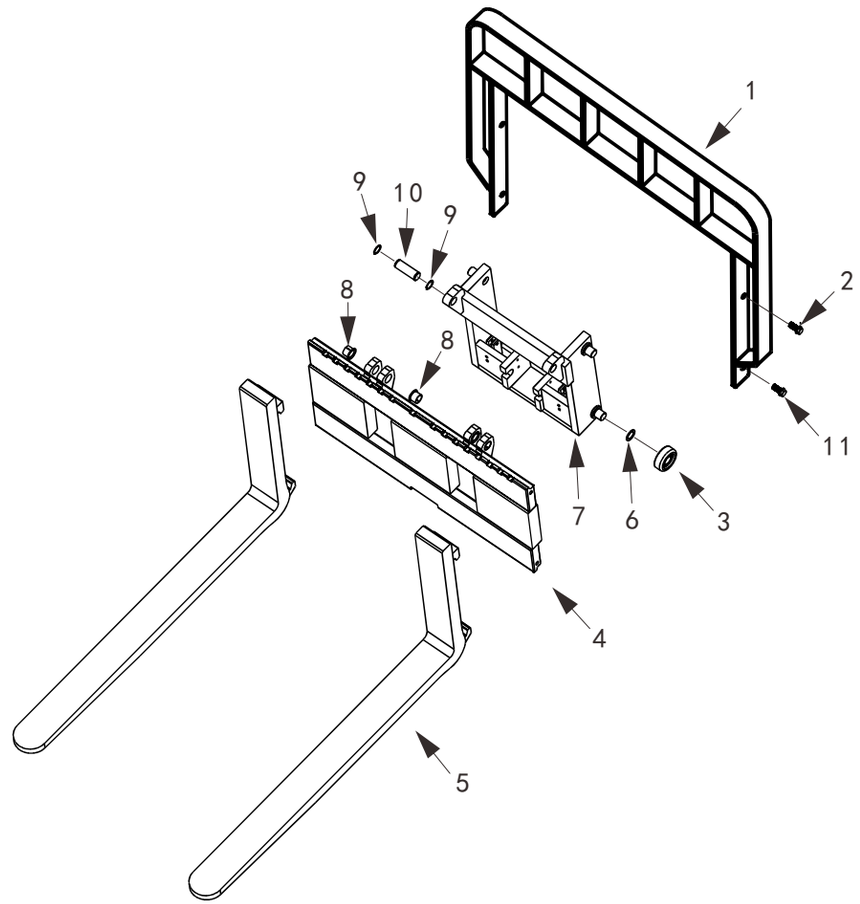

28

Купить штабелёр
kupit-shtabeler.ru +7 495 159-44-32 zakaz@kupit-shtabeler.ru
Справочная копия документа изготовителя. Масштаб исходных страниц сохранён.

图26/FIG.26 电池组件/BATTERY ASSEMBLY

序号 Item No	图号 Part No	零部件名称 Description	件数 Q'ty	备注 Remark
01	2001100021	Charger (220V Europe criterion) 欧标充电器	1	
	2001100022	Charger (220V USA criterion) 美标充电器		
	2001100023	Charger (220V Australia criterion) 澳标充电器		
	2001100024	Charger (220V Eng criterion) 英标充电器		
	2001100026	Charger (110V USA criterion) 美标充电器		
	2001100027	Charger (110V Australia criterion) 澳标充电器		
	2001100028	Charger (110V Eng criterion) 英标充电器		
	2001100029	Charger (110V Europe criterion) 欧标充电器		
02	9302400001	Flying rings 充电线	1	
03	8101106001	Battery(280Ah) 电瓶	1	
04	2000830001	Screw 防松螺栓	2	
05	1000131001	Screw 螺栓	2	
06	2000937002	Washer 平垫圈	2	
	2000937003	Washer 弹簧垫圈	2	
07	2000537001	Nut 螺母	2	
08	4601108001	Cover 电线座盖	1	

