kupit-shtabeler.ru

本零件目录汇集了1.5t电动托盘搬运车的零部件

查询方法

步骤一：在检索目录中找到系统或总成该图所在页次并翻至所标页次，找到该图；

步骤二：在其图中找出所需零部件，以及它所标注的序号；

步骤三：根据这个序号，在其后附表中可以查到系统或零件的详细信息。

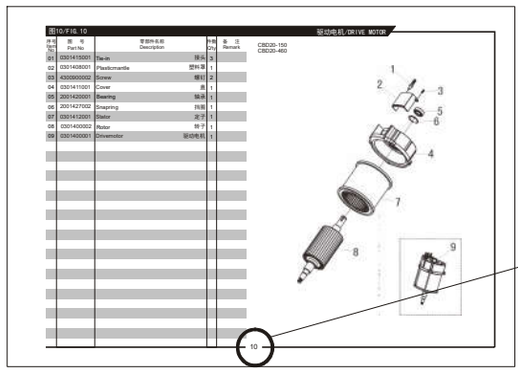

订购零部件时，务请写清叉车的型号、出厂编号、所需零部件的图号及订购数量

在维修时，请使用正规渠道提供的本公司零部件，以确保叉车质量

恕不能将本产品可能进行的零部件改进在本图册中同时修改，您可以从本公司的销售和配件公司获得最新资料

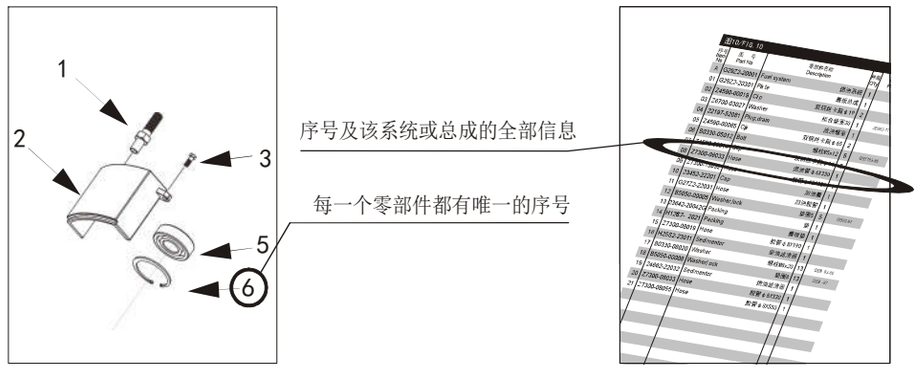

叉车型号说明

C B D 15-170G

产品配置号	
1.5吨	
电动	
托盘搬运车	

具体车型

CBD15-170G

kupit-shtabeler.ru

THIS PARTS CATALOGUE COVERS PARTS IN THE MOST OF 1.5 TON ELECTRIC PALLET TRUCKS

Indexing Way

Step1:Finding out the page for the system or assembly required from the indexing contents and turn to the required page, finding out the concerned drawing;

Step2:From the detail drawing,find out the parts and their item numbers.

Step3:According to these item numbers, find out details of these parts of the system or assembly from attached table.

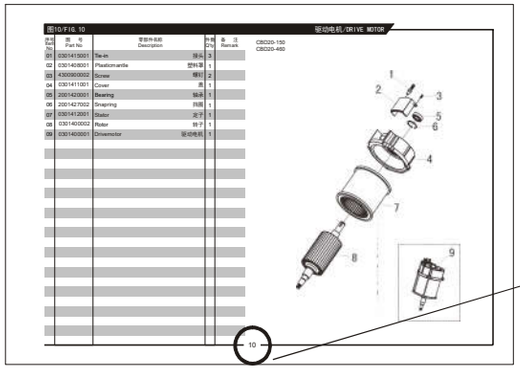

When ordering the parts or components,please indicate the model and series number of the your forklift truck,the drawing number of parts or components you require and their quantity.

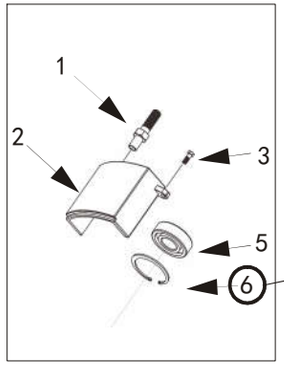

According to these item numbers, find out details of hese parts or the system from attached table.

Every part or componet in the drawing is expressed with only item number

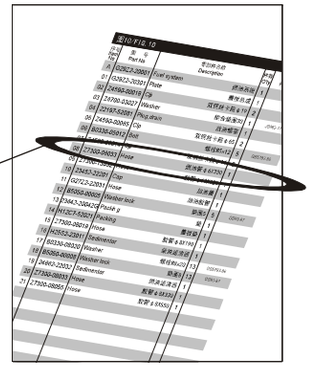

When you replace parts or components,please apply the real goods made by our company to ensure the truck's guality.

We reserve modification right without notice
Designations in the CATALOGUE

C B D 15-170G

C	Configuration Number
B	1.5 ton capacity
D	Electric
15-170G	pallet trucks

The following trucks

CBD15-170G

kupit-shtabeler.ru

目录/INDEX

图1 转向操纵系统 1 Fig.1 Steering control system
图2 手柄总成 2 Fig.2 Handle assembly
图3 控制盒总成 3 Fig.3 Switch box assembly
图4 行走开关总成 4 Fig.4 Stepped switch assembly
图5 驱动系统 5 Fig.5 Driving system
图6 变速箱总成 6 Fig.6 Gear box assembly
图7 变速箱总成 7 Fig.7 Gear box assembly
图8 液压系统 8 Fig.8 Hydraulic system
图9 油缸总成 9 Fig.9 Cylinder assembly
图10 机架总成 10 Fig.10 Frame
图11 双轮总成 11 Fig.11 Double wheel assembly
图12 单轮总成 12 Fig.12 Single wheel assembly
图13 配电板总成 13 Fig.13 Electric panel assembly
图14 托架总成 14 Fig.14 Bracket assembly
图15 电池组件 15 Fig.15 Battery assembly

kupit-shtabeler.ru



kupit-shtabeler.ru

图1/FIG.1 转向操纵系统/STEERING CONTROL SYSTEM

序号 Item No	图号 Part No	零部件名称 Description	件数 Q'ty	备注 Remark
01	1700500002	Handle assembly 手柄总成	1	
02	1700535001	Plate 压板	1	
03	1700513003	Pin shaft 轴	1	
04	1700531002	Screw 螺钉	1	
05	1700502001	Handle socket 手把座	1	
06	1700402001	Pin shaft 固定座	1	
07	2000504001	Steel ball 钢球	1	
08	2000507004	Inching switch 微动开关	1	

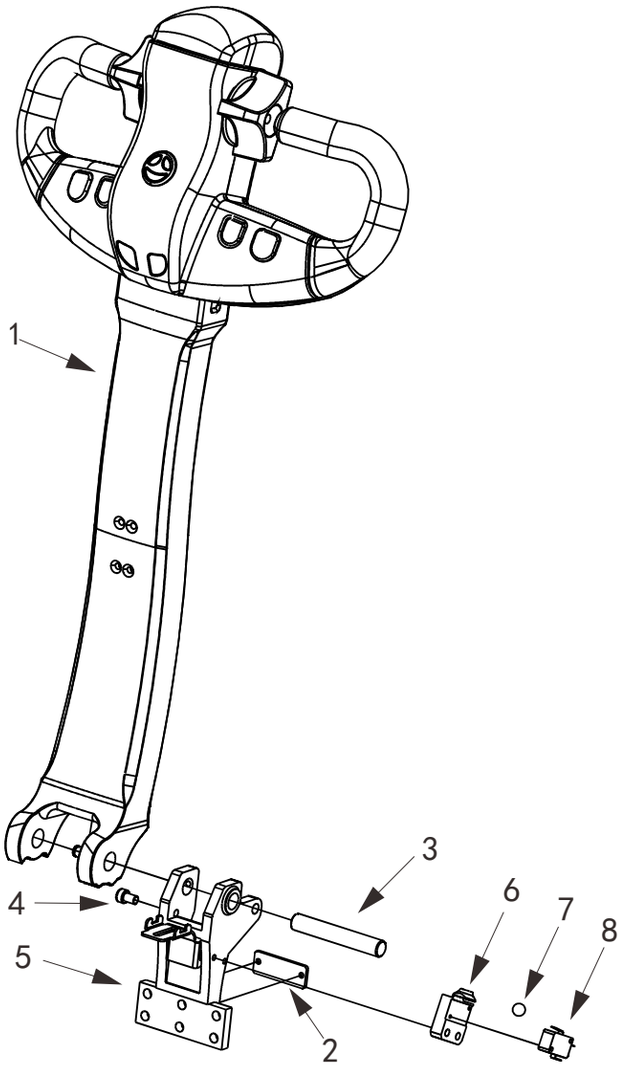

1

kupit-shtabeler.ru

图2/FIG.2 手柄总成/HANDLE ASSEMBLY

序号 Item No	图号 Part No	零部件名称 Description	件数 Q'ty	备注 Remark
01	5300500002	Switch box assembly 控制盒总成	1	
02	2000442001	Screw 螺钉	4	
03	1700502002	Handle tube 铝手柄	1	
04	0600534001	Pneumatic spring seat 气弹簧座	1	
05	0700525001	Joint 接头	1	
06	6000419001	Pneumatic spring complete 气弹簧	1	
07	2000527002	Snap ring 挡圈	1	
08	2000520003	Joint 接头	1	
09	1700513002	Shaft 安装轴	1	
10	1000527001	Snap ring 挡圈	1	
11	1700502003	Covering plate 手柄盖	1	
12	2000542001	Screw 螺钉	8	

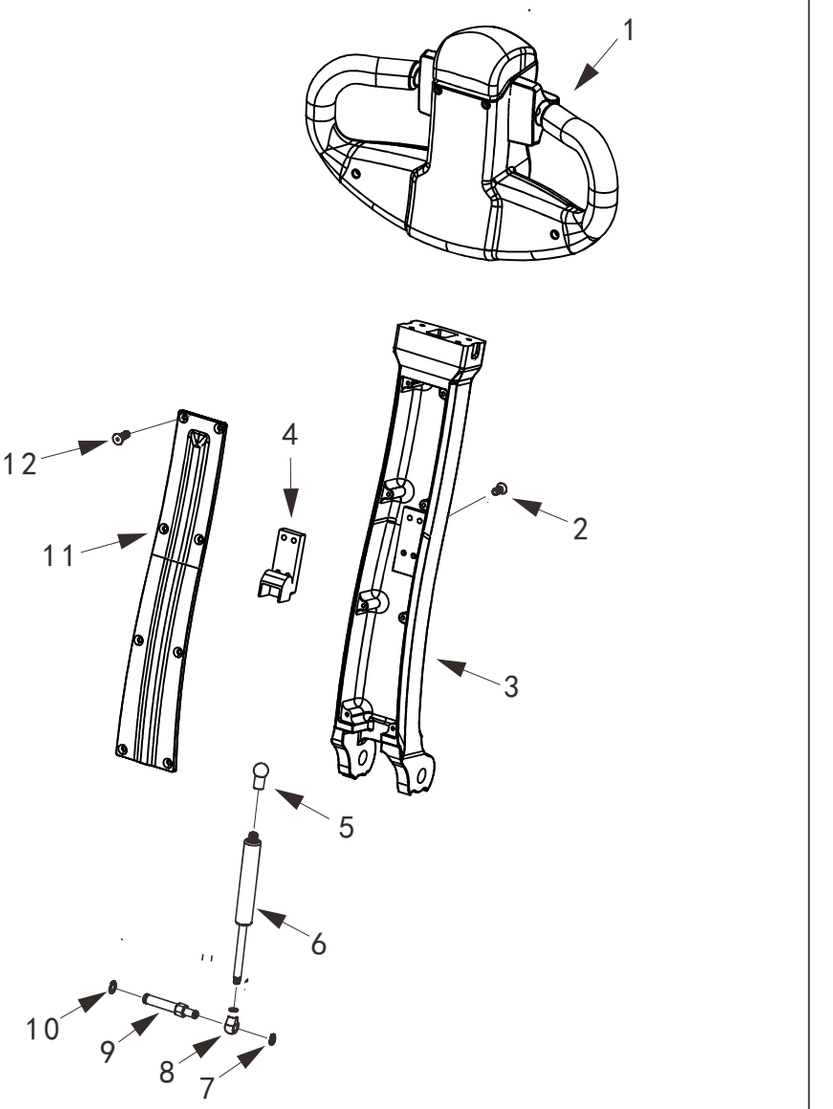

2

kupit-shtabeler.ru

图3/FIG.3 控制盒总成/SWITCH BOX ASSEMBLY

序号 Item No	图号 Part No	零部件名称 Description	件数 Q'ty	备注 Remark
01	5300500002	Switch box assembly 控制盒总成	1	
02	5300518003	Emergency reverser button cover 紧急换向按钮盖	1	
03	2000519004	Spring 弹簧	1	
04	5300500001	Cover assembly 手柄盖总成	1	
05	4300500004	Stepped switch assembly 行走开关总成	1	
06	2000507002	Emergency reverser button 紧急换向按钮	1	
07	5300517002	Handle 手柄	1	
08	6000131001	Screw 螺钉	4	
09	1001437003	Washer 垫圈	4	
10	1200518001	Supporting plate 支撑板	1	
11	3201431001	Screw 螺钉	2	
12	6000131006	Screw 螺钉	2	
13	9300517001	Seat 微动开关座	2	

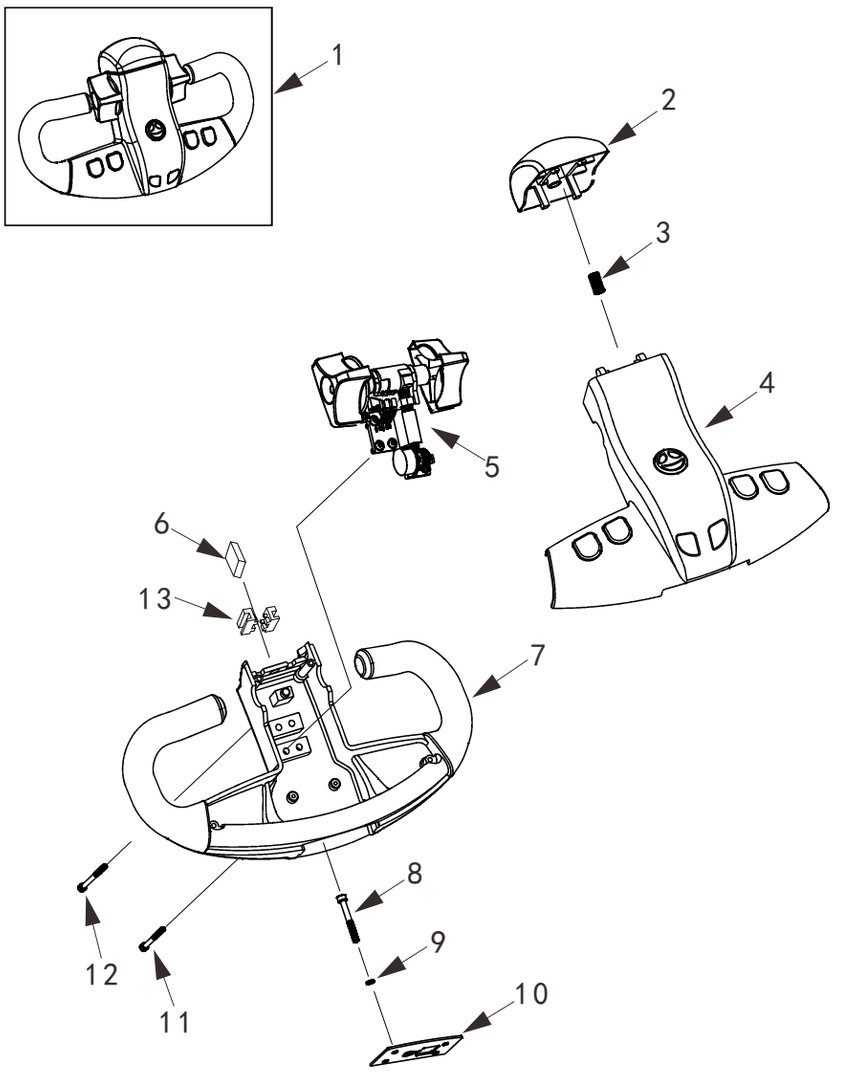

kupit-shtabeler.ru

图4/FIG.4 行走开关总成/STEPPED SWITCH ASSEMBLY

序号 Item No	图号 Part No	零部件名称 Description	件数 Q'ty	备注 Remark
01	4300500004	Stepped switch assembly 行走开关总成	1	
02	2000538005	Screw 螺钉	2	
03	2000507003	Inching switch 微动开关	2	
04	2000535001	Isolate block 绝缘块	2	
05	2001141005	Screw 螺钉	4	
06	4300518003	Fastening bracket 固定支架	1	
07	1000504001	Washer 垫圈	4	
08	2000539002	Nut 螺母	2	
09	4300501005	Cam 凸轮	1	
10	4300513001	Cam Shaft 凸轮安装轴	1	
11	1002343003	Rack 齿条	1	
12	2000519004	Spring 弹簧	1	
13	4300900002	Screw 螺钉	2	
14	2001437005	Spring washer 垫圈	2	
15	4300540001	Right control knob 右控制手柄	1	
16	4300512001	Shaft sleeve 轴套	2	
17	4300535001	Fastening bracket 固定支架	1	
18	2000541004	Screw 螺钉	4	
19	4300540002	Left control knob 左控制手柄	1	
20	4300518004	Baffle 挡板	1	
21	2000521001	Gear 齿轮	1	
22	4700418001	Fastening bracket 固定支架	1	
23	1700507001	Potentiometer 电位器	1	

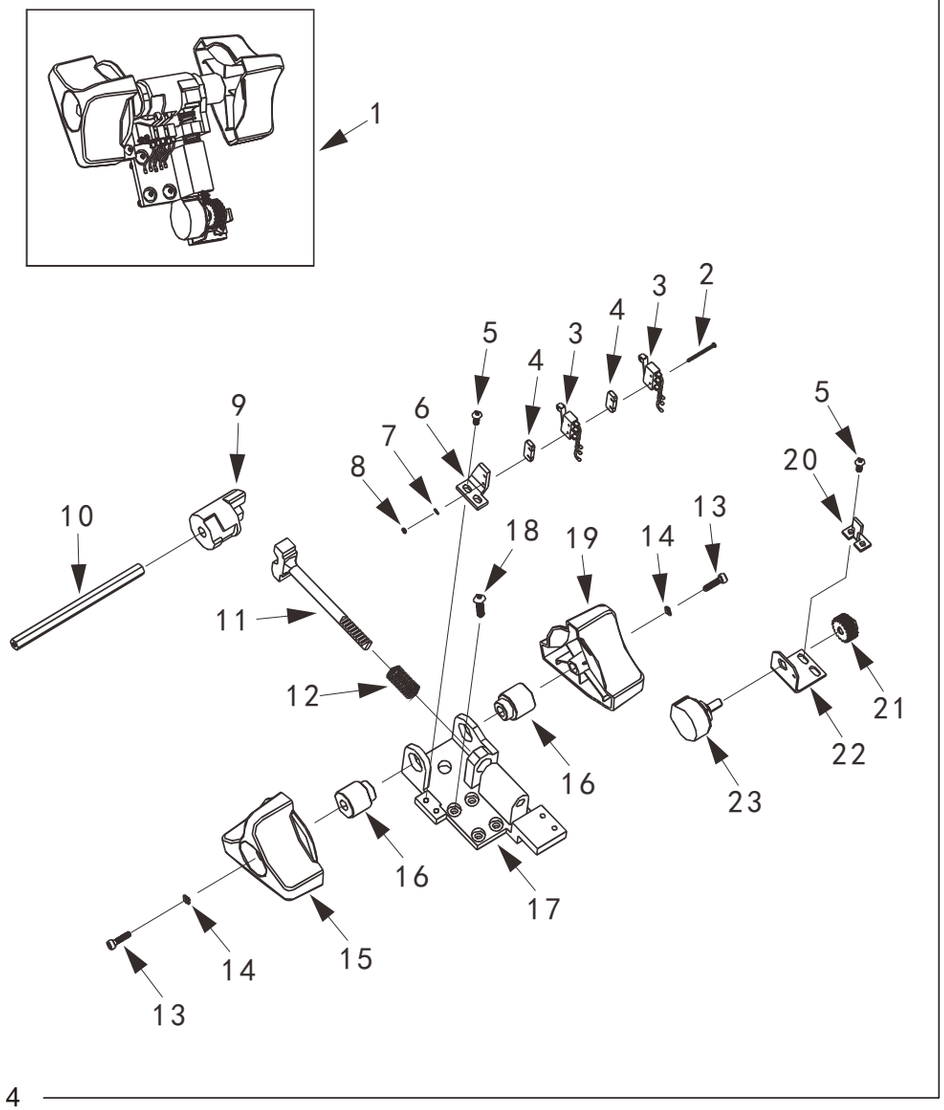

4

kupit-shtabeler.ru

图5/FIG.5 驱动系统/DRIVING SYSTEM

序号 Item No	图 号 Part No	零部件名称 Description	件数 Q'ty	备 注 Remark
01	1700234001	Protective cover 防护盖	1	
02	1700230001	Screw 螺钉	1	
03	1700302003	Opening gasket 开口垫	1	
04	1700220001	Bearing 轴承	1	
05	1700220002	Bearing 轴承	1	
06	1700234002	Dust cover 防尘盖	1	
07	1700104001	Flat key 平键	1	
08	1700304001	O-ring 0型圈	1	
09	1700302004	Spline 花键	1	
10	1700300001	Brake assembly 刹车总成	1	
11	1700407001	Ear 接耳座	1	
12	1700304002	Elastic pin 弹性销	1	
13	1701402001	Fan 风扇	1	
14	1701402002	Fan cover 风扇盖	1	

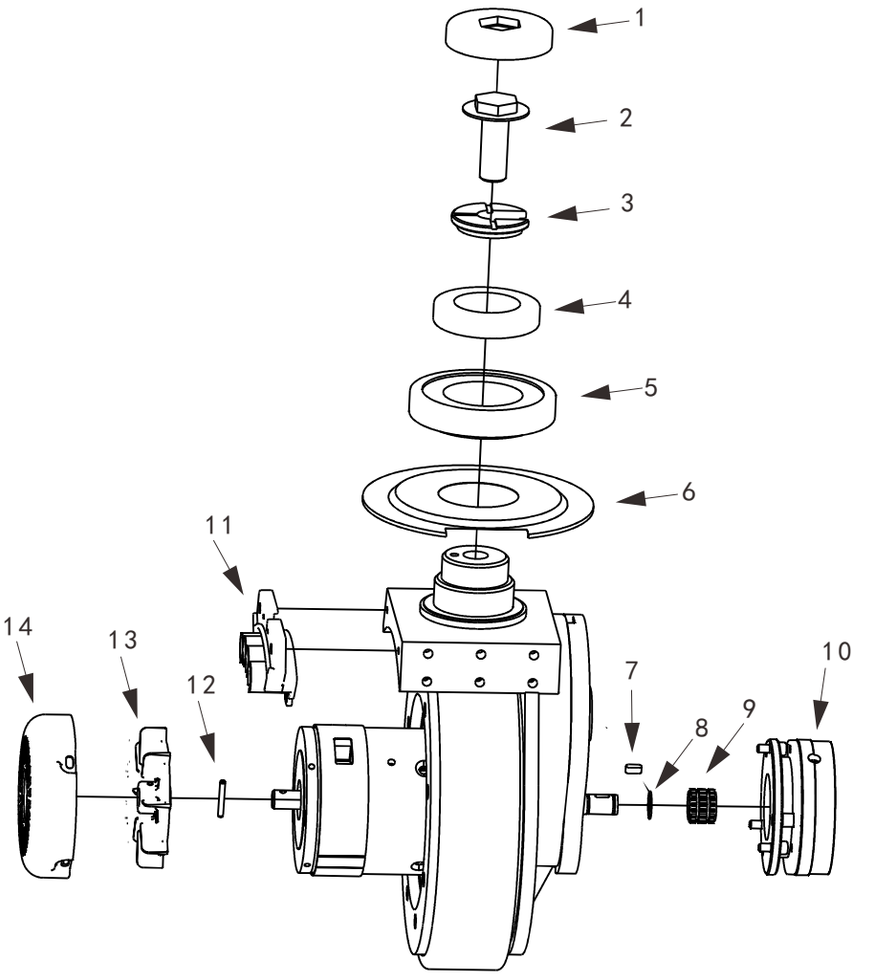

5

kupit-shtabeler.ru

图6/FIG.6 变速箱总成/GEAR BOX ASSEMBLY

序号 Item No	图号 Part No	零部件名称 Description	件数 Q'ty	备注 Remark
01	2000931001	Screw 螺钉	5	
02	1700111002	Side cover 变速箱盖	1	
03	1700120001	Bearing 轴承	1	
04	6000133002	Semicircle key 半圆键	1	
05	6000133001	Semicircle key 半圆键	1	
06	1700121001	Gear 齿轮	1	
07	6000127003	Ring 挡圈	1	
08	1700121003	Gear 齿轮	1	
09	6000105002	Seal washer 密封圈	1	
10	6001420002	Bearing 轴承	2	
11	1700121002	Gear 齿轴	1	

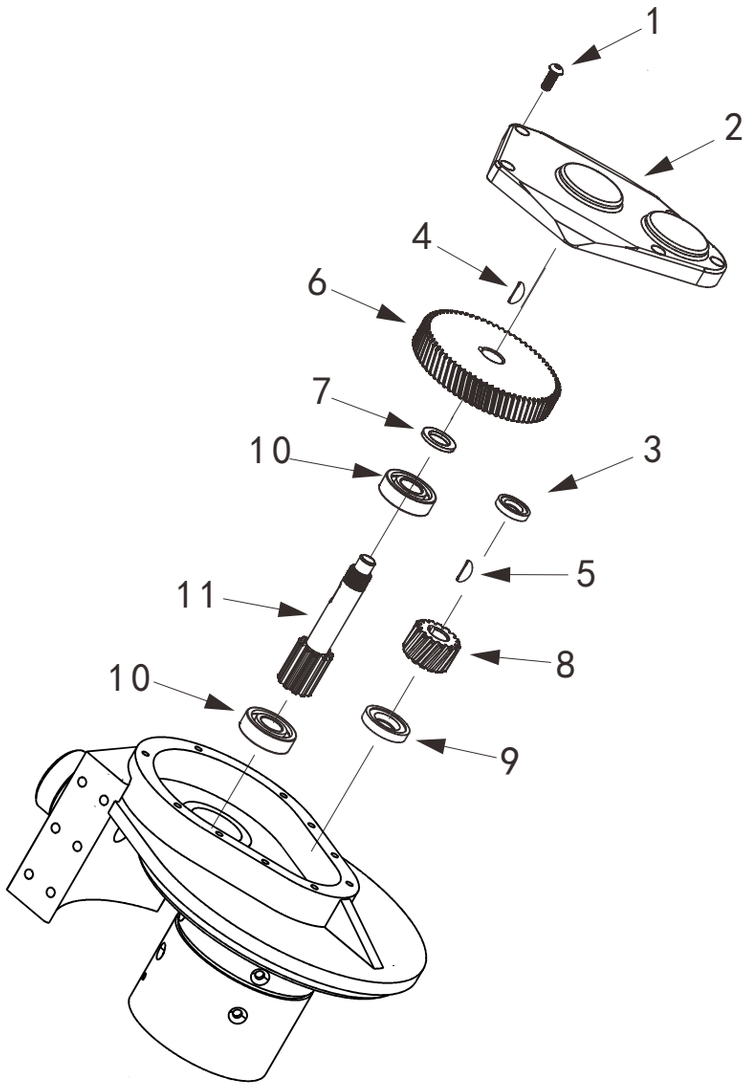

6

kupit-shtabeler.ru

图7/FIG.7 变速箱总成/GEAR BOX ASSEMBLY

序号 Item No	图号 Part No	零部件名称 Description	件数 Q'ty	备注 Remark
01	6000105003	Seal ring 密封圈	1	
02	1700121004	Gear 直内齿	1	
03	6000120003	Bearing 轴承	1	
04	1700110001	Connection panel 连接盘	1	
05	1700332001	Wheels 大轮	1	
06	6000105001	Seal ring 密封圈	1	
07	1700300002	Motor assembly 电机总成	1	

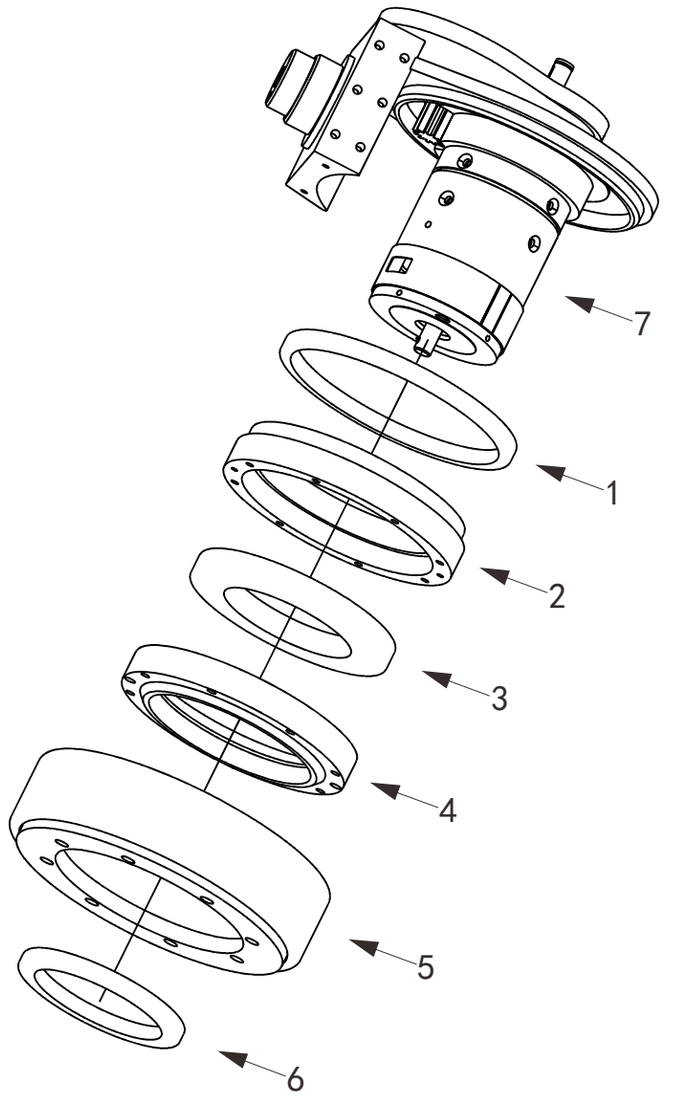

7

kupit-shtabeler.ru

图8/FIG.8 液压系统/HYDRAULIC SYSTEM

序号 Item No	图号 Part No	零部件名称 Description	件数 Q'ty	备注 Remark
01	1700625001	Joint 接头	1	
02	2000637002	Shim 垫片	2	
03	3500635001	Pipe clamp 管夹	1	
04	1700614002	Tubing 油管	1	
05	1001031002	Screw 螺钉	4	
06	1700600003	Plate 阀板总成	1	
07	1700605002	O-ring 0型圈	1	
08	1700602001	Nut 螺母块	2	
09	1700608001	Fuel tank 油箱	1	
10	1700603006	Cylinder 油缸	1	

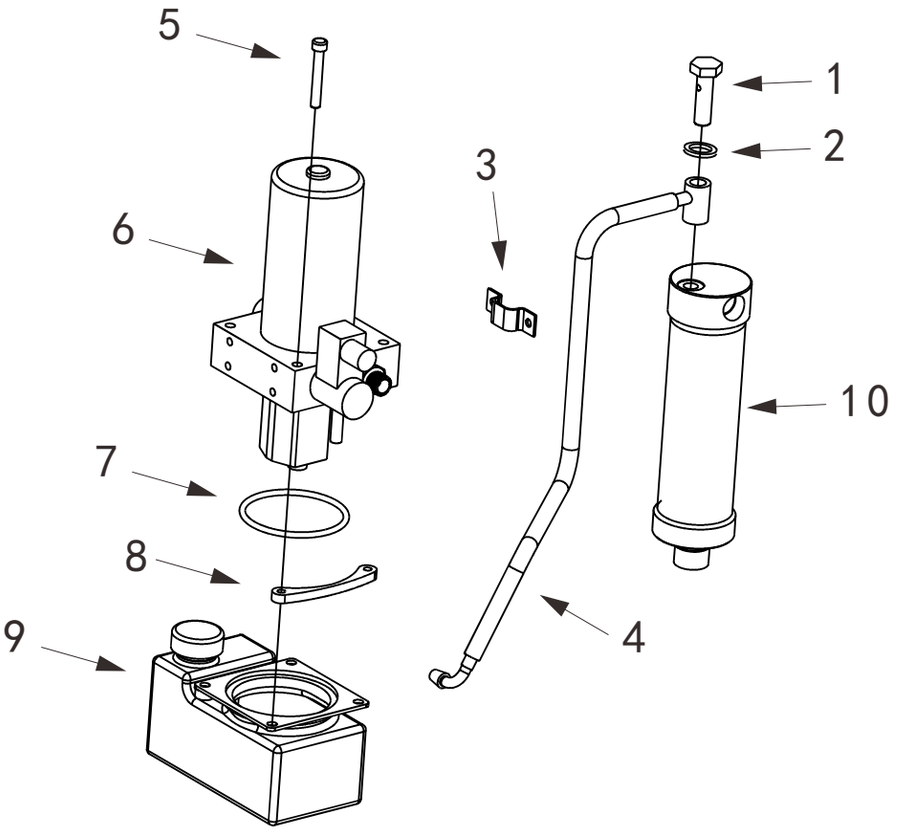

8

kupit-shtabeler.ru

图9/FIG.9 油缸总成/CYLINDER ASSEMBLY

序号 Item No	图号 Part No	零部件名称 Description	件数 Q'ty	备注 Remark
01	6000812001	Composite bearing 复合轴承	2	
02	1700600004	Dust ring 防尘圈	1	
03	1700600005	Supporting tach 支撑环	1	
04	1700600007	Seal washer 密封圈	1	
05	1700600006	Supporting tach 支撑环	1	

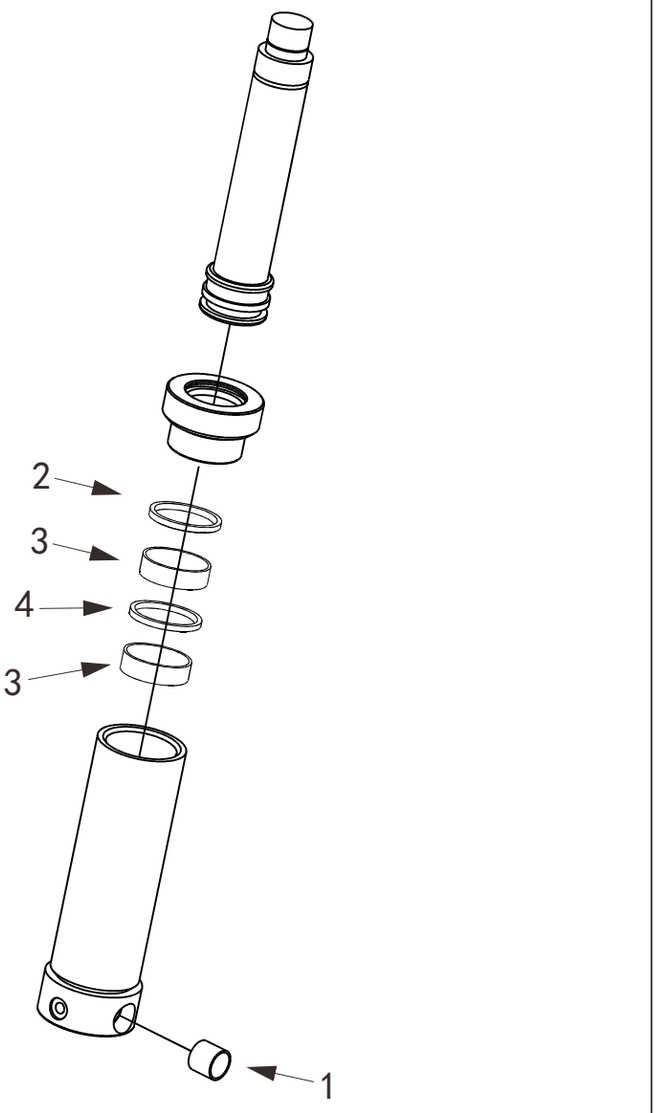

9

kupit-shtabeler.ru

图10/FIG.10 机架总成/FRAME

序号 Item No	图号 Part No	零部件名称 Description	件数 Q'ty	备注 Remark
01	1700724002	Frame 机架	1	
02	1700709001	Shell 罩壳	1	
03	2001116002	Power meter 电量表	1	
04	2000407001	Emergency switch 紧急开关	1	
05	1801116001	Key 钥匙	1	
06	1700734002	Rubber pad 橡胶垫	1	
07	6001100009	Battery 电瓶	2	
08	1700202003	Bracket arm 托臂	1	
09	1700202004	Shaft 轴	1	
10	6000213003	Shaft 轴	2	
11	1700202005	Connecting rod 连杆	2	
12	1700213004	Shaft 轴	2	
13	1700213005	Shaft 轴	2	
14	1700236001	Elastic pin 弹性销	1	
15	1700711001	Axle cushion 轴垫	1	

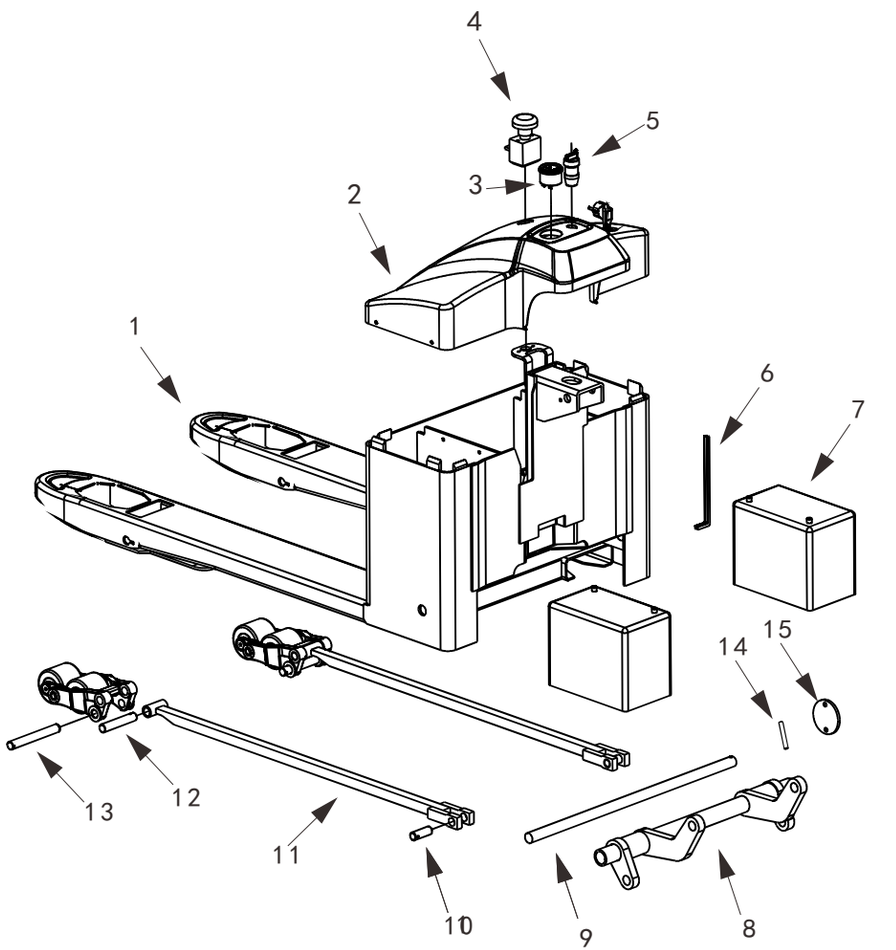

10

kupit-shtabeler.ru

图11/FIG.11 双轮总成/DOUBLE WHEEL ASSEMBLY

序号 Item No	图号 Part No	零部件名称 Description	件数 Q'ty	备注 Remark
01	1700302005	Wheel fork 轮架	1	
02	1700332002	Loading wheel 轮子	2	
03	1700314001	Axle sleeve 轴套	2	
04	1000320001	Bearing 轴承	4	
05	1700312001	Cushion 垫套	4	
06	1700325001	Screw 螺钉	2	
07	1700302006	Plate 夹板	2	
08	6000312003	Bearing 轴承	2	
09	4901337001	Washer 垫圈	2	

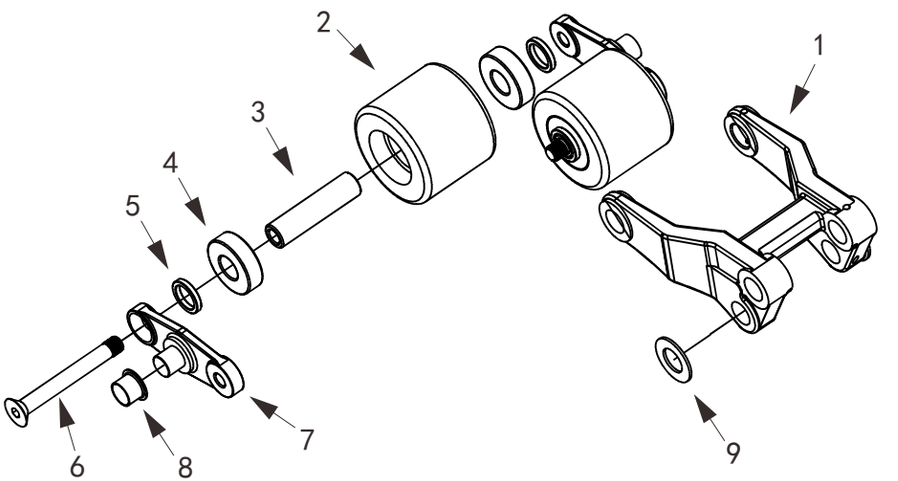

11

kupit-shtabeler.ru

图12/FIG.12 单轮总成/SINGLE WHEEL ASSEMBLY

序号 Item No	图号 Part No	零部件名称 Description	件数 Q'ty	备注 Remark
01	1700302005	Wheel fork 轮架	1	
02	1700332003	Loading wheel 轮子	1	
03	1700313001	Axle sleeve 轴套	1	
04	1000320001	Bearing 轴承	4	
05	1700312001	Cushion 垫套	4	
06	1001036001	Elastic pin 弹性销	1	
07	4901337001	Washer 垫圈	2	

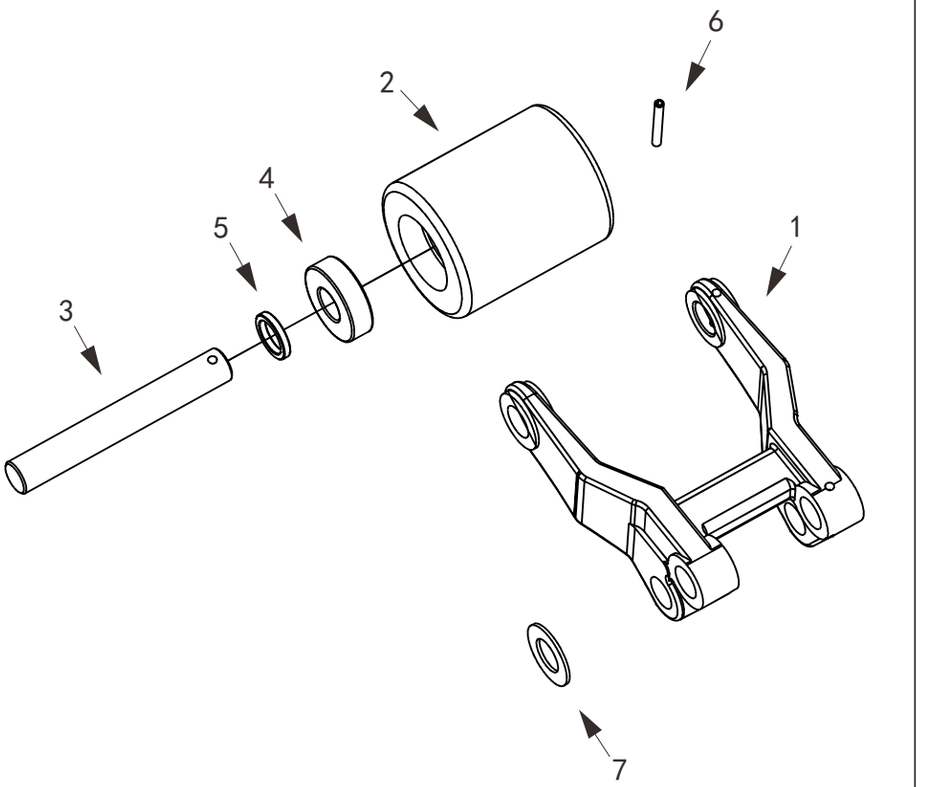

12

kupit-shtabeler.ru

图13/FIG.13 配电板总成/ELECTRIC PANEL ASSEMBLY

序号 Item No	图号 Part No	零部件名称 Description	件数 Q'ty	备注 Remark
01	1000435004	Fuse holder 保险丝座	3	
02	1700402002	Install plate 配电板	1	
03	4601200001	Circuit board 线路板	1	
04	4600506001	Fuse 保险丝	1	
05	1700406001	Controller 控制器(带互锁)	1	
	1700406003	Controller 控制器(不带互锁)	1	
	2000406002	Controller 控制器(柯蒂斯)	1	
06	1800306001	Contact 接触器	1	
07	1000406006	Fuse 保险丝	2	
08	1801106001	Contact 接触器	1	
09	6000418004	Install plate 支架	1	
10	1700406002	Fuse 保险丝	1	

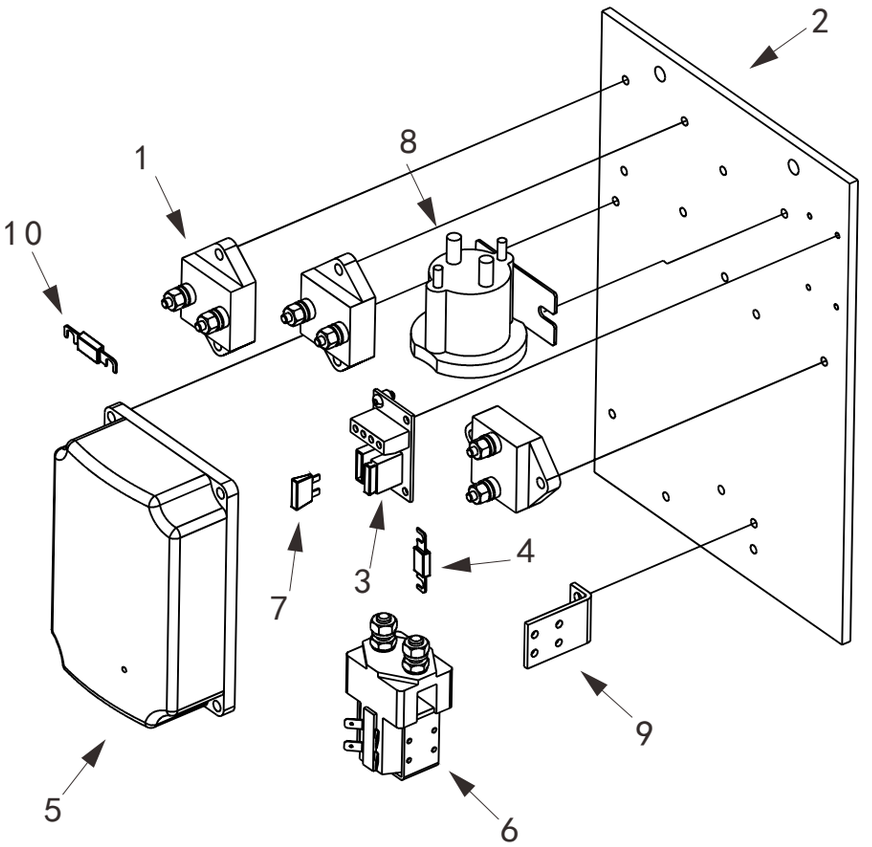

13

kupit-shtabeler.ru

图14/FIG.14 托架总成/BRACKET ASSEMBLY

序号 Item No	图号 Part No	零部件名称 Description	件数 Q'ty	备注 Remark
01	1700702003	Line frame 护线架	1	
02	1700435002	Switch seat 开关座	1	
03	1000407002	Micro switch 微动开关	1	
04	1700702004	Bracket 托架	1	
05	1700702005	Right bracket 右支撑架	1	
06	1700702006	Left bracket 左支撑架	1	
07	1700702007	Limit pad 限位垫	6	
08	1700709002	Protective frame 护框	1	

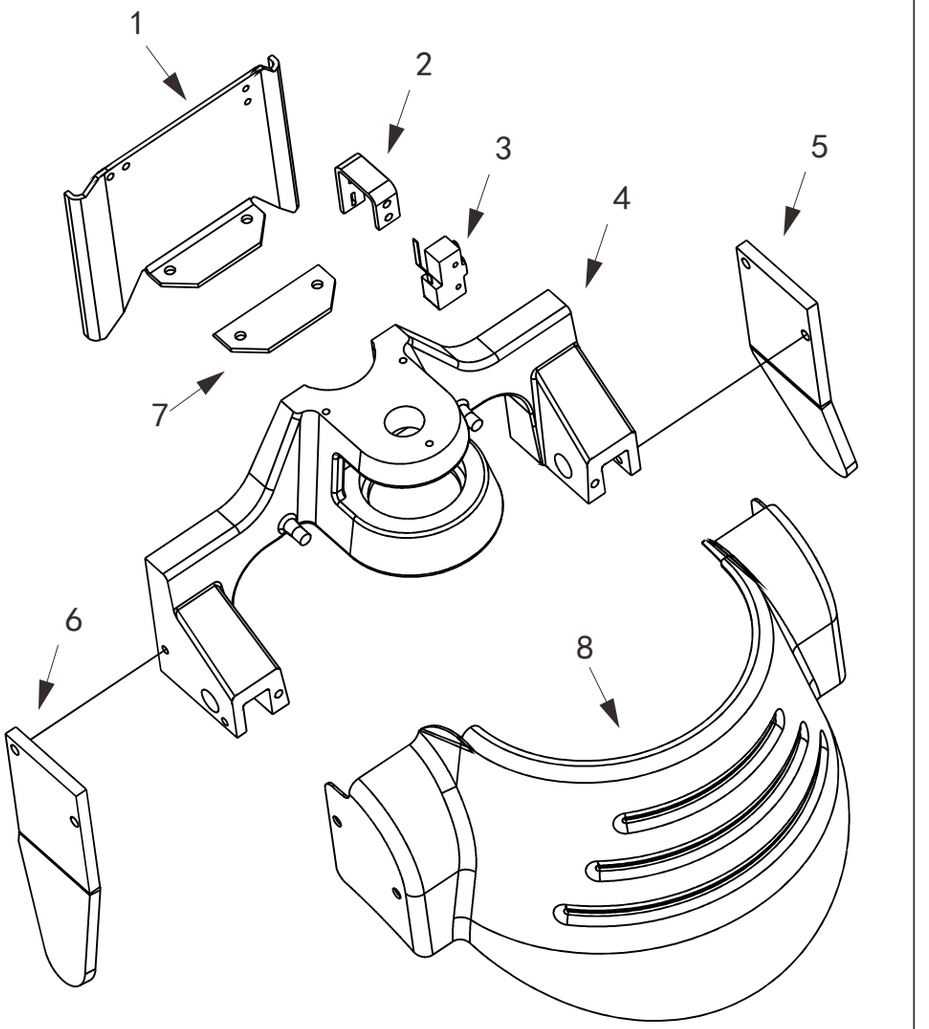

14

kupit-shtabeler.ru

图15/FIG.15 电池组件/BATTERY ASSEMBLY

序号 Item No	图 号 Part No	零部件名称 Description		件数 Q'ty	备 注 Remark
01	6001100018	Battery(85Ah 12V)	电瓶	2	85Ah@20hr
02	0701100001	Charger(110V / 220V / 240V)	充电器	1	
03	0701100002	Plug line(USA criterion)	美标充电线	1	
	0701100003	Plug line(Australia criterion)	澳标充电线	1	
	0701100004	Plug line(Eng criterion)	英标充电线	1	
	0701100005	Plug line(Europe criterion)	欧标充电线	1	
	0701100006	Plug line(Brazil criterion)	巴西标充电线	1	

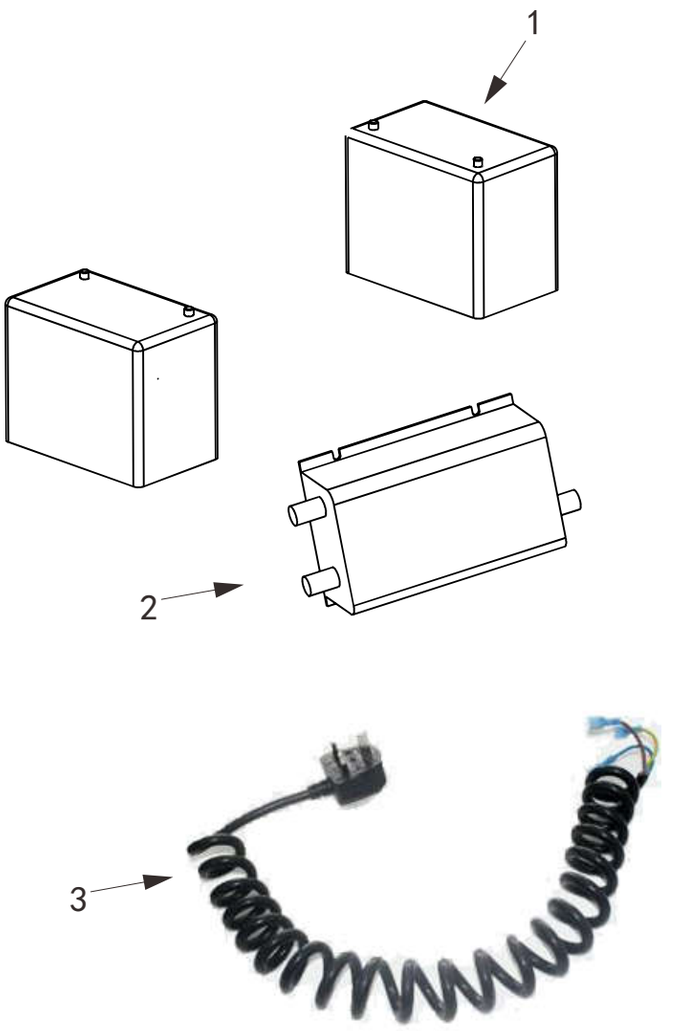

15