kupit-shtabeler.ru

本零件目录汇集了2.0T电动托盘搬运车的零部件

查询方法

步骤一：在检索目录中找到系统或总成该图所在页次并翻至所标页次，找到该图；

步骤二：在其图中找出所需零部件，以及它所标注的序号；

步骤三：根据这个序号，在其后附表中可以查到系统或零件的详细信息。

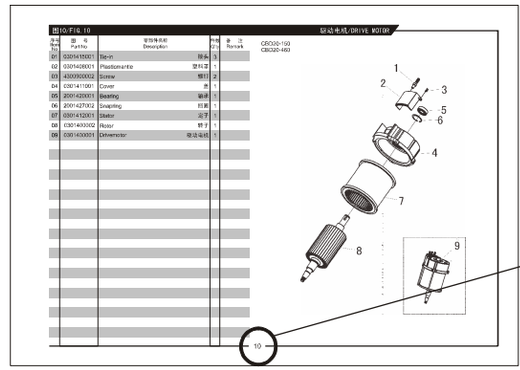

订购零部件时，务请写清叉车的型号、出厂编号、所需零部件的图号及订购数量

在维修时，请使用正规渠道提供的本公司零部件，以确保叉车质量

本零件目录如有更改，恕不另行通知

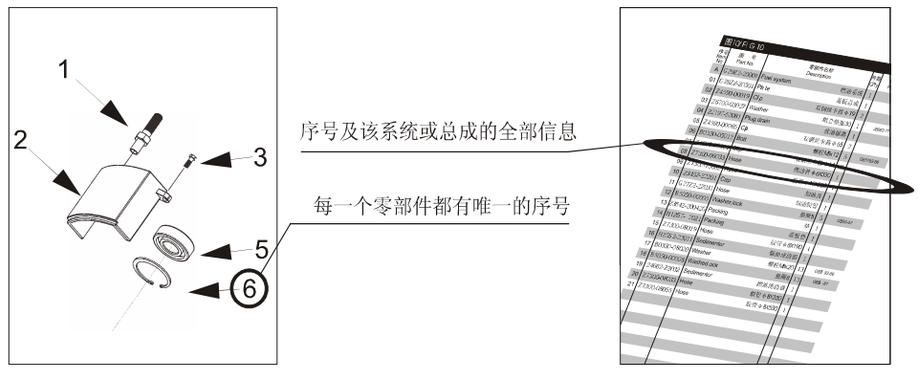

叉车型号说明

CB D 20-190LI

产品配置号	
2．0吨	
电动	
托盘搬运车	

具体车型

CBD20-190LI

kupit-shtabeler.ru

THIS PARTS CATALOGUE COVERS PARTS IN THE MOST OF 2.0 TON ELECTRIC PALLET TRUCKS

Indexing Way

Step1:Finding out the page for the system or assembly required from the indexing contents and turn to the required page, finding out the concerned drawing;

Step2:From the detail drawing,find out the parts and their item numbers.

Step3:According to these item numbers, find out details of these parts of the system or assembly from attached table.

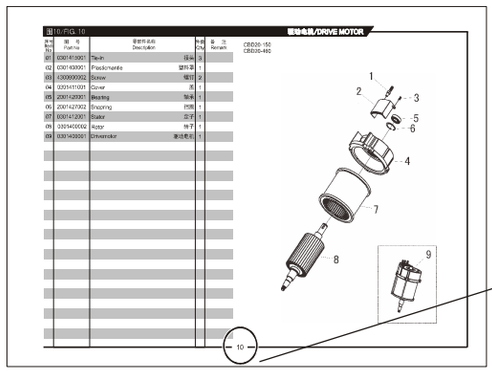

This page code denotes this system or assembly drawing shows on the page.

When ordering the parts or components,please indicate the model and series number of the your forklift truck,the drawing number of parts or components you require and their quantity.

When you replace parts or components,please apply the real goods made by our company to ensure the truck's guality.

We reserve modification right without notice Designations in the CATALOGUE

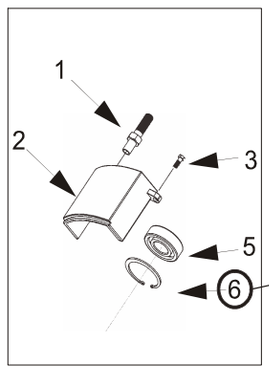

According to these item numbers, find out details of hese parts or the system from attached table.

Every part or componet in the drawing is expressed with only item number

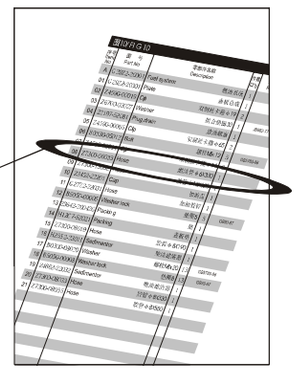

CB D 20-190LI

Configuration Number
2.0 ton capacity
Electric
pallet trucks

The following trucks

CBD20-190LI

kupit-shtabeler.ru

目录/INDEX

图1 转向操纵系统 ---- 1 ---- Fig.1 Steering control system
图2 控制盒总成 ---- 2 ---- Fig.2 Switch box assembly
图3 控制盒总成 ---- 3 ---- Fig.3 Switch box assembly
图4 驱动系统 ---- 4 ---- Fig.4 Driving system
图5 驱动系统 ---- 5 ---- Fig.5 Driving system
图6 驱动系统 ---- 6 ---- Fig.6 Driving system
图7 液压系统 ---- 7 ---- Fig.7 Cylinder assembly
图8 油缸总成 ---- 8 ---- Fig.8 Cylinder assembly
图9 液压站 ---- 9 ---- Fig.9 Hydraulic station
图10 560托臂与万向轮 ---- 10 ---- **Fig.10 560 Link&balance wheel assembly**
图11 685托臂与万向轮 ---- 11 ---- **Fig.11 685 Link&balance wheel assembly**
图12 机架 ---- 12 ---- **Fig.12 Frame**
图13 双轮总成 ---- 13 ---- **Fig.13 Double wheel assembly**

kupit-shtabeler.ru

kupit-shtabeler.ru

图1/FIG.1 转向操纵系统/STEERING CONTROL SYSTEM

序号 Item No	图号 Part No	零部件名称 Description	件数 Q'ty	备注 Remark
A	**1900517025**	**Steering control system 转向操作系统**	1	
B	**1900500001**	**Handle box assembly 手柄盒总成**	1	
01	1900517026	Handle welding 手柄焊接	1	
02	1900517003	Cover 手柄后盖	1	
03	2000939001	Bolt 螺栓	4	
04	4700441001	Bolt 螺栓	4	
05	1900517004	Cover 手柄前盖	1	
06	1900517022	Head 堵头	2	
07	1900507001	Key 钥匙	1	
08	1900529001	Key mounting seat 钥匙安装座	1	
09	1900642001	Screw 螺钉	4	

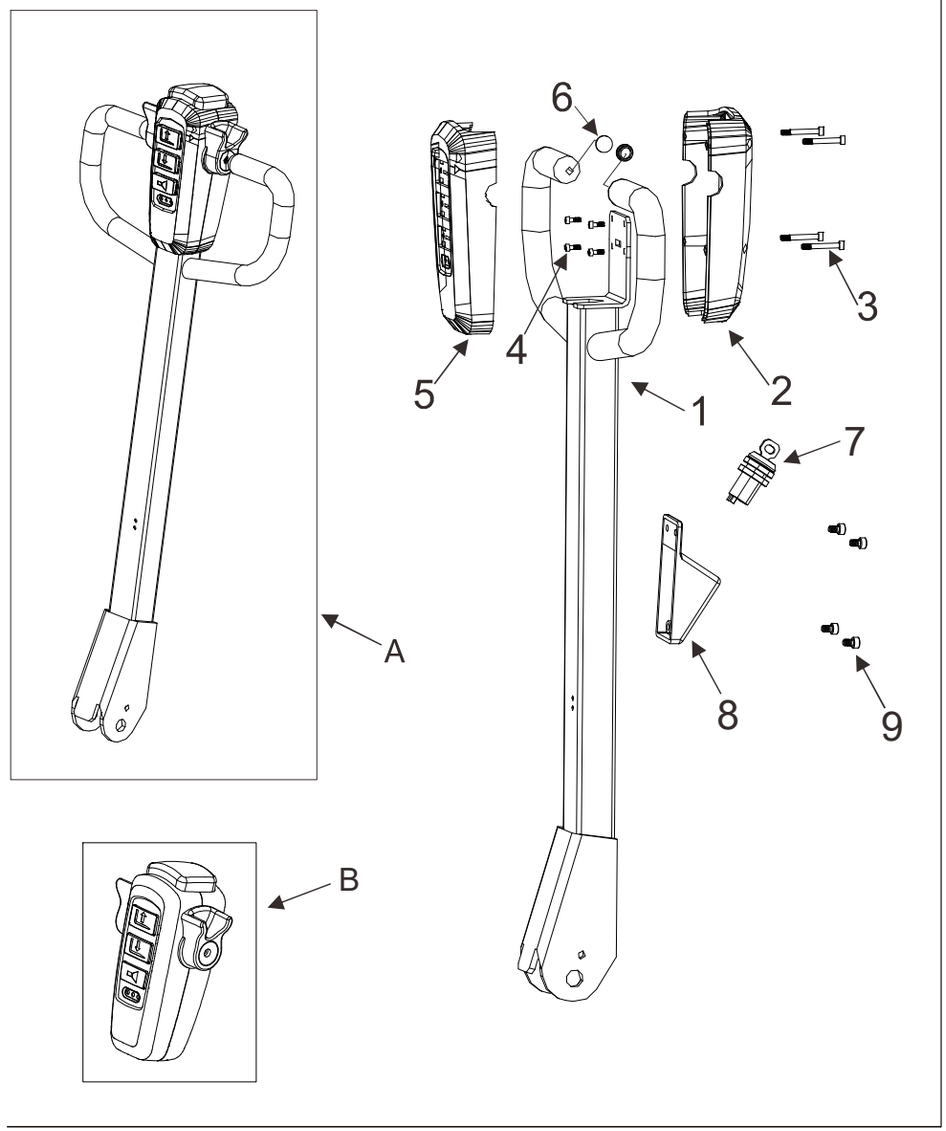

kupit-shtabeler.ru

图2/FIG. 2 控制盒总成/SWITCH BOX ASSEMBLY

序号 Item No	图号 Part No	零部件名称 Description	件数 Q'ty	备注 Remark
01	1900517007	control knob 控制手柄	2	
02	1900517004	Cover 手柄前盖	1	
03	1900517008	Emergency reverser button cover紧急换向按钮盖	1	
04	1900517009	Spring 弹簧	2	
05	1900517002	Cam 凸轮	1	
06	1900517010	Bearing 轴承	2	
07	1900517011	Screw 螺钉	2	
08	1900517013	Push road 推杆	1	
09	2000519004	Spring 弹簧	1	
10	1900517012	Supporting 支撑座	1	
11	1900517014	Screw 螺钉	6	
12	1900517005	Pressure plate 手柄大压板	1	
13	1900517024	Circuit board 线路板	1	
14	1900517016	Screw 螺钉	4	
15	1900517017	Magnetic shaft 磁钢	1	

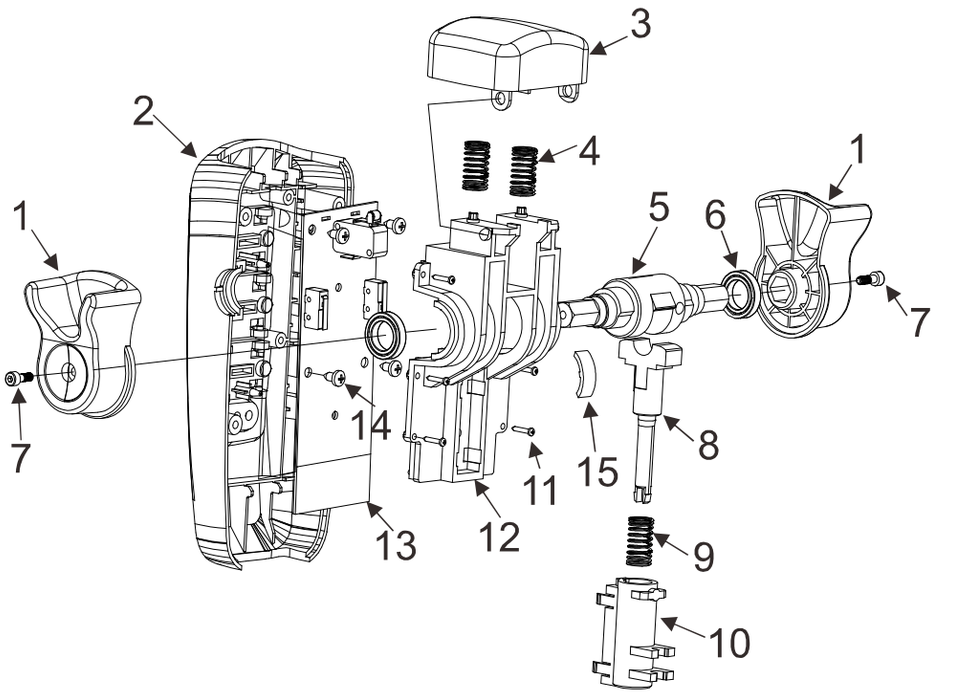

2

kupit-shtabeler.ru

图3/FIG.3 控制盒总成/SWITCH BOX ASSEMBLY

序号 Item No	图 号 Part No	零部件名称 Description	件数 Q'ty	备 注 Remark
01	1900517018	Lift button 起升按钮	1	
02	1900517004	Cover 手柄前盖	1	
03	1900517021	Spring 弹簧	6	
04	1900517017	Trumpet button 喇叭按钮	1	
05	1900517019	Down button 下降按钮	1	

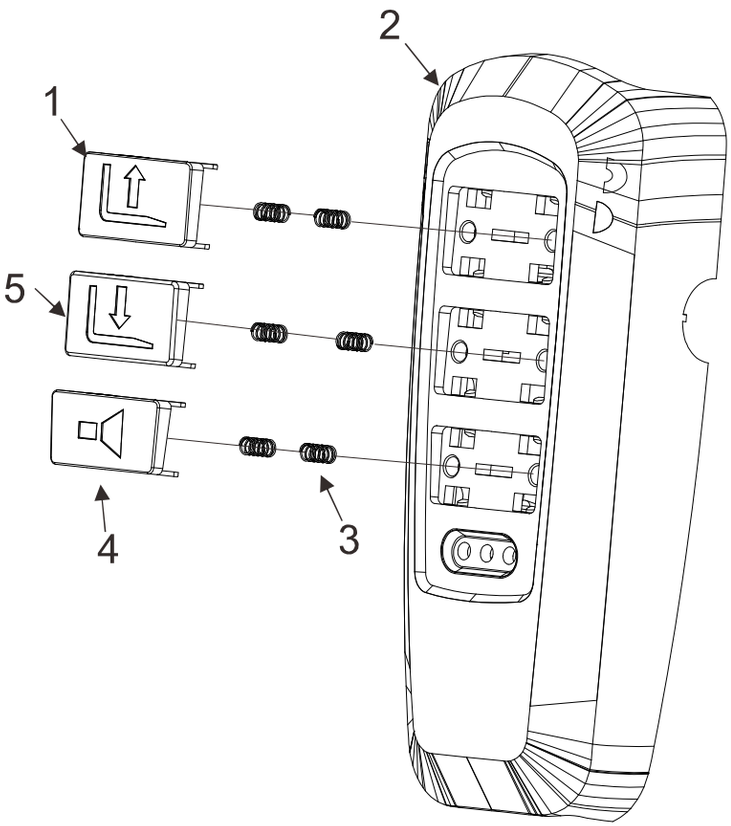

3

kupit-shtabeler.ru

图4/FIG. 4 驱动系统/DRIVING SYSTEM

序号 Item No	图号 Part No	零部件名称 Description	件数 Q'ty	备注 Remark
A	**1900100001**	**Gearbox 齿轮箱**	1	
01	1900513001	Shaft 转轴	1	
02	6000731001	Screw 螺钉	1	
03	4700333001	Pin 卡销	1	
04	1000441007	Screw 螺钉	2	
05	1900517001	Handle welding 手柄焊接	1	
06	2000500007	Air sping 气弹簧	1	
07	2000527002	Circlip 挡圈	1	
08	1700513006	Shaft 转轴	1	
09	1200331001	Screw 螺钉	1	
10	1900506001	Approach switch 接近开关	1	
11	1900534001	Limit block 防撞块	1	
12	1900520001	Bearing 自润滑轴承	2	
13	2000831001	Screw 螺钉	2	

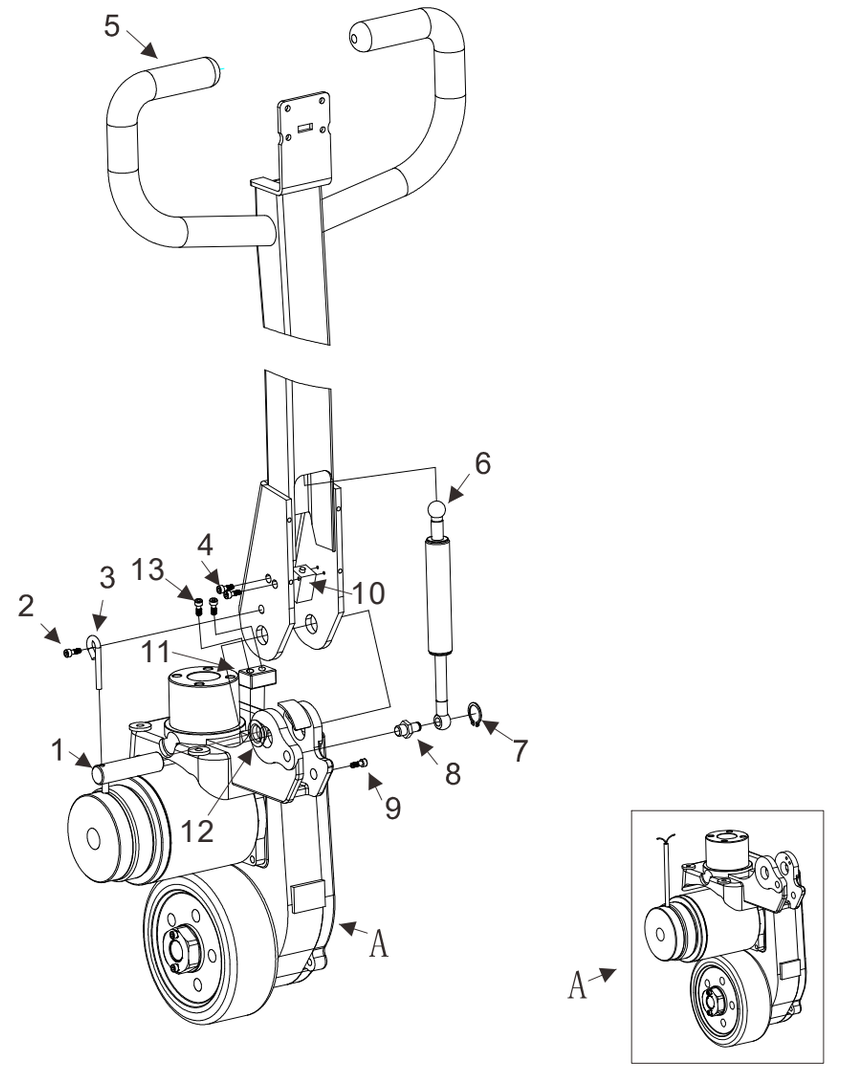

4

kupit-shtabeler.ru

图5/FIG.5 驱动系统 / DRIVING SYSTEM

序号 Item No	图号 Part No	零部件名称 Description	件数 Q'ty	备注 Remark
01	2000831001	Screw 螺钉	10	
02	1900126002	Cover 箱盖	1	
03	1900126001	Gear box body 减速箱体	1	
04	2900120001	Bearing 轴承	1	
05	1900121001	Gear 电机齿轮	1	
06	1901400003	Motor 电机	1	
07	1901000001	Electromagnetic brake 电磁刹车	1	
08	1001031003	Screw 螺钉	4	
09	1900125001	Nut 螺母	1	
10	1900104002	Screw 螺钉	2	
11	1900125002	Bolt 螺栓	5	
12	1900132001	Drive wheel 驱动轮	1	
13	1900110001	Flange 法兰	1	
14	1900105001	Seal 骨架油封	1	
15	1900128001	O-ring O型圈	1	
16	1900112001	Sheath 套	1	
17	1900120001	Bearing 轴承	1	
18	1900112002	Sheath 套	1	
19	1900120002	Bearing 轴承	1	
20	1900101002	Flat 平键	1	
21	1900121002	Gear shaft 齿轮轴	1	
22	6001420002	Bearing 轴承	2	
23	1900121003	Gear shaft 齿轮轴	1	
24	1900101001	Flat 平键	1	
25	1900121004	Gear 齿轮	1	
26	1900127001	Snap ring 挡圈	1	

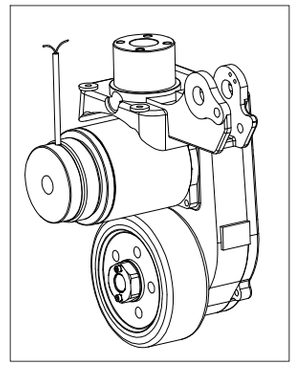

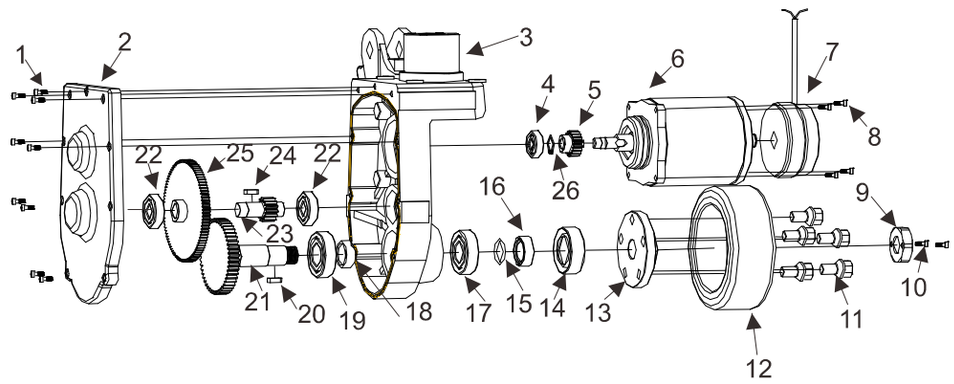

kupit-shtabeler.ru

图6/FIG.6 驱动系统/DRIVE SYSTEM

序号 Item No	图号 Part No	零部件名称 Description	件数 Q'ty	备注 Remark
A	**1900100001**	**Gearbox 齿轮箱**	1	
01	1900520001	Bearing 轴承	1	
02	1900718001	Bracket 托架	1	
03	170g0731002	Screw 螺钉	4	
04	6000441001	Screw 螺钉	4	
05	1900908001	Cover 上罩	1	
06	1900735001	Cover plate 盖板	1	
07	1900720002	Bearing 轴承	1	
08	1000441002	Screw 螺钉	4	
09	1900909001	Cover 下罩	1	
10	1900711001	Washer 垫片	1	

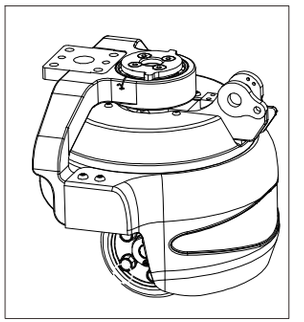

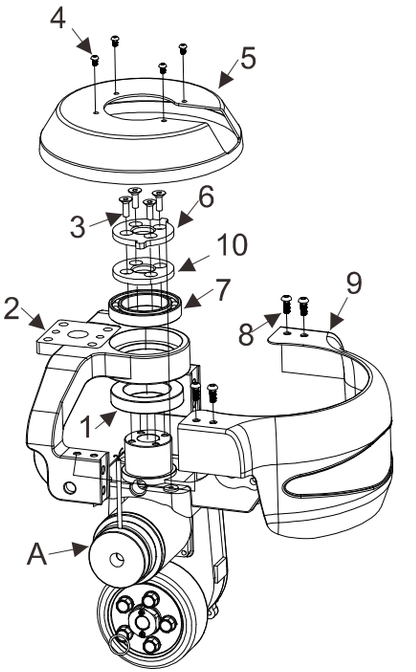

图7/FIG.7 液压系统/HYDRAULIC SYSTEM

序号 Item No	图号 Part No	零部件名称 Description	件数 Q'ty	备注 Remark
A	**1900600004**	**Cylinder assembly 油缸总成**	**1**	
B	**1900600002**	**Hydraulic station 液压站**	1	
01	1900718001	Bracket 托架	1	
02	1900730001	Screw 螺钉	2	
03	1900718002	Switching support 开关支架	1	
04	4100731001	Screw 螺钉	2	
05	1000441007	Screw 螺钉	2	
06	1700406004	Switching 微动开关	1	
07	2000541002	Screw 螺钉	10	
08	1900618001	Support 支架	1	
09	1900908002	Cover 上罩	1	
10	1900407001	Emergency stop button 紧急制动开关	1	
11	1900908003	Cover 下罩	1	
12	1001020001	Screw 螺钉	4	
13	1900628001	O-ring O型圈	1	
14	1900407004	walking controller 驱动控制器	1	
15	1900407005	Upgrade controller 起升控制器	1	
16	1900642001	Screw 螺钉	2	
17	1900641001	Screw 螺钉	2	

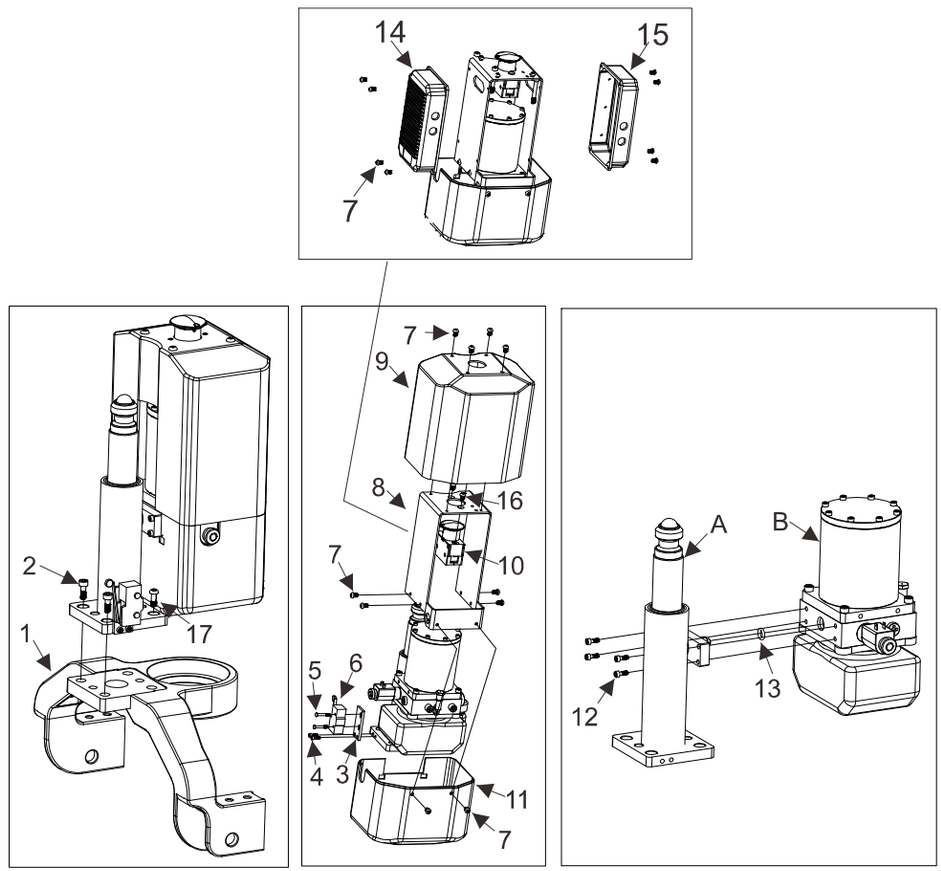

kupit-shtabeler.ru

图8/FIG.8 油缸总成/ CYLINDER ASSEMBLY

序号 Item No	图 号 Part No	零部件名称 Description		件数 Q'ty	备 注 Remark
A	1900600004	**Cylinder assembly**	油缸总成	**1**	
01	**0700605002**	Dust ring	防尘圈	1	
02	**0700605003**	Seal ring	密封圈	1	
03	**0700605004**	Supporting ring	支承环	2	

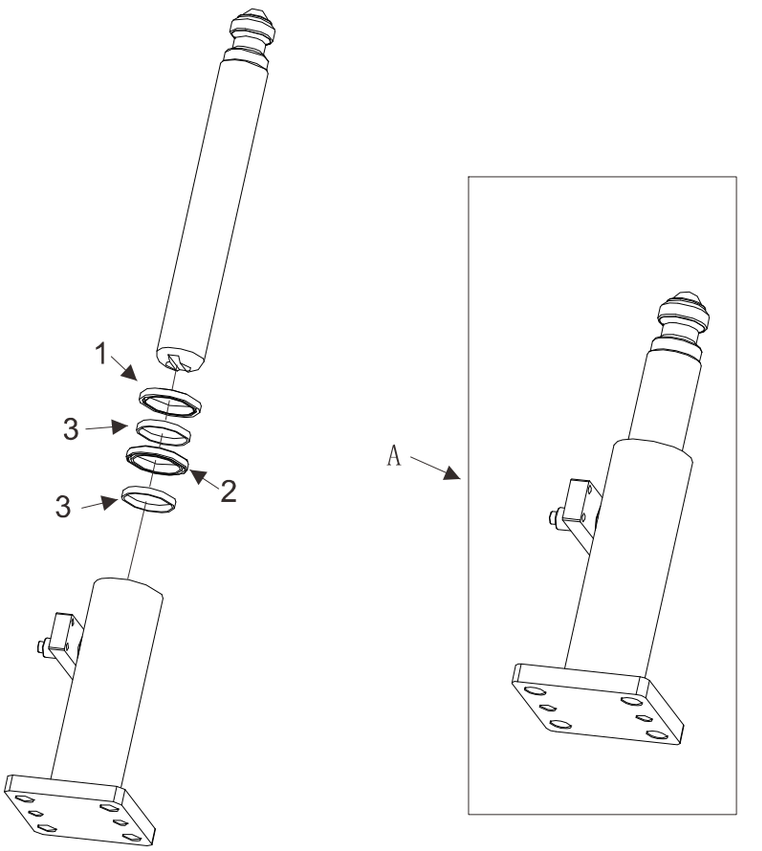

8

kupit-shtabeler.ru

图9/FIG.9 液压站/ HYDRAULIC STATION

序号 Item No	图号 Part No	零部件名称 Description	件数 Q'ty	备注 Remark
A	1900600005	**Hydraulic station** 液压站	1	
01	1000339001	Nut 螺母	4	
02	1900608001	Oil tank 油箱	1	
03	2001430003	Bolt 螺栓	4	
04	1900628002	O-ring 0型圈	1	
05	1900603007	Pump 齿轮泵	1	
06	1900603002	Over valve 溢流阀	1	
07	1900631001	Screw 螺钉	4	
08	1901400004	Lift motor 起升电机	1	
09	1900607001	Electromagnetic coil 电磁线圈	1	
10	4600603006	One-way valve 单向阀	1	
11	1900603003	Throttle valve 节流阀	1	
12	1900603006	Filtering net 过滤网	1	
13	2000637001	Washer 垫圈	1	
14	1000605005	Plug 气塞	1	

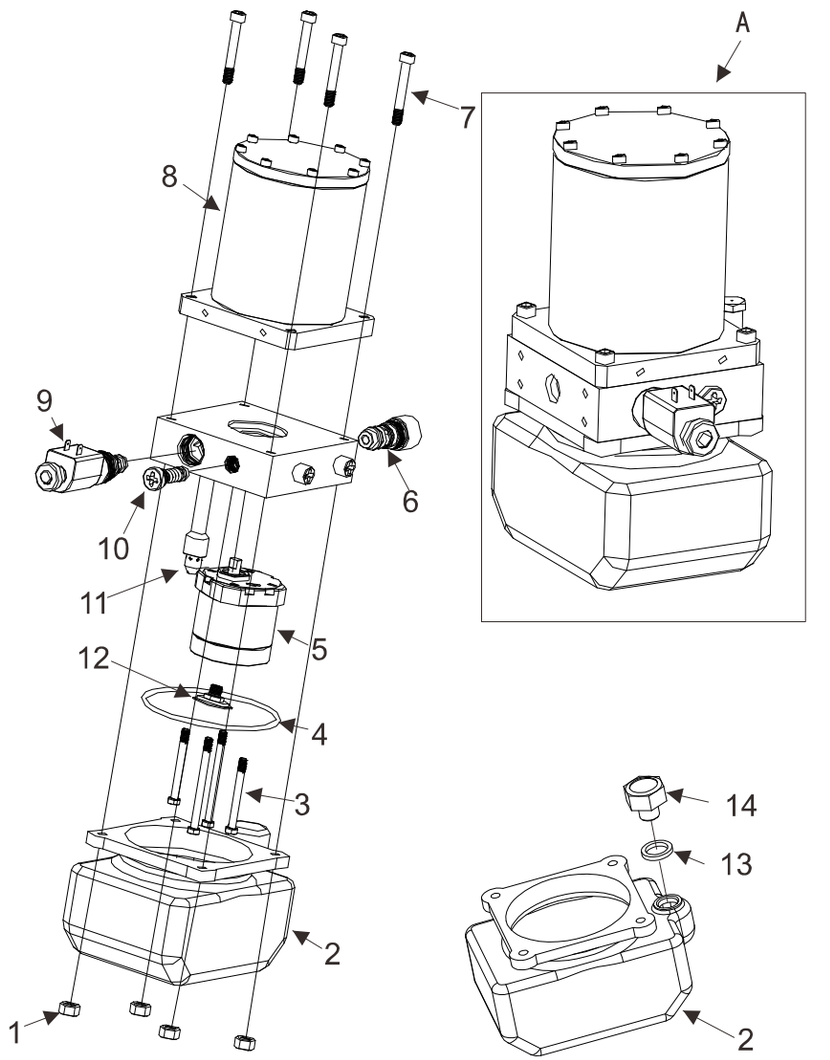

9

kupit-shtabeler.ru

图10/FIG.10 560托臂与万向轮/560LINK&BALANCE WHEEL ASSEMBLY

序号 Item No	图号 Part No	零部件名称 Description	件数 Q'ty	备注 Remark
A	**1900723006**	**Left link(560) 左托臂（560）**	**1**	
B	**1900723007**	**Right link(560) 右托臂（560）**	1	
01	1900718001	Bracket 托架	1	
02	1900713001	Axle 轴	2	
03	1900300001	Balance wheel assembly 万向轮总成	2	
04	5200731001	Screw 螺钉	4	
05	1700321001	Snap ring 挡圈	2	
06	1900720003	Bearing 轴承	2	
07	1700220003	Bearing 轴承	4	
08	1900720004	Bearing 轴承	2	
09	1900732001	Balance wheel 万向轮	2	

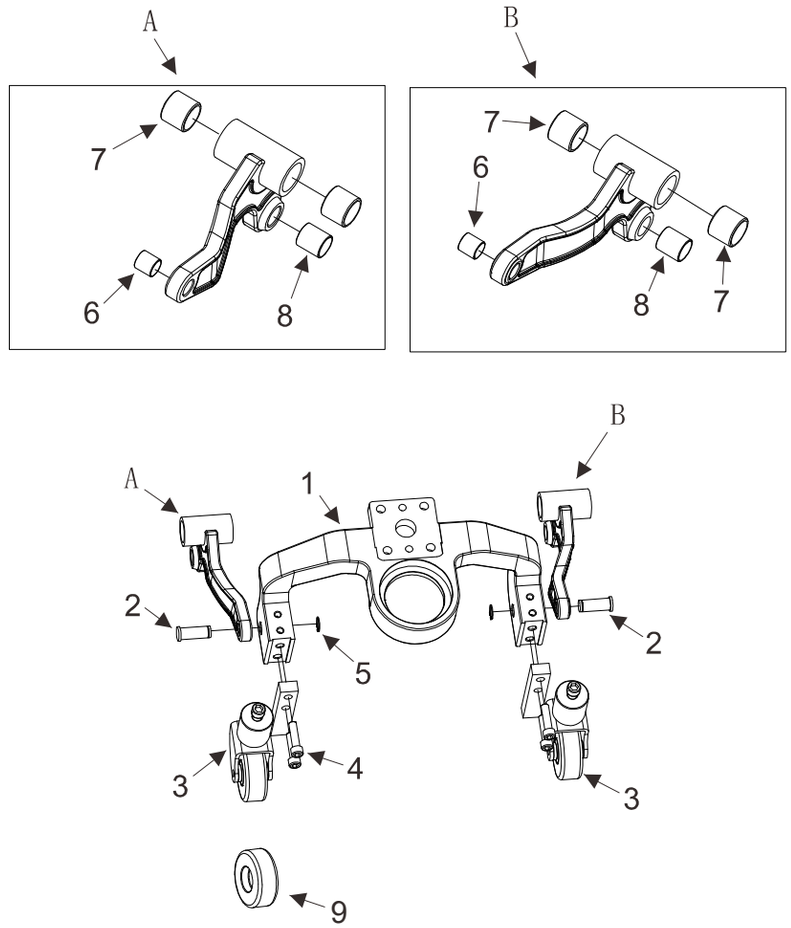

kupit-shtabeler.ru

图11/FIG.11 685托臂与万向轮/685 LINK&BALANCE WHEEL ASSEMBLY

序号 Item No	图号 Part No	零部件名称 Description	件数 Q'ty	备注 Remark
A	1900723005	Link(685) 托臂（685）	1	
01	1900718001	Bracket 托架	1	
02	1900713001	Axle 轴	2	
03	1900330001	Balance wheel assembly 万向轮总成	2	
04	5200731001	Screw 螺钉	4	
05	1700321001	Snap ring 挡圈	2	
06	1900720003	Bearing 轴承	2	
07	1700220003	Bearing 轴承	4	
08	1900720004	Bearing 轴承	2	
09	1900732001	Balance wheel 万向轮	2	

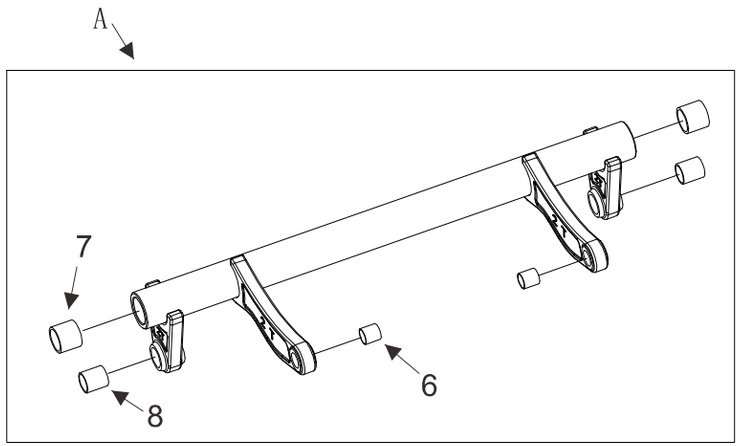

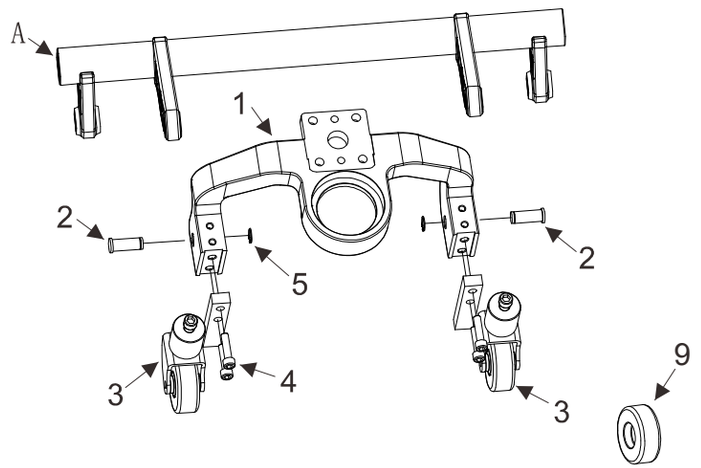

11

kupit-shtabeler.ru

图12/FIG.12 机架/FRAME

序号 Item No	图号 Part No	零部件名称 Description	件数 Q'ty	备注 Remark
01	1900702001	Frame(560X1150) 机架（560X1150）	1	
	1900702002	Frame(685X1150) 机架（685X1150）	1	
02	1901100002	Battery 电瓶	1	
03	1900704001	Screw 螺钉	4	
04	1900702004	Trestle 电瓶支架	1	
05	1700713001	Shaft 轴	2	
06	2000536001	Pin 销	6	
07	5500336001	Pin 销	2	
08	1900713002	Shaft(560) 轴（560）	2	
	1900713004	Shaft(685) 轴（685）	1	
09	1900731001	Screw 螺钉	2	
10	1900722002	Connecting rod(1150) 连杆（1150）	2	
	1900722003	Connecting rod(1200) 连杆（1200）	2	
	1900722004	Connecting rod(900) 连杆（900）	2	
11	1900713003	Shaft 轴	2	
12	2001427001	Snap ring 挡圈	2	
13	1700213005	Shaft 轴	2	
14	7300531002	Screw 螺钉	2	
15	1900718004	Limit block 限位块	1	

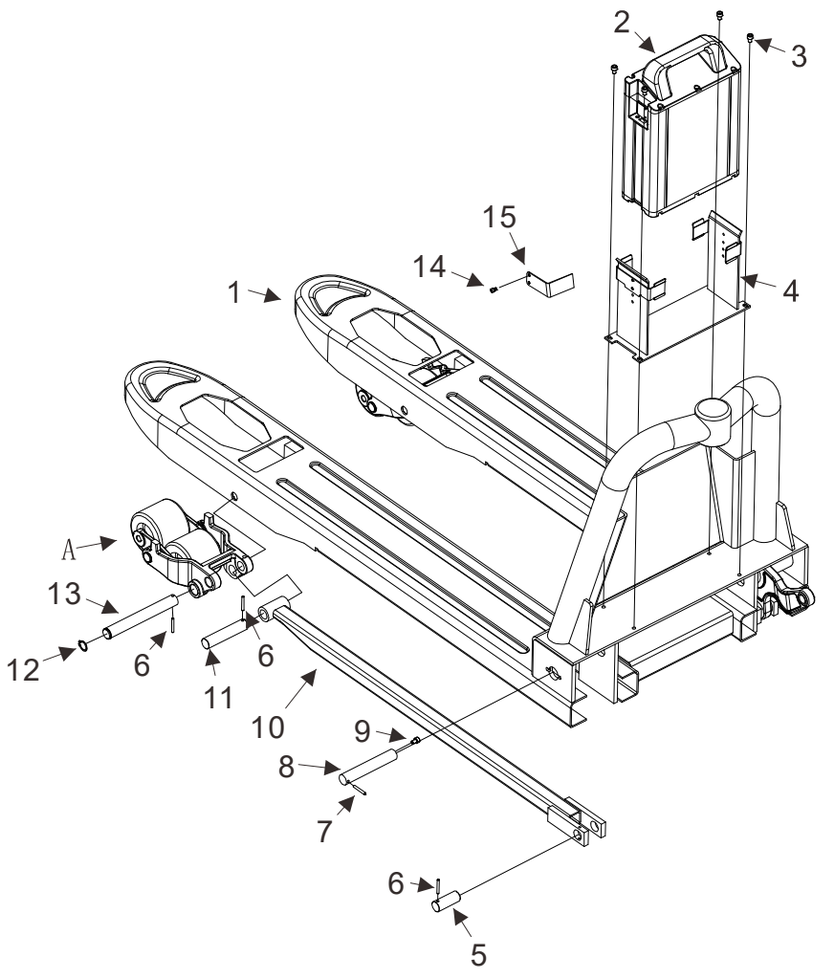

kupit-shtabeler.ru

图13/FIG.13 双轮总成/DOUBLE WHEEL ASSEMBLY

序号 Item No	图号 Part No	零部件名称 Description		件数 Q'ty	备注 Remark
01	1900302001	Wheel fork	轮架	1	
02	1700332002	Loading wheel	轮子	2	
03	1700314001	Axle sleeve	轴套	2	
04	1000320001	Bearing	轴承	4	
05	1700312001	Cushion	垫套	4	
06	1700325001	Screw	螺钉	2	
07	1700302006	Plate	夹板	2	
08	1900320001	Bearing	轴承	2	
09	4901337001	Washer	垫圈	2	

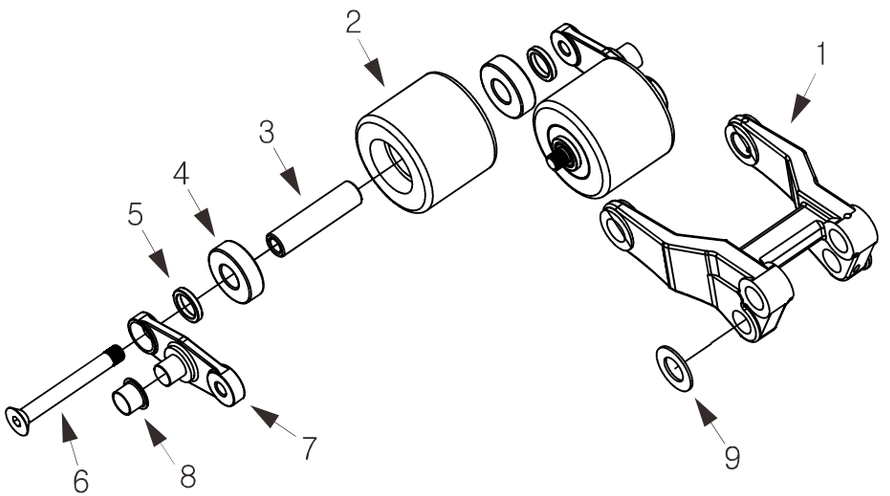

13